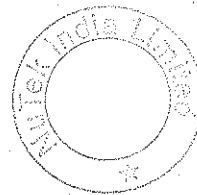


**Name of the Company :NU TEK INDIA LIMITED**

Scrip Code:533015		NU TEK INDIA LIMITED		,EQUITY
Quarter Ended: SEP'2015				
<b>Partly Paid-up Shares:</b>	<b>No.of Partly Paid-up Shares:</b>	<b>As a % of total No. of partly paid-up Shares</b>	<b>As a % of total No. of shares of the company</b>	
Held by promoter/promoter group	0	0	0	
Held by Public	0	0	0	
<b>TOTAL:</b>	<b>0</b>	<b>0</b>	<b>0</b>	
<b>Outstanding Convertible Securites:</b>	<b>No. of outstanding Securities</b>	<b>As a % of total No. of outstanding convertible securities</b>	<b>As a % of total No. of shares of the company, assuming full conversion of the convertible securities</b>	
Held by promoter/promoter group	0	0	0	
Held by Public	0	0	0	
<b>TOTAL:</b>	<b>0</b>	<b>0</b>	<b>0</b>	
<b>Warrants:</b>	<b>No. of Warrants</b>	<b>As a % of total No. of Warrants</b>	<b>As a % of total No. of shares of the company, assuming full conversion of warrants</b>	
Held by promoter/promoter group	0	0	0	
Held by Public	0	0	0	
<b>TOTAL:</b>	<b>0</b>	<b>0</b>	<b>0</b>	
<b>Total paid-up capital of the company, assuming full conversion of warrants and convertible securities</b>	<b>154518600</b>			



*[Handwritten signature]*

Table I (a) - Statement Showing Share Holding Pattern

Category code	Category of Shareholder	Number of Shareholders	Total Number of shares	Number of shares held in dematerialised form	Total shareholding as a percentage of total number of shares		Shares pledged or otherwise encumbered	
					As a Percentage of (A+B)1	As a Percentage of (A+B+C)	Number of Shares	As a percentage
(I)	(II)	(III)	(IV)	(V)	(VI)	(VII)	(VII)	(IX)=(VIII)/(IV)* 100
(A)	Shareholding of Promoter and Promoter Group							
1	Indian							
(a)	Individuals/Hindu Undivided Family	3	14694204	14694204	9.51	9.51	0	0
(b)	Central Government/State Government(s)	0	0	0	0	0	0	0
(c)	Bodies Corporate	0	0	0	0	0	0	0
(d)	Financial Institutions/Banks	0	0	0	0	0	0	0
(e)	Any Others(Specify)	0	0	0	0	0	0	0
(e-i)	Mutual Funds	0	0	0	0	0	0	0
(e-ii)	Trusts	0	0	0	0	0	0	0
	Sub Total (A)(1)	3	14694204	14694204	9.51	9.51	0	0
2	Foreign							
(a)	Individuals (Non Resident Indians/Foreign Individuals)	0	0	0	0	0	0	0
(b)	Bodies Corporate	0	0	0	0	0	0	0
(c)	Institutions	0	0	0	0	0	0	0
(d)	Qualified Foreign Investor	0	0	0	0	0	0	0
(e)	Any Others(Specify)	0	0	0	0	0	0	0
(e-i)	Overseas Corporate Bodies	0	0	0	0	0	0	0
(e-ii)		0	0	0	0	0	0	0
	Sub Total (A)(2)	0	0	0	0	0	0	0
	Total Shareholding of Promoter and Promoter Group (A)=(A)(1)+(A)(2)	3	14694204	14694204	9.51	9.51	0	0
(B)	Public Shareholding							
1	Institutions							
(a)	Mutual Funds/UTI	0	0	0	0	0	0	0
(b)	Financial Institutions/Banks	0	0	0	0	0	0	0
(c)	Central Government/State Government(s)	0	0	0	0	0	0	0
(d)	Venture Capital Funds	0	0	0	0	0	0	0
(e)	Insurance Companies	0	0	0	0	0	0	0
(f)	Foreign Institutional Investors	1	54578	54578	0.04	0.04	0	0
(g)	Foreign Venture Capital Investors	0	0	0	0	0	0	0
(h)	Qualified Foreign Investor	0	0	0	0	0	0	0
(i)	Any Others(Specify)	0	0	0	0	0	0	0
(i-i)	Foreign Companies	0	0	0	0	0	0	0
(i-ii)		0	0	0	0	0	0	0
	Sub Total (B)(1)	1	54578	54578	0.04	0.04	0	0
B2	Non-Institutions							
(a)	Bodies Corporate	234	8931272	8074672	5.78	5.78	0	0
(b)	Individuals							
(i)	Individual shareholders holding nominal share capital upto Rs.1 lakh	22684	39293869	39272227	25.43	25.43	0	0
(ii)	Individual shareholders holding nominal share capital in excess of Rs.1 lakh	898	78670709	78670709	50.91	50.91	0	0
(c)	Qualified Foreign Investor	0	0	0	0	0	0	0
(d)	Any Others(Specify)							
(d-i)	Non Resident Indians	190	10483011	10483011	6.78	6.78	0	0
(d-ii)	Overseas Corporate Bodies	0	0	0	0	0	0	0
(d-iii)	Trusts	0	0	0	0	0	0	0
(d-iv)	Employees	36	147092	119492	0.1	0.1	0	0
(d-v)	Clearing Members	62	2243865	2243865	1.45	1.45	0	0
(d-vi)	Foreign Nationals	0	0	0	0	0	0	0
(d-vii)	Foreign Portfolio Investor (Individuals)	0	0	0	0	0	0	0
(d-viii)	Foreign Portfolio Investor (Corporate)	0	0	0	0	0	0	0
	Sub Total (B)(2)	24104	139769818	138863976	90.46	90.46	0	0
	Total Public Shareholding (B)=(B)(1)+(B)(2)	24105	139824396	138918554	90.49	90.49	0	0
	Total (A)+(B)	24108	154518600	153612758	100	100	0	0
(C)	Shares held by Custodians and against Depository Receipts have been issued							
1	Shareholding of Promoter and Promoter Group	0	0	0	0	0	0	0
2	Public Shareholding	0	0	0	0	0	0	0
	Grand Total (A)+(B)+(C)	24108	154518600	153612758	100	100	0	0

Muzek India Limited

(ii) Statement showing holding of securities (including shares, warrants, convertible securities) of persons belonging to the category "Promoter and Promoter Group"


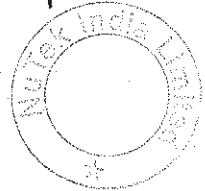
Sr No	Name of the Shareholders	Details of Shares held		Numbers/Share (%)			Details of Warrants			Details of convertible securities		Total Shares (including underlying shares assuming full conversion of Warrants and convertible securities) as a % of diluted share capital
		Number of Shares	As a % of grand Total (A+B+C)	Number	As a Percentage (A)/(B+C)	As a % of grand total (A)+(B)+(C) of sub-class (D)	Number of warrants held	As a % total number of warrants of the same class	Number of Convertible securities held	As a % total securities of the same class		
(i)	(ii)	(iii)	(iv)	(v)	(vi)	(vii)	(viii)	(ix)	(x)	(xi)	(xii)	
1	INDER SHANMA	1450380	9.41	0	0	0	0	0	0	0	9.41	
2	SAWATI SHANMA	113964	0.28	0	0	0	0	0	0	0	0.28	
3	PARVAT NAGAN SHANMA	31960	0.22	0	0	0	0	0	0	0	0.22	
	<b>Total:</b>	<b>1694984</b>	<b>9.91</b>	<b>0</b>	<b>0</b>	<b>0</b>	<b>0</b>	<b>0</b>	<b>0</b>	<b>0</b>	<b>9.91</b>	

(\*) The term "encumbrance" has the same meaning as assigned to it in regulation 2(83) of the SECI Regulations, 2011.

The image shows a handwritten signature in black ink over a circular blue stamp. The stamp contains the text "NITK India Limited" around the perimeter and "NITK" in the center.



(1) (C) (ii) Statement showing holding of securities (including shares, warrants, convertible securities) of persons belonging to the category "Public" and holding more than 1% of the total number of shares

Sr No	Name of the Shareholders	Number of Shares held	Shares as a percentage of total number of shares (i.e., Grand Total (A)+(B)+(C) indicated in Statement at para (1a) above)	Details of warrants		Details of convertible securities		Total shares (including underlying shares assuming full conversion of warrants and convertible securities) as a % of diluted share capital
				Number of warrants held	As a % total number of warrants of the same class	Number of convertible securities held	As a % total number of securities of the same class	
1	KEZHUVAATHATHU JOHN RAJAN	4851532	3.01	0	0	0	0	3.01
2	LALSINGLANA CHAKCHULAK	3888645	2.39	0	0	0	0	2.39
3	SUDHAKAR KRISHNA SAVANT	1888916	1.22	0	0	0	0	1.22
4	SHALISHBAI GHANSHYAMBAI SHAH	1823056	1.18	0	0	0	0	1.18
5	CHANNIKUL S	1099003	1.09	0	0	0	0	1.09
	<b>Total:</b>	<b>13740052</b>	<b>8.89</b>	<b>0</b>	<b>0</b>	<b>0</b>	<b>0</b>	<b>8.89</b>

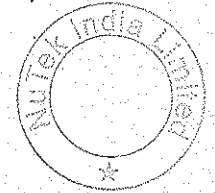

(j)(C)(ii) Statement showing holding of securities (including shares, warrants, convertible securities) of persons (together with PAC) belonging to the category "Public" and holding more than 5% of the total number of shares of the company

Sr No	Name(s) of the Shareholder(s) and Persons Acting in Concert (PAC) with them	Number of Shares held	Shares as a percentage of total number of shares (i.e., Grand Total (A)+(B)+(C) indicated in Statement at para (j)(a) above)	Details of warrants		Details of convertible securities		Total shares (including underlying shares assuming full conversion of warrants and convertible securities) as a % of diluted share capital
				Number of warrants held	As a % total number of warrants of the same class	Number of Convertible securities held	As a % total number of securities of the same class	
	Total:	0	0	0	0	0	0	0

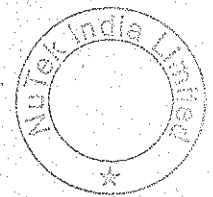

(i)( d ) Statement showing details of locked-in shares

Sr No	Name of the Shareholders	Number of Shares	Shares as a percentage of total number of shares (i.e., Grand Total (A)+(B)+( C ) indicated in Statement at para (i)(a) above)	Promoter / Promoter Group / Public
Total:		0	0	




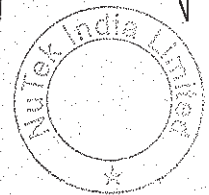
(II)( a ) Statement showing details of Depository Receipts (DRs)

Sr No	Type of outstanding DR (ADRs, GDRs, SDRs, etc.)	Number of outstanding DRs	Number of Shares underlying outstanding DRs	Shares underlying outstanding DRs as a percentage of total number of shares (i.e., Grand Total (A)+(B)+( C ) indicated in Statement at para (I)(a) above)
		0	0	0



**(II)( b ) Statement showing holding of Depository Receipts (DRs), where underlying shares held by 'promoter/promoter group' are in excess of 1% of the total number of shares**

Sr No	Name of the DR Holder	Type of outstanding DR (ADRs, GDRs, SDRs, etc.)	Number of Shares underlying outstanding DRs	Shares underlying outstanding DRs as a percentage of total number of shares(i.e., Grand Total (A)+(B)+( C ) indicated in Statement at para (I)(a) above)
	Total:		0	0



(II) (a) Statement showing the voting pattern of shareholders if more than one class of shares/securities is issued by the issuer. Give description of voting rights for each class of security  
 Class X: Equity  
 Class Y: Not Applicable  
 Class Z: Not Applicable

Category code	Category of Shareholder	Number of Voting Rights held in each class of securities				Total Voting Rights (III+IV+V) (VI)	Total Voting Rights i.e. (VI)	
		Class X (III)	Class Y (IV)	Class Z (V)	As a percentage of (A+B) (VII)		As a percentage of (A+B+C) (VIII)	
(A)	Shareholding of Promoter and Promoter Group							
	1 Indian							
(a)	Individuals/Hindu Undivided Family	14694204	0	0	14694204	9.51	9.51	
(b)	Central Government/State Government(s)	0	0	0	0	0	0	
(c)	Bodies Corporate	0	0	0	0	0	0	
(d)	Financial Institutions/Banks	0	0	0	0	0	0	
(e)	Any Others(Specify)	0	0	0	0	0	0	
(e-i)	Mutual Funds	0	0	0	0	0	0	
(e-ii)	Trusts	0	0	0	0	0	0	
	Sub Total (A)(1)	14694204	0	0	14694204	9.51	9.51	
	2 Foreign							
(a)	Individuals (Non Resident Indians/Foreign Individuals)	0	0	0	0	0	0	
(b)	Bodies Corporate	0	0	0	0	0	0	
(c)	Institutions	0	0	0	0	0	0	
(d)	Qualified Foreign Investor	0	0	0	0	0	0	
(e)	Any Others(Specify)	0	0	0	0	0	0	
(e-i)	Overseas Corporate Bodies	0	0	0	0	0	0	
(e-ii)		0	0	0	0	0	0	
	Sub Total (A)(2)	0	0	0	0	0	0	
	Total Shareholding of Promoter and Promoter Group (A)=(A)(1)+(A)(2)	14694204	0	0	14694204	9.51	9.51	
(B)	Public Shareholding							
	1 Institutions							
(a)	Mutual Funds/UTI	0	0	0	0	0	0	
(b)	Financial Institutions/Banks	0	0	0	0	0	0	
(c)	Central Government/State Government(s)	0	0	0	0	0	0	
(d)	Venture Capital Funds	0	0	0	0	0	0	
(e)	Insurance Companies	0	0	0	0	0	0	
(f)	Foreign Institutional Investors	54578	0	0	54578	0.04	0.04	
(g)	Foreign Venture Capital Investors	0	0	0	0	0	0	
(h)	Qualified Foreign Investor	0	0	0	0	0	0	
(i)	Any Others(Specify)	0	0	0	0	0	0	
(i-i)	Foreign Companies	0	0	0	0	0	0	
(i-ii)		0	0	0	0	0	0	
	Sub Total (B)(1)	54578	0	0	54578	0.04	0.04	
B2	Non-Institutions							
(a)	Bodies Corporate	8931272	0	0	8931272	5.78	5.78	
(b)	Individuals							
(i)	Individual shareholders holding nominal share capital upto Rs.1 lakh	39293869	0	0	39293869	25.43	25.43	
(ii)	Individual shareholders holding nominal share capital in excess of Rs.1 lakh	78670709	0	0	78670709	50.91	50.91	
(c)	Qualified Foreign Investor	0	0	0	0	0	0	
(d)	Any Others(Specify)							
(d-i)	Non Resident Indians	10483011	0	0	10483011	6.78	6.78	
(d-ii)	Overseas Corporate Bodies	0	0	0	0	0	0	
(d-iii)	Trusts	0	0	0	0	0	0	
(d-iv)	Employees	147092	0	0	147092	0.1	0.1	
(d-v)	Clearing Members	2243865	0	0	2243865	1.45	1.45	
(d-vi)	Foreign Nationals	0	0	0	0	0	0	
(d-vii)	Foreign Portfolio Investor (Individuals)	0	0	0	0	0	0	
(d-viii)	Foreign Portfolio Investor (Corporate)	0	0	0	0	0	0	
	Sub Total (B)(2)	139769818	0	0	139769818	90.46	90.46	
	Total Public Shareholding (B)=(B)(1)+(B)(2)	139824396	0	0	139824396	90.49	90.49	
	Total (A)+(B)	154518600	0	0	154518600	100	100	
(C)	Shares held by Custodians and against Depository Receipts have been issued							
	1 Shareholding of Promoter and Promoter Group	0	0	0	0	0	0	
	2 Public Shareholding	0	0	0	0	0	0	
	Grand Total (A)+(B)+(C)	154518600	0	0	154518600	100	100	

*Praveen*

