

K.P.R. MILL LIMITED

Corporate Office : 1st Floor Srivari Shrimat, 1045, Avinashi Road, Coimbatore - 641018. India ☎ : 0422-2207777 Fax : 0422-2207778

20th May, 2016

The Listing Department,
Bombay Stock Exchange Ltd.
1st Floor, Rotunda Buildings,
Phiroze Jeejeebhoy Towers,
Mumbai – 400 001.

The Listing Department,
National Stock Exchange of India Ltd.,
Exchange Plaza, Plot: C/1, G Block,
Bandra-Kurla Complex, Bandra (E),
Mumbai – 400 051.

Dear Sir,

Scrip code: 532889/ KPR MILL

Sub: Audited Financial Results for the year ended 31.03.2016

Ref: Our earlier submission of financial results vide acknowledgement

number BSE: 28042016290634 / NSE: 19902

Further to our submission of Annual results as above for FY 2015-16 and as advised by you, the Form 'A' duly signed by the respective persons indicated therein, is sent as enclosure.

Kindly take the above on record.

Thanking you.

Yours faithfully
For K.P.R. Mill Limited


P.Kandaswamy
Company Secretary

Encl: As above

PK





K.P.R. MILL LIMITED

Corporate Office : 1st Floor Srivari Shrimat, 1045, Avinashi Road, Coimbatore - 641018. India ☎ : 0422-2207777 Fax : 0422-2207778

FORM A

(For Audit Report with unmodified opinion)

[Pursuant to Regulation 33 of SEBI (Listing Obligations and Disclosure Requirements) Regulations, 2015]

1.	Name of the Company	:	K.P.R Mill Limited
2.	Annual standalone financial statements for the year ended	:	31 st March 2016 (Standalone)
3.	Type of Audit observation	:	Unmodified
4.	Frequency of observation	:	Not applicable
5.	To be signed by- CEO/ Managing Director	:	 P Nataraj Managing Director Coimbatore
	Audit Committee Chairman	:	 G. P. Muniappan Director Coimbatore
	CFO	:	 PL. Murugappan Chief Financial Officer Coimbatore
	Auditor of the company	:	For M/s. Deloitte Haskins & Sells Chartered Accountants (Firm's Registration No: 008072S)  C. R. Rajagopal (Partner) (Membership no: 23418) Coimbatore





K.P.R. MILL LIMITED

Corporate Office : 1st Floor Srivari Shrimat, 1045, Avinashi Road, Coimbatore - 641018. India ☎ : 0422-2207777 Fax : 0422-2207778

FORM A

(For Audit Report with unmodified opinion)

[Pursuant to Regulation 33 of SEBI (Listing Obligations and Disclosure Requirements) Regulations, 2015]

1.	Name of the Company	:	K.P.R Mill Limited
2.	Annual standalone financial statements for the year ended	:	31 st March 2016 (Consolidated)
3.	Type of Audit observation	:	Unmodified
4.	Frequency of observation	:	Not applicable
5.	To be signed by- CEO/ Managing Director	:	 P. Nataraj Managing Director Coimbatore
	Audit Committee Chairman	:	 G. P. Muniappan Director Coimbatore
	CFO	:	 PL. Murugappan Chief Financial Officer Coimbatore
	Auditor of the company	:	For M/s. Deloitte Haskins & Sells Chartered Accountants (Firm's Registration No: 008072S)  C. R. Rajagopal (Partner) (Membership no: 23418) Coimbatore



K.P.R. MILL LIMITED

CIN : L17111TZ2003PLC010518

Registered Office : No.9 Gokul Buildings, I Floor, A.K.S.Nagar, Thadagam Road, Coimbatore - 641 001.

Email : corporate@kprmill.com Web : www.kprmillimited.com Phone : 0422-2478090 Fax : 0422-2478050

STATEMENT OF AUDITED FINANCIAL RESULTS (STANDALONE) FOR THE QUARTER / YEAR ENDED 31ST MARCH 2016

(₹ in Lakhs)

Sl.No	Particulars	Quarter Ended			Year Ended	
		31.03.2016 (Audited)	31.12.2015 (Unaudited)	31.03.2015 (Audited)	31.03.2016 (Audited)	31.03.2015 (Audited)
1	Income from operations					
	(a) Net Sales/Income from operations	53,625	45,282	51,991	1,91,919	2,03,555
	(b) Other Operating Income	1,337	812	983	4,208	4,493
	Total Income from operations (Net)	54,962	46,094	52,974	1,96,127	2,08,048
2	Expenses					
	(a) Cost of Materials Consumed	32,507	29,013	30,051	1,19,723	1,35,859
	(b) Purchase of Stock-in-trade	-	-	-	-	-
	(c) Changes in inventories of Finished Goods, Work-in-Progress and Stock-in-trade	1,966	(1,090)	4,023	(601)	2,151
	(d) Employee Benefits Expense	3,931	3,745	3,369	14,942	12,853
	(e) Depreciation and Amortisation Expense	3,040	3,147	2,984	12,384	12,587
	(f) Other Expenses	9,059	6,109	6,736	26,462	21,531
	Total Expenses	50,503	40,924	47,163	1,72,910	1,84,981
3	Profit from Operations before Other Income, Finance Costs and Exceptional Items (1-2)	4,459	5,170	5,811	23,217	23,067
4	Other Income	1,664	574	601	3,361	2,189
5	Profit from Ordinary Activities before Finance Costs and Exceptional Items (3+4)	6,123	5,744	6,412	26,578	25,256
6	Finance Costs	1,006	984	1,727	4,442	6,450
7	Profit from Ordinary Activities after Finance Costs but before Exceptional Items (5-6)	5,117	4,760	4,685	22,136	18,806
8	Exceptional Items	-	-	-	-	-
9	Profit from Ordinary activities before tax (7+8)	5,117	4,760	4,685	22,136	18,806
10	Tax Expense	1,154	1,686	145	6,582	4,208
11	Net Profit from Ordinary Activities after tax (9-10)	3,963	3,074	4,540	15,554	14,598
12	Extra-ordinary Items (net of Tax expenses)	-	-	-	-	-
13	Net Profit for the period/year (11-12)	3,963	3,074	4,540	15,554	14,598
14	Paid-up Equity Share Capital (Face Value of ₹10 each)	3,768	3,768	3,768	3,768	3,768
15	Reserves excluding Revaluation Reserves	-	-	-	93,722	82,572
16	Earning Per Share of ₹ 10/- each (No Extraordinary Items) Basic and Diluted (in ₹) (Not Annualised for the Quarters)	10.33	8.16	11.71	41.08	38.40



STATEMENT OF ASSETS AND LIABILITIES

(₹ in Lakhs)

Sl.No	Particulars	As at	
		31.03.2016 (Audited)	31.03.2015 (Audited)
A	EQUITY AND LIABILITIES		
1	Shareholders' Funds		
	(a) Share Capital	3,768	5,268
	(b) Reserves and Surplus	93,722	82,572
		97,490	87,840
2	Non-Current Liabilities		
	(a) Long-Term Borrowings	11,746	21,507
	(b) Deferred Tax Liabilities (Net)	5,867	6,004
		17,613	27,511
3	Current Liabilities		
	(a) Short-Term Borrowings	40,646	34,518
	(b) Trade Payables	8,457	8,358
	(c) Other Current Liabilities	8,102	11,456
	(d) Short-Term Provisions	677	3,457
		57,882	57,789
		1,72,985	1,73,140
B	ASSETS		
1	Non-Current Assets		
	(a) Fixed Assets	89,784	92,444
	(b) Non-Current Investments	7,806	7,988
	(c) Long-Term Loans and Advances	8,905	8,458
	(d) Other Non-Current Assets	53	58
		1,06,548	1,08,948
2	Current Assets		
	(a) Inventories	26,632	28,434
	(b) Trade Receivables	26,522	22,350
	(c) Cash and Cash Equivalents	1,858	1,930
	(d) Short-Term Loans and Advances	8,884	8,479
	(e) Other Current Assets	2,541	2,999
		66,437	64,192
		1,72,985	1,73,140

- The above Audited Financial Results have been reviewed by the Audit Committee on April 20, 2016 and taken on record and approved by the Board of Directors at its meeting held on 28.04.2016.
- The Company has only one business segment in operation (i.e) Textile business. Hence, segment wise reporting is not applicable.
- The Board has recommended a Final Dividend of 10% (₹ 1/- per share of the face value of ₹ 10/- each) for the year 2015-16 subject to the approval of the Shareholders in Annual General Meeting. Taking into account the Interim Dividend of 90% (₹ 9/- per share) paid in February & March 2016, the Total Dividend for 2015-16 aggregates to 100% (₹ 10/- per share).
- The figures for the quarter ended March 31, 2016 and March 31, 2015 are the balancing figures between the audited figures in respect of the full financial year and the published year-to-date figures upto the third quarter of the respective financial years.
- Figures have been regrouped / recasted wherever necessary to make them comparable.

 Coimbatore
28.04.2016


For K.P.R.MILL LIMITED

P. Nataraj
Managing Director
DIN : 00229137





K.P.R. MILL LIMITED


CIN : L17111TZ2003PLC010518

Registered Office : No.9 Gokul Buildings, I Floor, A.K.S.Nagar, Thadagam Road, Coimbatore - 641 001.

Email : corporate@kprmill.com Web : www.kprmilllimited.com Phone : 0422-2478090 Fax : 0422-2478050

STATEMENT OF AUDITED FINANCIAL RESULTS (CONSOLIDATED) FOR THE QUARTER / YEAR ENDED 31ST MARCH 2016 (₹ in Lakhs)

Sl.No	Particulars	Quarter Ended			Year Ended	
		31.03.2016 (Audited)	31.12.2015 (Unaudited)	31.03.2015 (Audited)	31.03.2016 (Audited)	31.03.2015 (Audited)
1	Income from operations	69,339	61,951	65,525	2,50,040	2,48,845
	(a) Net Sales/Income from operations (Net of Excise Duty)	2,660	2,049	2,145	9,069	7,730
	(b) Other Operating Income					
	Total Income from operations (Net)	71,999	64,000	67,670	2,59,109	2,56,575
2	Expenses					
	(a) Cost of Materials Consumed	42,638	37,262	45,679	1,44,938	1,59,460
	(b) Purchase of Stock-in-trade	7,058	2,691	2,369	14,820	10,268
	(c) Changes in inventories of Finished Goods, Work-in-Progress and Stock-in-trade	(5,550)	(571)	(4,308)	(1,362)	(1,272)
	(d) Employee Benefits Expense	5,655	5,511	4,678	21,767	18,267
	(e) Depreciation and Amortisation Expense	3,732	3,860	3,690	15,205	15,402
	(f) Other Expenses	11,167	7,531	8,602	31,989	26,122
	Total Expenses	64,700	56,284	60,710	2,27,357	2,28,247
3	Profit from Operations before Other Income, Finance Costs and Exceptional Items (1-2)	7,299	7,716	6,960	31,752	28,328
4	Other Income	676	526	633	2,295	2,404
5	Profit from Ordinary Activities before Finance Costs and Exceptional Items (3+4)	7,975	8,242	7,593	34,047	30,732
6	Finance Costs	1,284	1,186	2,133	5,729	8,394
7	Profit from Ordinary Activities after Finance Costs but before Exceptional Items (5-6)	6,691	7,056	5,460	28,318	22,338
8	Exceptional Items	-	-	-	-	-
9	Profit from Ordinary activities before tax (7+8)	6,691	7,056	5,460	28,318	22,338
10	Tax Expense	1,244	1,758	451	7,307	4,981
11	Net Profit from Ordinary Activities after tax (9-10)	5,447	5,298	5,009	21,011	17,357
12	Extra-ordinary Items (net of Tax expenses)	-	-	-	-	-
13	Net Profit for the period/year (11-12)	5,447	5,298	5,009	21,011	17,357
14	Share of Profit / (Loss) of Associates	-	-	-	-	-
15	Minority Interest	-	-	-	-	-
16	Net Profit after Taxes, Minority Interest and Share of Profit of Associates (13+14+15)	5,447	5,298	5,009	21,011	17,357
17	Paid-up Equity Share Capital (Face Value of ₹10 each)	3,768	3,768	3,768	3,768	3,768
18	Reserves excluding Revaluation Reserves	-	-	-	1,05,651	89,253
19	Earning Per Share of ₹ 10/- each (No Extraordinary Items) Basic and Diluted (in ₹) (Not Annualised for the Quarters)	14.26	14.06	12.96	55.57	45.73



CONSOLIDATED STATEMENT OF ASSETS AND LIABILITIES

(₹ in Lakhs)

Sl.No	Particulars	As at	
		31.03.2016	31.03.2015
		(Audited)	(Audited)
A	EQUITY AND LIABILITIES		
1	Shareholders' Funds		
	(a) Share Capital	3,768	5,268
	(b) Reserves and Surplus	1,05,651	89,253
		1,09,419	94,521
2	Non-Current Liabilities		
	(a) Long-Term Borrowings	21,006	31,289
	(b) Deferred Tax Liabilities (Net)	5,875	6,004
	(c) Other Long - Term Liabilities	5,383	5,467
		32,264	42,760
3	Current Liabilities		
	(a) Short-Term Borrowings	60,468	41,292
	(b) Trade Payables	25,459	28,056
	(c) Other Current Liabilities	10,071	12,802
	(d) Short-Term Provisions	1,921	3,743
		97,919	85,893
		2,39,602	2,23,174
B	ASSETS		
1	Non-Current Assets		
	(a) Fixed Assets	1,19,097	1,20,803
	(b) Goodwill on Consolidation	70	70
	(c) Non Current Investments	165	347
	(d) Long-Term Loans and Advances	11,920	5,783
	(e) Other Non-Current Assets	53	58
		1,31,305	1,27,061
2	Current Assets		
	(a) Current Investments	-	5,800
	(b) Inventories	50,570	51,643
	(c) Trade Receivables	42,498	28,178
	(d) Cash and Cash Equivalents	4,570	4,038
	(e) Short-Term Loans and Advances	7,477	2,443
	(f) Other Current Assets	3,182	4,011
		1,08,297	96,113
		2,39,602	2,23,174

AUDITED SEGMENT REPORTING FOR THE QUARTER / YEAR ENDED 31ST MARCH 2016

(₹ in Lakhs)

Sl.No	Particulars	Quarter Ended/As at			Year Ended/As at	
		31.03.2016	31.12.2015	31.03.2015	31.03.2016	31.03.2015
		(Audited)	(Unaudited)	(Audited)	(Audited)	(Audited)
1	SEGMENT REVENUE (Net Sales / Income from each segment, Net of Excise Duty)					
	a) Textile	63,517	50,744	55,323	2,17,411	2,10,607
	b) Sugar	2,742	8,702	7,683	21,470	28,407
	c) Others	3,080	2,505	2,519	11,686	10,278
	Total	69,339	61,951	65,525	2,50,567	2,49,292
	Less: Inter Segment Revenue	-	-	-	527	447
	Net Sales / Income from Operation	69,339	61,951	65,525	2,50,040	2,48,845
2	SEGMENT RESULTS (Profit Before Tax and Finance Costs from each segment)					
	a) Textile	6,754	7,447	6,747	30,644	27,091
	b) Sugar	539	37	53	641	695
	c) Others	6	232	160	467	542
	Total	7,299	7,716	6,960	31,752	28,328
	Less: Finance Costs	1,284	1,186	2,133	5,729	8,394
		6,015	6,530	4,827	26,023	19,934
	Add: Other Income	676	526	633	2,295	2,404
	Total Profit Before Tax	6,691	7,056	5,460	28,318	22,338
3	CAPITAL EMPLOYED (Segment Assets -Segment Liabilities)					
	a) Textile	1,08,162	1,07,808	93,543	1,08,162	93,543
	b) Sugar	8,148	7,613	7,880	8,148	7,880
	c) Others	665	721	654	665	654
	Unallocated Assets / Liabilities	(7,556)	(7,556)	(7,556)	(7,556)	(7,556)
	Total	1,09,419	1,08,586	94,521	1,09,419	94,521




- 1 The above Audited Financial Results have been reviewed by the Audit Committee on April 20, 2016 and taken on record and approved by the Board of Directors at its meeting held on 28.04.2016.
- 2 The Company has classified the operations primarily into three segments viz., Textile, Sugar and Others.
- 3 The Board has recommended a Final Dividend of 10% (₹ 1/- per share of the face value of ₹ 10/- each) for the year 2015-16 subject to the approval of the Shareholders in Annual General Meeting. Taking into account the Interim Dividend of 90% (₹ 9/- per share) paid in February & March 2016, the Total Dividend for 2015-16 aggregates to 100% (₹ 10/- per share).
- 4 The figures for the quarter ended March 31, 2016 and March 31, 2015 are the balancing figures between the audited figures in respect of the full financial year and the published year-to-date figures upto the third quarter of the respective financial years.
- 5 Figures have been regrouped / recasted wherever necessary to make them comparable.

Coimbatore
28.04.2016

For K.P.R.MILL LIMITED


P. Nataraj
Managing Director
DIN : 00229137



**INDEPENDENT AUDITOR'S REPORT
TO THE BOARD OF DIRECTORS
K.P.R MILL LIMITED**

1. We have audited the accompanying Statement of Audited Financial Results (Standalone) of **K.P.R. MILL LIMITED** ("the Company") for the year ended 31st March 2016 ("the Statement"), being submitted by the Company pursuant to the requirement of Regulation 33 of the SEBI (Listing Obligations and Disclosure Requirements) Regulations, 2015. This Statement, which is the responsibility of the Company's Management and approved by the Board of Directors, has been prepared on the basis of the related financial statements which is in accordance with the Accounting Standards prescribed under Section 133 of the Companies Act, 2013, as applicable and other accounting principles generally accepted in India. Our responsibility is to express an opinion on the Statement.
2. We conducted our audit in accordance with the Standards on Auditing issued by the Institute of Chartered Accountants of India. Those Standards require that we comply with ethical requirements and plan and perform the audit to obtain reasonable assurance about whether the Statement is free from material misstatement.

An audit involves performing procedures to obtain audit evidence about the amounts and the disclosures in the Statement. The procedures selected depend on the auditor's judgment, including the assessment of the risks of material misstatement of the Statement, whether due to fraud or error. In making those risk assessments, the auditor considers internal control relevant to the Company's preparation and fair presentation of the Statement in order to design audit procedures that are appropriate in the circumstances, but not for the purpose of expressing an opinion on the effectiveness of the Company's internal control. An audit also includes evaluating the appropriateness of the accounting policies used and the reasonableness of the accounting estimates made by the Management, as well as evaluating the overall presentation of the Statement.

We believe that the audit evidence we have obtained is sufficient and appropriate to provide a basis for our audit opinion.

3. In our opinion and to the best of our information and according to the explanations given to us, the Statement:
 - (i) is presented in accordance with the requirements of Regulation 33 of the SEBI (Listing Obligations and Disclosure Requirements) Regulations, 2015; and
 - (ii) gives a true and fair view in conformity with the aforesaid Accounting Standards and other accounting principles generally accepted in India of the net profit and other financial information of the Company for the year ended 31.03.2016.



Deloitte Haskins & Sells

4. The Statement includes the results for the Quarter ended 31.03.2016 being the balancing figure between audited figures in respect of the full financial year and the published year to date figures up to the third quarter of the current financial year which were subject to limited review by us.



Place: Coimbatore
Date: 28 April 2016

For Deloitte Haskins & Sells
Chartered Accountants
(Firm's Registration No.008072S)

A handwritten signature in black ink, appearing to read "C.R. Rajagopal".

C.R. Rajagopal
Partner
(Membership No.23418)

**INDEPENDENT AUDITOR'S REPORT
TO THE BOARD OF DIRECTORS
K.P.R MILL LIMITED**

1. We have audited the accompanying Statement of Audited Financial Results (Consolidated) of **K.P.R. MILL LIMITED** ("the Company") and its subsidiaries (the Holding Company and its subsidiaries together referred to as "the Group") for the year ended 31st March 2016 ("the Statement"), being submitted by the Holding Company pursuant to the requirement of Regulation 33 of the SEBI (Listing Obligations and Disclosure Requirements) Regulations, 2015. This Statement, which is the responsibility of the Holding Company's Management and approved by the Board of Directors, has been prepared on the basis of the related consolidated financial statements which is in accordance with the Accounting Standards prescribed under Section 133 of the Companies Act, 2013, as applicable, and other accounting principles generally accepted in India. Our responsibility is to express an opinion on the Statement.
2. We conducted our audit in accordance with the Standards on Auditing issued by the Institute of Chartered Accountants of India. Those Standards require that we comply with ethical requirements and plan and perform the audit to obtain reasonable assurance about whether the Statement is free from material misstatement.

An audit involves performing procedures to obtain audit evidence about the amounts and the disclosures in the Statement. The procedures selected depend on the auditor's judgment, including the assessment of the risks of material misstatement of the Statement, whether due to fraud or error. In making those risk assessments, the auditor considers internal control relevant to the Holding Company's preparation and fair presentation of the Statement in order to design audit procedures that are appropriate in the circumstances, but not for the purpose of expressing an opinion on the effectiveness of the Holding Company's internal control. An audit also includes evaluating the appropriateness of the accounting policies used and the reasonableness of the accounting estimates made by the Management, as well as evaluating the overall presentation of the Statement.

We believe that the audit evidence we have obtained is sufficient and appropriate to provide a basis for our audit opinion.

3. We did not audit the financial statements of three subsidiaries, included in the consolidated financial results, whose financial statements reflect total assets of Rs.80, 486 lakhs as at 31.03.2016, total revenues of Rs.70,041 lakhs for the year ended 31.03.2016, and total profit after tax of Rs.5,212 lakhs for the year ended 31.03.2016, as considered in the consolidated financial results. These financial statements have been audited by other auditors whose reports have been furnished to



Deloitte Haskins & Sells

us by the Management and our opinion on the Statement, in so far as it relates to the amounts and disclosures included in respect of these subsidiaries is based solely on the reports of the other auditors.

4. In our opinion and to the best of our information and according to the explanations given to us, and based on the consideration of the reports of the other auditors referred to in paragraph 3 above, the Statement:
- (i) Includes the results of the following entities:
 - a. Quantum Knits Private Limited
 - b. Jahnvi Motor Private Limited
 - c. Galaxy Knits Limited
 - d. K.P.R Sugar Mill Limited
 - (ii) is presented in accordance with the requirements of SEBI (Listing Obligations and Disclosure Requirements) Regulations, 2015; and
 - (iii) gives a true and fair view in conformity with the aforesaid Accounting Standards and other accounting principles generally accepted in India of the consolidated net profit and other financial information of the Group for the year ended 31.03.2016.
5. The Statement includes the results for the Quarter ended 31.03.2016 being the balancing figure between audited figures in respect of the full financial year and the published year to date figures up to the third quarter of the current financial year which were subject to limited review by us.



Place: Coimbatore
Date: 28 April 2016

For Deloitte Haskins & Sells
Chartered Accountants
(Firm's Registration No.008072S)

A handwritten signature in black ink, appearing to read "Rajagopal".

C.R. Rajagopal
Partner
(Membership No.23418)

KEY HIGHLIGHTS OF FY 2015-16 RESULTS

- ❖ **Revenue at ₹ 2,591.09 Crore**
- ❖ **PBT up 26.8% Year on Year to ₹ 283.18 Crore**
- ❖ **PAT up 21.1% Year on Year to ₹ 210.11 Crore**
- ❖ **Cash Profit up 10.6% Year on Year to ₹ 362.16 Crore**
- ❖ **Garment sales up 18.8% Year on Year to 45.5 Mn Garments**
- ❖ **Export up 12.7% Year on Year to ₹ 907.09 Crore**
- ❖ Reached 100% utilization in new 12 Mn Garment facility
- ❖ Progress in New 36 Mn Green Field Garment facility is as per plan
- ❖ Conversion of conventional yarn into value added Compact yarn completed

DISCLAIMER:

The information in this release has been included in good faith and is for general purposes only. It should not be relied upon for any specific purpose and no representation or warranty is given as regards to its accuracy or completeness. No information in this release shall constitute an invitation to invest in K.P.R.Mill Ltd. or any of its affiliates. Neither K.P.R.Mill Ltd., nor their or their affiliates' officers, employees or agents shall be liable for any loss, damage or expense arising out of any action taken on the basis of this release, including, without limitation, any loss of profit, indirect, incidental or consequential loss.

