

25<sup>th</sup> May 2015.

**National Stock Exchange of India Limited (NSE),**  
Exchange Plaza, Bandra Kurla Complex,  
Bandra (East),  
Mumbai-400051.

**BSE Limited (BSE),**  
P.J.Towers,  
Dalal Street,  
Mumbai-400001.

Dear Sirs,

**Sub.: Shareholding Pattern as on 15<sup>th</sup> May 2015.**

**Ref.: Clause 35(c) of the Listing Agreement.**

The Securities Issue Committee of the Board of Directors of the Company has, at its meeting held on 15<sup>th</sup> May 2015, approved allotment of equity shares of the Company as under:

1. **1,07,04,934 (One Crore Seven Lacs Four Thousand Nine Hundred Thirty Four)** equity shares of Rs.2/- (Rupees Two Only) each bearing distinctive numbers from 4112964804 to 4123669737 on conversion of 2,748 (Two Thousand Seven Hundred Forty Eight) USD 546,916,000 Step-up Convertible Bonds due July 2019 worth USD 2,748,000 at a conversion price of Rs.15.46 (Rupees Fifteen and Paise Forty Six Only) per equity share with a fixed rate of exchange on conversion of Rs.60.225 to USD 1.00 in terms of the Information Memorandum dated 17<sup>th</sup> June 2014, pursuant to the conversion notices received from certain bondholders of the USD 546,916,000 Step-up Convertible Bonds due July 2019. The Company has received listing approval for these shares from NSE and BSE on 19<sup>th</sup> May 2015 and 20<sup>th</sup> May 2015 respectively and trading approval from both NSE and BSE w.e.f. 22<sup>nd</sup> May 2015.
2. **100,00,00,000 (One Hundred Crores)** equity shares of Rs.2/- (Rupees Two Only) each of the Company bearing distinctive numbers from 4123669738 to 5123669737 at an issue price of Rs.18/- (Rupees Eighteen Only) per equity share on preferential basis under Chapter VII of the ICDR Regulations to the Investor Group (the "Allottees") in terms of the approval granted by the shareholders of the Company by way of postal ballot conducted vide postal ballot notice dated 13<sup>th</sup> February 2015, the results of which were declared on 19<sup>th</sup> March 2015 and approval of the Competition Commission of India dated 1<sup>st</sup> May 2015. The Company has received listing approval for these shares from NSE and BSE on 20<sup>th</sup> May 2015 and is awaiting trading permission.

In the context, enclosed please find the Shareholding Pattern as on 15<sup>th</sup> May 2015 under Clause 35(c) of the Listing Agreement which is required to be filed within 10 days from the date of allotment.

Hope you would find the same in order.

Thanking you,

**For Suzlon Energy Limited**

*H.A. Kanuga*  
**Hemal A. Kanuga,**  
**Company Secretary.**  
**M.No.F4126.**



Encl.: As above.

<b>(1)(a) STATEMENT SHOWING SHAREHOLDING PATTERN IN CLAUSE-35</b>			
<b>NAME OF THE COMPANY: SUZLON ENERGY LIMITED</b>			
<b>SCRIP CODE:</b>	<b>532667 (BSE)</b>	<b>Name of the Scrip: SUZLON (NSE)</b>	
<b>Class of Security:</b>	<b>Equity Shares of Rs.2 each</b>		
<b>As on:</b>	<b>15-05-2015</b>		<b>(POST ISSUE - PREF ALLOT)</b>
Partly paid-up shares	No. of partly paid-up shares	As a % of total no. of partly paid-up shares	As a % of total no. of shares of the Company.
Held by promoter/promoter group	0	0	0
Held by Public	0	0	0
<b>Total:</b>	<b>0</b>	<b>0</b>	<b>0</b>
Outstanding-convertible securities: (See note below)	No. of outstanding securities	As a % of total no. of outstanding convertible securities.	As a % of total no. of shares of the Company assuming full conversion of the convertible securities
Held by promoter/promoter group	0	0	0
Held by Public	0	0	0
<b>Total:</b>	<b>0</b>	<b>0</b>	<b>0</b>
Warrants:	No. of warrants	As a % of total no. of warrants	As a % of total no. of shares of the Company, assuming full conversion of warrants
Held by promoter/promoter group	0	0	0
Held by Public	0	0	0
<b>Total:</b>	<b>0</b>	<b>0</b>	<b>0</b>
<b>Total paid-up capital of the Company, assuming full conversion of warrants and convertible securities</b>	<b>4823669737</b>	<b>0</b>	<b>0</b>

**Note:**

Following are Outstanding Balances of Foreign Currency Convertible Bonds (FCCBs) under various tranches as on 15-05-2015

<b>Tranche</b>	<b>Outstanding Amount (USD)</b>
USD 546,916,000 Step-up Convertible Bonds due 2019	29,93,54,000
USD 175,000,000 5% Convertible Bonds Due 2016	2,88,00,000

**Note:**

- (1) The Company has allotted 10,704,934 equity shares pursuant to conversion of FCCBs ("New Shares-I") and 1000,000,000 equity shares on preferential basis ("New Shares-II") in Dematerialised form on May 15, 2015
- (2) This shareholding pattern has been prepared based on latest available beneficiary position (prior to allotment) as on May 8, 2015
- (3) For the purpose of arriving at post issue shareholding pattern, the New Shares-I have been manually added in column IV and V of category B(1)(f) at Point 1(a) - "Statement showing shareholding pattern in Clause 35" prepared based on latest BENPOSE and the New Shares-II have been manually added in Column IV and V of category B(2)(a) and B(2)(b).
- (3) The Company is in process of getting the New Shares credited to respective beneficiary accounts however since Clause 35(c) requires submission of Shareholding Pattern within 10 days of any change, this shareholding pattern is prepared based on details as per latest BENPOS available prior to allotment and the New Shares allotted have been manually added as aforesaid.




Name of the Company : SUZLON ENERGY LIMITED

Symbol: SUZLON EQ / Scrip Code: 532667

As on: 15-05-2015


## (I)(a) STATEMENT SHOWING SHAREHOLDING PATTERN

Category code	Category of shareholder	Number of shareholders	Total number of shares (Rs. 2 each)	Number of shares held in dematerialised form (Rs. 2 each)	Total shareholding as a percentage (%) of total number of shares		Shares pledged or otherwise encumbered	
					As a % of (A+B)	As a % of (A+B+C)	Number of shares (Rs. 2 each)	As a %
(I)	(II)	(III)	(IV)	(V)	(VI)	(VII)	(VIII)	(IX)=(VIII)/(IV) *100
<b>(A)</b>	<b>PROMOTER AND PROMOTER GROUP</b>							
<b>(1)</b>	<b>INDIAN</b>							
(a)	Individuals / Hindu Undivided Family	18	598384000	598384000	12.43	12.41	598285964	99.98
(b)	Central Government / State Government(s)	0	0	0	0.00	0.00	0	0.00
(c)	Bodies Corporate	5	454400456	454400456	9.44	9.42	439360661	96.69
(d)	Financial Institutions / Banks	0	0	0	0.00	0.00	0	0.00
(e)	Any Other (Specify)	0	0	0	0.00	0.00	0	0.00
	<b>Sub-Total A(1) :</b>	<b>23</b>	<b>1052784456</b>	<b>1052784456</b>	<b>21.86</b>	<b>21.83</b>	<b>1037646625</b>	<b>98.56</b>
<b>(2)</b>	<b>FOREIGN</b>							
(a)	Individuals (Non-Resident Individuals / Foreign Individuals)	0	0	0	0.00	0.00	0	0.00
(b)	Bodies Corporate	0	0	0	0.00	0.00	0	0.00
(c)	Institutions	0	0	0	0.00	0.00	0	0.00
(d)	Qualified Foreign Investor	0	0	0	0.00	0.00	0	0.00
(e)	Any Other (Specify)	0	0	0	0.00	0.00	0	0.00
	<b>Sub-Total A(2) :</b>	<b>0</b>	<b>0</b>	<b>0</b>	<b>0.00</b>	<b>0.00</b>	<b>0</b>	<b>0.00</b>
	<b>Total shareholding of Promoter &amp; Promoter Group A=A(1)+A(2)</b>	<b>23</b>	<b>1052784456</b>	<b>1052784456</b>	<b>21.86</b>	<b>21.83</b>	<b>1037646625</b>	<b>98.56</b>
<b>(B)</b>	<b>PUBLIC SHAREHOLDING</b>							
<b>(1)</b>	<b>INSTITUTIONS</b>							
(a)	Mutual Funds /UTI	37	66729387	66729387	1.39	1.38		
(b)	Financial Institutions / Banks	29	666897361	666897361	13.85	13.83		
(c)	Central Government / State Government(s)	0	0	0	0.00	0.00		
(d)	Venture Capital Funds	0	0	0	0.00	0.00		
(e)	Insurance Companies	2	90232017	90232017	1.87	1.87		
(f)	Foreign Institutional Investors	100	486314741	486314741	10.10	10.08		
(g)	Foreign Venture Capital Investors	0	0	0	0.00	0.00		
(h)	Qualified Foreign Investor	0	0	0	0.00	0.00		
(i)	Any Other	0	0	0	0.00	0.00		
	<b>Sub-Total B(1) :</b>	<b>168</b>	<b>1310173506</b>	<b>1310173506</b>	<b>27.21</b>	<b>27.16</b>		
<b>(2)</b>	<b>NON-INSTITUTIONS</b>							
(a)	Bodies Corporate	4071	659191123	659191123	13.69	13.67		
(b)	Individuals							
	i. Individual shareholders holding nominal share capital up to Rs.1 Lac	892029	662467950	662424058	13.76	13.73		



Category code	Category of shareholder	Number of shareholders	Total number of shares (Rs. 2 each)	Number of shares held in dematerialised form (Rs. 2 each)	Total shareholding as a percentage (%) of total number of shares		Shares pledged or otherwise encumbered	
					As a % of (A+B)	As a % of (A+B+C)	Number of shares (Rs. 2 each)	As a %
(I)	(II)	(III)	(IV)	(V)	(VI)	(VII)	(VIII)	(IX)=(VIII)/(IV) *100
	ii. Individual shareholders holding nominal share capital in excess of Rs.1 Lac	1512	1065781116	1065781116	22.13	22.09		
(c)	Qualified Foreign Investor	0	0	0	0.00	0.00		
(d)	Any Other							
	i. Non Resident Indians	8371	44174159	44174159	0.92	0.92		
	ii. Clearing Members	590	19382678	19382678	0.40	0.40		
	iii. Foreign Nationals	7	62500	62500	0.00	0.00		
	iv. Trusts	31	1193725	1193725	0.02	0.02		
	<b>Sub-Total B(2) :</b>	<b>906611</b>	<b>2452253251</b>	<b>2452209359</b>	<b>50.93</b>	<b>50.84</b>		
	<b>Total Public shareholding B=B(1)+B(2) :</b>	<b>906779</b>	<b>3762426757</b>	<b>3762382865</b>	<b>78.14</b>	<b>78.00</b>		
	<b>Total (A+B) :</b>	<b>906802</b>	<b>4815211213</b>	<b>4815167321</b>	<b>100.00</b>	<b>99.82</b>	<b>1037646625</b>	<b>21.55</b>
(C)	<b>SHARES HELD BY CUSTODIANS AND AGAINST WHICH DEPOSITORY RECEIPTS HAVE BEEN ISSUED</b>						<b>NA</b>	<b>NA</b>
(1)	Promoter and Promoter Group	0	0	0	NA	0.00		
(2)	Public	1	8458524	8458524	NA	0.18		
	<b>GRAND TOTAL (A)+(B)+(C)</b>	<b>906803</b>	<b>4823669737</b>	<b>4823625845</b>	<b>NA</b>	<b>100.00</b>	<b>1037646625</b>	<b>21.51</b>

Note: Suzlon Energy Limited (the "Company") has allotted 100,00,00,000 equity shares on preferential basis to the Investor Group (the "Allottees") on May 15, 2015 out of which Allottees holding 22,40,00,000 equity shares belong to category B(2)(a) and Allottees holding 77,60,00,000 equity shares belong to Category B(2)(b)(ii) above. The Promoters of the Company have acquired voting rights otherwise than by equity shares from the Allottees pursuant to (a) the Shareholders' Agreement between the Allottees, the Company and the existing Promoters of the Company, which inter alia includes a (i) pooling-voting arrangement where with a view to ensuring Control of the Company in all respects, including control over management and day to day operations shall remain with the existing Promoters, the voting rights in respect of the shares allotted to the Allottees will be exercised per the recommendations of the existing Promoters other than certain unanimous vote items, and (ii) certain unanimous voting items, which cannot be acted upon by the Company unless such action or decision has been approved by each of the Main Promoter (or a Person nominated by the Main Promoter in this regard or a Director who is Relative of the Main Promoter) and the Main Investor in writing and (b) a share subscription agreement between the Allottees and the Company, which has triggered the Open Offer under regulations 3(2) and 4 of the Securities and Exchange Board of India (Substantial Acquisition of Shares and Takeovers) Regulations, 2011 ("Takeover Regulations"). Accordingly, the Allottees have made Public Announcement for acquisition of 26% of the emerging paid-up capital of the Company on 13th February 2015 and a Detailed Public Statement has been published on 24th February 2015. The draft Letter of Offer has been submitted to SEBI and SEBI's approval is awaited. Other than the relationship established by the Shareholders' Agreement and the Share Subscription Agreement, the Allottees have no other relationship or interests with the Company or the existing Promoters. In terms of the Shareholders' Agreement, the Allottees and the existing Promoters shall be considered as persons acting in concert under the Securities and Exchange Board of India (Substantial Acquisition of Shares and Takeovers) Regulations, 2011. In terms of Regulation 22(2A) of the Takeover Regulations, the equity shares allotted to the Allottees through preferential allotment as mentioned above will be kept in escrow account and the Allottees will not exercise any voting rights over such shares being kept in escrow until the expiry of the offer period in accordance with the Takeover Regulations.



(ii)(b) Statement showing holding of securities (including shares, warrants, convertible securities) of persons belonging to the category "Promoter and Promoter Group"													
Sr.No	Name of the Shareholder	Details of Shares held			Encumbered shares (*)			Details of Warrants			Details of convertible securities		Total Shares (including underlying shares assuming full conversion of warrants and convertible securities) as a % of diluted share capital
		No. of Shares held	As a % of grand total (A)+(B)+(C)	Pledge Shares	As a percentage (V)/(V+III)*100	As a % of grand total (A)+(B)+(C) of sub-clause (I)(a)	Number of warrants held	As a % of total number of warrants of the same class	Number of convertible securities held	As a % of total convertible securities of the same class	Number of convertible securities of the same class		
(i)	(ii)	(iii)	(iv)	(v)	(vi)=(v)/(iii)*100	(vii)	(viii)	(ix)	(x)	(xi)	(xii)		
1	Tulsi R. Tanti	3904253	0.08%	3904253	99.98%	0.08%	0	0.00	0	0.00	0.00		
2	Gita T. Tanti	64512000	1.34%	64512000	100.00%	1.34%	0	0.00	0	0.00	0.00		
3	Tulsi R. Tanti as karta of Tulsi Ranchhodhbhai HUF	18000000	0.37%	18000000	100.00%	0.37%	0	0.00	0	0.00	0.00		
4	Tulsi R. Tanti as karta of Ranchhodhbhai Ramjibhai HUF	42570000	0.88%	42570000	100.00%	0.88%	0	0.00	0	0.00	0.00		
5	Tulsi R. Tanti Jw. Vinod R. Tanti Jw. Jitendra R. Tanti	42660000	0.88%	42660000	100.00%	0.88%	0	0.00	0	0.00	0.00		
6	Tanti Holdings Private Limited	154626093	3.21%	154400000	99.85%	3.20%	0	0.00	0	0.00	0.00		
7	Vinod R. Tanti	11367000	0.24%	11367000	100.00%	0.24%	0	0.00	0	0.00	0.00		
8	Jitendra R. Tanti	12400000	0.26%	12400000	100.00%	0.26%	0	0.00	0	0.00	0.00		
9	Sangita V. Tanti	70182000	1.45%	70182000	100.00%	1.45%	0	0.00	0	0.00	0.00		
10	Lina J. Tanti	70182000	1.45%	70182000	100.00%	1.45%	0	0.00	0	0.00	0.00		
11	Rambhoben Ukaabhai	3000	0.00%	0	0.00%	0.00%	0	0.00	0	0.00	0.00		
12	Vinod R. Tanti as karta of Vinod Ranchhodhbhai HUF	18900000	0.39%	18900000	100.00%	0.39%	0	0.00	0	0.00	0.00		
13	Jitendra R. Tanti as karta of Jitendra Ranchhodhbhai HUF	12723000	0.26%	12723000	100.00%	0.26%	0	0.00	0	0.00	0.00		
14	Pranav T. Tanti	59067000	1.22%	59067000	100.00%	1.22%	0	0.00	0	0.00	0.00		
15	Nidhi T. Tanti	3052000	0.06%	3000000	98.30%	0.06%	0	0.00	0	0.00	0.00		
16	Rajan V. Tanti	16605000	0.34%	16600000	99.97%	0.34%	0	0.00	0	0.00	0.00		
17	Brij J. Tanti	37117000	0.77%	37100000	99.95%	0.77%	0	0.00	0	0.00	0.00		
18	Trisha J. Tanti	15120000	0.31%	15100000	99.87%	0.31%	0	0.00	0	0.00	0.00		
19	Ginsh R. Tanti	100019000	2.07%	100018711	100.00%	2.07%	0	0.00	0	0.00	0.00		
20	Sunuchi Holdings Private Limited	4275000	0.09%	4000000	93.57%	0.08%	0	0.00	0	0.00	0.00		
21	Sugati Holdings Private Limited	262497868	5.44%	247960661	94.46%	5.14%	0	0.00	0	0.00	0.00		
22	Samanwaya Holdings Private Limited	3300485	0.68%	3300000	100.00%	0.68%	0	0.00	0	0.00	0.00		
	TOTAL :	1052784456	21.83%	1037646625	98.56%	21.51%	0	0.00	0	0.00	0.00		





Statement showing holding of securities (including shares, warrants, convertible securities) of persons belonging to the category "Public" and holding more than 1% of the total number of shares									
Sr.No.	Name of the shareholder	Number of shares held	Shares as a percentage of total number of shares (i.e., Grand total (A)+(B)+(C) indicated in Statement at para (i)(a) above)	Details of warrants held	As a % of total warrants of the same class	Number of convertible securities held	% w.r.t total number of convertible securities of the same class	Total shares (including underlying shares assuming full conversion of warrants and convertible securities) as a % of diluted share capital)	
1	IDBI BANK LTD.	204529516	4.24	0	0.00	0	0.00	0.00	
2	COWELL & LEE INVESTMENT (MAURITIUS) LIMITED	132866172	2.76	0	0.00	0	0.00	0.00	
3	STATE BANK OF INDIA	130920597	2.71	0	0.00	0	0.00	0.00	
4	LIFE INSURANCE CORPORATION OF INDIA	89932017	1.86	0	0.00	0	0.00	0.00	
5	PUNJAB NATIONAL BANK	6462467	1.34	0	0.00	0	0.00	0.00	
6	BARCLAYS CAPITAL MAURITIUS LIMITED	57891572	1.20	0	0.00	0	0.00	0.00	
7	BANK OF BARODA	53100819	1.10	0	0.00	0	0.00	0.00	
8	INDIAN OVERSEAS BANK	51067865	1.06	0	0.00	0	0.00	0.00	
9	FAMILY INVESTMENT PVT. LTD. J.W. QUALITY INVESTMENT PVT. LTD. J.W. KUMUD S. SHANGHVI * TEJASKIRAN PHARMACHEM INDUSTRIES PVT. LTD. J.W. VIRTUOUS FINANCE PVT. LTD. J.W. AALOK D. SHANGHVI * INVESTMENTS PVT. LTD. J.W. VIBHA SHANGHVI *	100900000	2.09	0	0.00	0	0.00	0.00	
10		100900000	2.09	0	0.00	0	0.00	0.00	
11	VIDITI INVESTMENT PVT. LTD. J.W. VIRTUOUS SHARE INVESTMENTS PVT. LTD. J.W. VIBHA SHANGHVI *	100900000	2.09	0	0.00	0	0.00	0.00	
12	ADITYA MEDISALES LTD. J.W. UNIMED INVESTMENTS LTD. J.W. MS. VIDHI SHANGHVI * AALOK D. SHANGHVI VIBHA SHANGHVI VIDHI D. SHANGHVI NEOSTAR DEVELOPERS LLP REAL GOLD DEVELOPERS LLP SURAKSHA BUILDWELL LLP	55000000	1.14	0	0.00	0	0.00	0.00	
13		68000000	1.41	0	0.00	0	0.00	0.00	
14		68000000	1.41	0	0.00	0	0.00	0.00	
15		68000000	1.41	0	0.00	0	0.00	0.00	
16		85000000	1.76	0	0.00	0	0.00	0.00	
17		85000000	1.76	0	0.00	0	0.00	0.00	
18		110000000	2.28	0	0.00	0	0.00	0.00	
TOTAL :		1626753035	33.72	0.00	0.00	0.00	0.00	0.00	


# In the capacity of partners of M/s. Sunrise Associates, \$ In the capacity of partners of M/s. Goldenstar Enterprises, & In the capacity of partners of M/s. Pioneer Resources, \* In the capacity of partners of M/s. Expert Vision.

Statement showing holding of securities (including shares, warrants, convertible securities) of persons (together with PAC) belonging to the category "Public" and holding more than 5% of the total number of shares of the company									
Sr.No.	Name(s) of the shareholder(s) and the Persons Acting in Concert (PAC) with them	Number of shares held	Shares as a percentage of total number of shares (i.e., Grand total (A)+(B)+(C) indicated in Statement at para (i)(a) above)	Details of warrants held	As a % of total warrants of the same class	Number of convertible securities held	% w.r.t total number of convertible securities of the same class	Total shares (including underlying shares assuming full conversion of warrants and convertible securities) as a % of diluted share capital)	
1	IDBI BANK LTD.	204529516	4.24	0	0.00	0	0.00	0.00	
TOTAL :		204529516	4.24	0	0.00	0	0.00	0.00	

Statement showing details of Depository Receipts		
Sr.No.	Type of outstanding DR (ADRs, GDRs, SDRs, etc.)	Number of outstanding DRs
1	Global Depository Receipts	2114631
TOTAL :		2114631

Statement showing holding of Depository Receipts (DRs), where underlying shares held by Promoter / Promoter Group are in excess of 1% of the total number of shares			
Sr.No.	Name of DR Holder	Number of shares underlying outstanding DR (ADRs, GDRs, SDRs etc.)	Shares underlying outstanding DRs as a percentage of total number of shares (i.e., Grand Total (A)+(B)+(C) indicated in Statement at para(i)(a) above)
		0	0.00%
TOTAL :		0	0.00%

(I)(d) STATEMENT SHOWING DETAILS OF LOCKED-IN SHARES			
Sr.No.	Name of shareholders	No. of locked in shares of Rs.2 each	Locked-in shares as % of total no. of shares (i.e. Grand Total (A)+(B)+(C) indicated in statement at para (I)(a))
1	IDBI BANK LTD.	176499905	3.66
2	STATE BANK OF INDIA	102375254	2.12
3	SUGATI HOLDINGS PRIVATE LIMITED	90991800	1.89
4	LIFE INSURANCE CORPORATION OF INDIA	73141345	1.52
5	PUNJAB NATIONAL BANK	51688525	1.07
6	SUGATI HOLDINGS PRIVATE LIMITED	42938931	0.89
7	BANK OF BARODA	40951937	0.85
8	INDIAN OVERSEAS BANK	38991044	0.81
9	CENTRAL BANK OF INDIA	32158441	0.67
10	SUGATI HOLDINGS PRIVATE LIMITED	20308376	0.42
11	THE BOSTON CONSULTING GROUP (INDIA) PVT. LTD.	20177201	0.42
12	EXPORT- IMPORT BANK OF INDIA	18915628	0.39
13	SAMIMERU WINDFARMS PRIVATE LIMITED	15267175	0.32
14	SUGATI HOLDINGS PRIVATE LIMITED	14532207	0.30
15	STATE BANK OF INDIA	14379009	0.30
16	STATE BANK OF INDIA	14166334	0.29
17	IDBI BANK LTD.	14030549	0.29
18	IDBI BANK LTD.	13999062	0.29
19	STATE BANK OF PATIALA	10811758	0.22
20	STATE BANK OF BIKANER AND JAIPUR	10116435	0.21
21	LIFE INSURANCE CORPORATION OF INDIA	8438005	0.17
22	LIFE INSURANCE CORPORATION OF INDIA	8352667	0.17
23	ORIENTAL BANK OF COMMERCE	8169647	0.17
24	AXIS BANK LIMITED	7568448	0.16
25	DENA BANK	7185564	0.15
26	SCHAEFFLER TECHNOLOGIES GMBH & CO. KG	6804740	0.14
27	SANGHVI MOVERS LIMITED	6679389	0.14
28	BANK OF MAHARASHTRA	6573206	0.14
29	PUNJAB NATIONAL BANK	6477358	0.13
30	PUNJAB NATIONAL BANK	6458794	0.13
31	BANK OF BARODA	6102271	0.13
32	BANK OF BARODA	6046611	0.13
33	INDIAN OVERSEAS BANK	5978101	0.12
34	INDIAN OVERSEAS BANK	5964020	0.12
35	ICICI BANK LTD	4828794	0.10
36	UNION BANK OF INDIA	4564718	0.09
37	BANK OF INDIA	4359796	0.09
38	SIMMS ENGINEERING PRIVATE LIMITED	4293893	0.09
39	CORPORATION BANK	4280005	0.09
40	CENTRAL BANK OF INDIA	3995153	0.08
41	CENTRAL BANK OF INDIA	3966274	0.08
42	ICICI BANK LTD	3437493	0.07
43	EXPORT- IMPORT BANK OF INDIA	2906659	0.06
44	ASSOCIATED POWER STRUCTURES PVT LTD	2862595	0.06
45	EXPORT- IMPORT BANK OF INDIA	2812668	0.06
46	DEEPAKKUMAR SITARAM SINGH	1908396	0.04
47	VIJAY STEEL CORPORATION PVT.LTD.	1908396	0.04
48	STATE BANK OF BIKANER AND JAIPUR	1470722	0.03
49	STATE BANK OF BIKANER AND JAIPUR	1466968	0.03
50	BHARAT ELECTRICAL CONTRACTORS AND MANUFACTURERS PR	1335877	0.03
51	STATE BANK OF PATIALA	1247125	0.03
52	STATE BANK OF PATIALA	1215167	0.03
53	AXIS BANK LIMITED	1206155	0.03
54	AXIS BANK LIMITED	1174970	0.02
55	CENTRAL BANK OF INDIA	1116000	0.02
56	BANK OF MAHARASHTRA	1106814	0.02
57	BANK OF MAHARASHTRA	1079248	0.02
58	DENA BANK	1026232	0.02
59	DENA BANK	1015993	0.02
60	AMBALAL CHIMANLAL PATEL	954198	0.02
61	ECHAAR EQUIPMENTS PRIVATE LIMITED	954198	0.02
62	JIGAR JASHVANTLAL SHAH	954198	0.02
63	RAMAWAT CONSTRUCTION PRIVATE LIMITED	954198	0.02
64	SMP CONSTRUCTIONS PVT LTD	954198	0.02
65	KEWAL KRISHAN SOOD	891679	0.02
66	ICICI BANK LTD	849810	0.02
67	ICICI BANK LTD	826112	0.02
68	UNION BANK OF INDIA	703056	0.01
69	UNION BANK OF INDIA	675331	0.01
70	ORIENTAL BANK OF COMMERCE	643848	0.01
71	BANK OF INDIA	637874	0.01
72	ORIENTAL BANK OF COMMERCE	627280	0.01
73	BANK OF INDIA	620287	0.01
74	CORPORATION BANK	561225	0.01
75	CORPORATION BANK	555511	0.01



76	VIKAS JHALANI	493225	0.01
77	MEHRU ELECTRICAL AND MECHANICAL ENGINEERS PVT LTD	477099	0.01
78	BAKUL NATHALAL RATHOD	415000	0.01
79	ISHWAR CHAND MANGAL	411000	0.01
80	AMIT AGARWAL	405000	0.01
81	ANANDKUMAR HANSRAJ BAGRECHA	405000	0.01
82	BALRAJSINH A PARMAR	405000	0.01
83	PRAFUL CHANDRKANT MEHTA	405000	0.01
84	RANJITSINH A PARMAR	405000	0.01
85	ROHIT MODI	405000	0.01
86	CHINTAN NAVINBHAI SHAH	403000	0.01
87	MANISH JAIN	402000	0.01
88	KIRTIKUMAR JASVANTLAL VAGADIA	401000	0.01
89	VEERAMACHANENI VENKATESWARA RAO	400000	0.01
90	MEHTA HARISH HIMATLAL	375000	0.01
91	AMARSINH A PARMAR	300000	0.01
92	FATEHALI JAMAL ALCHIYA	200000	0.00
93	INDIAN OVERSEAS BANK	134500	0.00
94	RAKESH BACCHULAL SHUKLA	126000	0.00
95	HETKUMAR SHAH	120000	0.00
96	BIPIN HARILAL SHAH	116600	0.00
97	MAMTA SHIVLAL VEKARIA	100000	0.00
98	RAJESH DHRANGADHARIA	100000	0.00
99	SAURABH PRAMOD KHOLKUTE	100000	0.00
100	SANDEEP LONKAR	87700	0.00
101	CORPORATION BANK	85126	0.00
102	NELLAIAPPAN MUTHUKRISHNAN	80000	0.00
103	VINOD KUMAR BISHNOI	73800	0.00
104	V BAPESHWAR RAO	71600	0.00
105	P L CHOCKALINGAM	69300	0.00
106	NARENDRA KUMAR VERMA	68300	0.00
107	NILESH V. DHANANI	64700	0.00
108	HITENDRA R JASANI	62500	0.00
109	SURESH RAMACHANDRAN PILLAI	62000	0.00
110	RUSHIRAJ SURESHCHANDRA SHAH	61800	0.00
111	DINESH KUMAR GUPTA	60600	0.00
112	AMARKUMAR LILADHAR TRAMBADIA	60000	0.00
113	SANGITA KRUSHIT PATEL	60000	0.00
114	ANIL GAGVANI	57100	0.00
115	VIPON KUMAR GUPTA	56700	0.00
116	HARISH CHANDRA MONDAL	55900	0.00
117	JAYA FRANCIS PRAKASH	55200	0.00
118	SANDEEP SAILESH DASGUPTA	53800	0.00
119	VINODKUMAR PANDYA	53600	0.00
120	MUKESH RAMKRISHNA KOLHE	52500	0.00
121	ATUL BHASKAR SULAKHE	50000	0.00
122	SANTOSH MAHADIK	49500	0.00
123	MAHENDRA R GAMI	48400	0.00
124	SANDIP J SHAH	46900	0.00
125	DINESH KARNA	46200	0.00
126	JITENDRA R DESHPANDE	46100	0.00
127	MAHESH CHANDRAKANT VIPRADAS	44600	0.00
128	ABHINAV PRABHATKUMAR SHAH	42900	0.00
129	V K RAMAN KUTTY	40800	0.00
130	JAYANT NARAYAN SAVAJI	40200	0.00
131	JAYESHKUMAR NATWARLAL DARJI	40000	0.00
132	NARESHKUMAR AMRITLAL PANCHAL	40000	0.00
133	PUNITKUMAR NAGAR	40000	0.00
134	HEMAL ANANT KANUGA	39400	0.00
135	YESHEEN ARVIND VIBHAKAR	37600	0.00
136	PEDDI SRINIVAS R	37000	0.00
137	SANJAY NIGAM	36500	0.00
138	BIPIN DATTANI	34300	0.00
139	DR ANIL KANE	27400	0.00
140	ALOK KUMAR DAS	23300	0.00
141	VIKAS MAHESHWARI	21500	0.00
142	TUSHAR KANTILAL PATEL	20500	0.00
143	BRAJESH BANWARILAL PALSANIYA	20400	0.00
144	TAPAN KUMAR MISHRA	20200	0.00
145	DEEPAK SANGAL	20100	0.00
146	PRASAD HARIHARAN VENKITESWARAN	19700	0.00
147	NISHITH KUMAR	18200	0.00
148	SADANAND D KALE	18100	0.00
149	ANIMESH RANJAN	18000	0.00
150	FRANKJONATHAN MITHRASEKARAN JONATHAN	18000	0.00
151	JITENDRA DURGESH DAS DEVNANI	18000	0.00
152	DHARMESH MANIAR	17800	0.00
153	PARMAR HITESH CHHANUBHA	17800	0.00
154	RAKESH BHANDARI	17800	0.00
155	C PRAKASH KUMAR	17200	0.00
156	PRASHANT NARSINHA KULKARNI	17200	0.00
157	CHINTAMANI GUNDURAO JAGADEESH	17100	0.00





158	PRADEEPKUMAR AWASTHI	17000	0.00
159	AMITKUMAR AGARWAL	16600	0.00
160	KETANKUMAR MUKUNDCHANRA SONI	16500	0.00
161	SACHIN VISHNU MANE	15900	0.00
162	SANJAY AGRAWAL	15800	0.00
163	SUNIL KUMAR SRIVASTAVA	15800	0.00
164	PRANAY BRIJRATAN MUNDRA	15700	0.00
165	ANANTHARAMAN N V	15600	0.00
166	RAKESHKUMAR MALVIYA	15600	0.00
167	CHANDRA BHUSHAN PRASAD ROY	15500	0.00
168	PRASHANT PRAFULLACHANDRA BAXI	15300	0.00
169	SIDDHARTHA MITRA	15100	0.00
170	PUNEET CHUGH	14500	0.00
171	DEVENDRA PUNDALIK DALVI	14100	0.00
172	BHARAT PARSOTAM KOTHIA	14000	0.00
173	NITIN GOYAL	13900	0.00
174	RAMANJULA REDDY	13900	0.00
175	VIJAY HARIBHAI PATEL	13700	0.00
176	ALOK VASANTRAO PIMPLE	13600	0.00
177	PRAVIN BHAURAO PACHBHAI	13500	0.00
178	DINESH JERAMBHAI PARMAR	13400	0.00
179	ADESH KUMAR SHARMA	13300	0.00
180	M VARGHESE JACOB	13300	0.00
181	AMIT KUMAR PODDAR	13200	0.00
182	LEELAKRISHNAN M	13200	0.00
183	SHAILESH DATTATRAYA BHOR	13200	0.00
184	AKSHAY ANANT KHAIWALE	13100	0.00
185	MANISH R HATWAR	13000	0.00
186	MITESH PARIKH	12900	0.00
187	S GANESAN	12900	0.00
188	BRAJESH RAI	12800	0.00
189	RAMESH KUMAR MATTOO	12800	0.00
190	RAVINDRA GOPAL JOGLEKAR	12800	0.00
191	VINAYAK CHINTAMAN INAMDAR	12800	0.00
192	RUPESH ARUNRAO MADHAMSHETTIWAR	12700	0.00
193	SHRINIVAS KAMLAKARRAO AMBEKAR	12500	0.00
194	SUBHASH GHUSABHAI PATEL	12500	0.00
195	NANDKISHOR KASHINATH DESHMUKH	12200	0.00
196	VENKATESH G S	12200	0.00
197	KUMAN VRAJLAL VAGHASIYA	12100	0.00
198	A MOHAMED IBRAHIM	12000	0.00
199	NARESH KUMAR DAS	12000	0.00
200	SHARAT KUMAR JAIN	12000	0.00
201	I LESH ARVINDBHAI SHAH	11900	0.00
202	NITIN PURSHOTTAMBHAI PATEL	11700	0.00
203	SIDDHARTH CHETAN JHANWAR	11500	0.00
204	DHEERAJ ARORA	11400	0.00
205	SUNIL KUMAR MISHRA	11400	0.00
206	BHARGAV DUSHYANT HATHI	11200	0.00
207	SAURABH RAWAT	11200	0.00
208	UMESH BHASKAR KULKARNI	11200	0.00
209	HIREN JAYANTILAL SHAH	11100	0.00
210	SANTOSH KUMAR MISHRA	11100	0.00
211	ASHSIH MITTAL	11000	0.00
212	PRAVIN MADHUKAR BHANGALE	11000	0.00
213	TEJJAS PARMAR	11000	0.00
214	ASIS KUMAR SARKAR	10700	0.00
215	SRIKANTH GUDAVALLI	10700	0.00
216	SUBHASH SHIVAJI NARAWADE	10700	0.00
217	HARSH SHREEKANT PANDIT	10600	0.00
218	VIKAS LAXMAN ASWALE	10600	0.00
219	ARJUN VASANT PATIL	10500	0.00
220	GORAKANATH GOVIND KASAR	10500	0.00
221	PRADIP LAXMIDAS LAKHANI	10500	0.00
222	SANJAY JAGADISHCHANDRA SHAH	10500	0.00
223	RUFFIN CHERUTHURUTHY	10400	0.00
224	SACHIN VIJAY CHITAPURE	10400	0.00
225	N SRINIVAS RAO	10300	0.00
226	NAGENDRA KUMAR SAHU	10300	0.00
227	NIKHIL R SHAH	10300	0.00
228	SATYAJIT RANJIT MITRA	10300	0.00
229	NAGARAJAPPA KADATHERA	10100	0.00
230	PURVIN URESHBHAI SHAH	10100	0.00
231	BALASUBRAMANIAN ODAYANDATH	10000	0.00
232	I SURESH	10000	0.00
233	VISHVESH P. PATHAK	10000	0.00
234	VEERASEKARAN VEERABATHIRA	9900	0.00
235	J GNANASEKAR	9700	0.00
236	S RAJESH	9600	0.00
237	TEJAS VAISHNAV	9600	0.00
238	DARJI DILIPKUMAR SHANTILAL	9400	0.00
239	K R RAKESH NAIR	9400	0.00
240	MESBAHUL MOHI AHMED REZA	9400	0.00
241	SHEETAL BAPUSAHEB CHOUGULE	9400	0.00



242	RAJESH LAXMAN DESAI	9300	0.00
243	DEEPAK SHIVLAL SONTAKKE	9200	0.00
244	NIRANJAN ANIL SWARGE	9200	0.00
245	HARSHAN GOVINDAN	8900	0.00
246	SHINDE SANTOSH BAPURAO	8900	0.00
247	MIRESH RAVINDRA SHETH	8800	0.00
248	GAJANAN WANKHEDE	8700	0.00
249	VIPUL KISHORBHAI VACHHANI	8600	0.00
250	MOHAN SHARMA	8500	0.00
251	RAJESH SURJEETSINGH CHHABRA	8500	0.00
252	SACHIDANAND RAO	8500	0.00
253	MUTHUPALANIAPPAN. C	8400	0.00
254	SHIVAJI KERABA PATIL	8400	0.00
255	ANISH NANDLAL SHRIVASTAVA	8300	0.00
256	ASHOK JALANDAR SANKPAL	8300	0.00
257	HITESH NANDA	8300	0.00
258	RANJEET SUBHASH VELHAL	8300	0.00
259	ANURAG VINODKUMAR MANGLIK	8200	0.00
260	SANJEEV MANAK JOHN	8200	0.00
261	JOHN GEORGE	8100	0.00
262	SAMEER RAGHUNATH SHIMPI	8100	0.00
263	SANJAY RADHEYSHYAM KABRA	8100	0.00
264	ALPESH PANKAJBHAI SHAH	7900	0.00
265	HARIKESHBHADUR V SHARMA	7800	0.00
266	SEVAKRAM GOVINDA BOROLE	7700	0.00
267	DUSHYANTKUMAR KANAIALAL SHAH	7600	0.00
268	SANDEEP JAYDEO HOOD	7200	0.00
269	BATUK TULSIBHAI VAJA	7100	0.00
270	VINOD MURLIDHAR BANGAR	7000	0.00
271	RICHA GUPTA	6900	0.00
272	KESHAV PRASAD PATHAK	6800	0.00
273	ROHIT AGNIHOTRI	6700	0.00
274	U K SANKARNARAYANAN	6500	0.00
275	JIGISH LALITKISHOR BHATT	6300	0.00
276	AVINASH ARUN KELKAR	1200	0.00
277	FAMILY INVESTMENT PVT. LTD.	22500000	0.47
278	QUALITY INVESTMENT PVT. LTD.	25400000	0.53
279	VIDITI INVESTMENT PVT. LTD.	31000000	0.64
280	VIRTUOUS FINANCE PVT. LTD.	18500000	0.38
281	VIRTUOUS SHARE INVESTMENTS PVT. LTD.	13000000	0.27
282	TEJASKIRAN PHARMACHEM INDUSTRIES PVT. LTD.	27900000	0.58
283	FAMILY INVESTMENT PVT. LTD. J/W. QUALITY INVESTMENT PVT. LTD. J/W. KUMUD S. SHANGHVI #	100900000	2.09
284	TEJASKIRAN PHARMACHEM INDUSTRIES PVT. LTD. J/W. VIRTUOUS FINANCE PVT. LTD. J/W. AALOK D. SHANGHVI \$	100900000	2.09
285	VIDITI INVESTMENT PVT. LTD. J/W. VIRTUOUS SHARE INVESTMENTS PVT. LTD. J/W. VIBHA SHANGHVI &	100900000	2.09
286	ADITYA MEDISALES LTD. J/W. UNIMED INVESTMENTS LTD. J/W. MS. VIDHI SHANGHVI †	55000000	1.14
287	AALOK D. SHANGHVI	68000000	1.41
288	VIBHA SHANGHVI	68000000	1.41
289	VIDHI D. SHANGHVI	68000000	1.41
290	NEOSTAR DEVELOPERS LLP	85000000	1.76
291	REAL GOLD DEVELOPERS LLP	85000000	1.76
292	SURAKSHA BUILDWELL LLP	110000000	2.28
293	SUDHIR V. VALIA	5000000	0.10
294	RAKSHA S. VALIA	5000000	0.10
295	VIJAY M. PAREKH	5000000	0.10
296	PARESH M. PAREKH	5000000	0.10
	<b>TOTAL :</b>	<b>1997473801</b>	<b>41.41</b>

# In the capacity of partners of M/s. Sunrise Associates, \$ In the capacity of partners of M/s.

Goldenstar Enterprises, & In the capacity of partners of M/s. Pioneer Resources, \* In the capacity of partners of M/s. Expert Vision.

