

Name of the Company :	BHARAT RASAYAN LIMITED		
Scrip Code, Name of the Scrip, Class of Security :	BHARATRAS, BHARAT RASAYAN LIMITED, EQUITY		
Quarter ended :	30th JUNE, 2015		

PARTLY PAID-UP SHARES	No. of Partly Paid-up Shares	As a % of total no. of Partly Paid-Up Shares	As a % of total no. of shares of the Company
Held by Promoter / Promoter Group			
Held by Public			
<b>Total</b>		<b>==== NOT APPLICABLE ====</b>	
OUTSTANDING CONVERTIBLE SECURITIES	No. of Outstanding Securities	As a % of total no. of Outstanding Convertible Securities	As a % of total no. of shares of the Company, assuming full conversion of the convertible securities
Held by Promoter / Promoter Group			
Held by Public			
<b>Total</b>		<b>==== NOT APPLICABLE ====</b>	
WARRANTS	No. of Warrants	As a % of total no. of Warrants	As a % of total no. of shares of the Company, assuming full conversion of Warrants
Held by Promoter / Promoter Group			
Held by Public			
<b>Total</b>		<b>==== NOT APPLICABLE ====</b>	
<b>Total Paid-Up Capital of the Company, assuming full conversion of warrants and convertible securities</b>			<b>42,48,740</b>



**(I)(a) STATEMENT SHOWING SHAREHOLDING PATTERN**

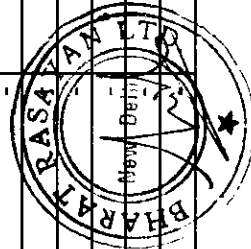
Category Code	Category of Shareholder	Number of share-holders	Total Number of Shares	Number of shares held in Dematerialized Form	Total shareholding as a percentage of total number of shares		Shares Pledged or otherwise encumbered	
					As a % of (A+B) (VI)	As a % of (A+B+C) (VII)		
(I)	(II)	(III)	(IV)	(V)	(VI)	(VII)	(VIII)	As a percentage [(VIII)/(IV)*100

**(A) SHAREHOLDING OF PROMOTER AND PROMOTER GROUP**

(1)	Indian							
(a)	Individuals / Hindu Undivided Family	11	28,05,583	28,05,583	66.0333%	66.0333%	-	-
(b)	Central Government / State Government(s)	-	-	-	-	-	-	-
(c)	Bodies Corporate	3	3,72,221	3,72,221	8.7607%	8.7607%	-	-
(d)	Financial Institutions / Banks	-	-	-	-	-	-	-
(e)	Any Other (specify)	-	-	-	-	-	-	-
	<b>Sub-Total (A)(1)</b>	<b>14</b>	<b>31,77,804</b>	<b>31,77,804</b>	<b>74.7940%</b>	<b>74.7940%</b>	-	-
(2)	Foreign							
(a)	Individuals (Non-Residents Individuals / Foreign Individuals)	-	-	-	-	-	-	-
(b)	Bodies Corporate	-	-	-	-	-	-	-
(c)	Institutions	-	-	-	-	-	-	-
(d)	Qualified Foreign Investor	-	-	-	-	-	-	-
(e)	Any Other (specify)	-	-	-	-	-	-	-
	<b>Sub-Total (A)(2)</b>	-	-	-	-	-	-	-
	<b>Total shareholding of Promoter and Promoter Group [(A)=(A)(1)+(A)(2)]</b>	<b>14</b>	<b>31,77,804</b>	<b>31,77,804</b>	<b>74.7940%</b>	<b>74.7940%</b>	-	-

**(B) PUBLIC SHAREHOLDING**

(1)	Institutions						N.A.	N.A.
(a)	Mutual Funds / UTI	-	-	-	-	-	-	-
(b)	Financial Institutions / Banks	-	-	-	-	-	-	-
(c)	Central Government / State Government(s)	-	-	-	-	-	-	-
(d)	Venture Capital Funds	-	-	-	-	-	-	-
(e)	Insurance Companies	-	-	-	-	-	-	-
(f)	Foreign Institutional Investors	-	-	-	-	-	-	-
(g)	Foreign Venture Capital Investors	-	-	-	-	-	-	-
(h)	Qualified Foreign Investors	-	-	-	-	-	-	-
(i)	Any Other (specify)	-	-	-	-	-	-	-
	<b>Sub-Total (B)(1)</b>	-	-	-	-	-	-	-



Category Code	Category of Shareholder	Number of share-holders	Total Number of Shares	Number of shares held in Demat Mode	Total shareholding as a percentage of total number of shares		Shares Pledged or otherwise encumbered	
					As a % of (A+B) (VI)	As a % of (A+B+C) (VII)	Number of shares (VIII)	As a percentage (IX) = [(VIII)/(VI)*100
(I)	(II)	(III)	(IV)	(V)	(VI)	(VII)	(VIII)	(IX) = [(VIII)/(VI)*100

<b>(2)</b>	<b>Non-Institutions</b>							
(a)	Bodies Corporate	105	5,38,772	5,36,172	12.6807%	12.6807%	N.A.	N.A.
(b)	<b>Individuals:-</b>							
	i) Individual shareholders holding nominal share capital upto Rs. 1 lakh	4,110	5,29,009	2,70,256	12.4510%	12.4510%	-	-
	ii) Individual shareholders holding nominal share capital in excess of Rs. 1 lakh	-	-	-	-	-	-	-
(c)	Qualified Foreign Investors	-	-	-	-	-	-	-
(d)	Any Other - Non-Resident Indians (NRIs)	22	2,172	2,172	0.0511%	0.0511%	-	-
	- Clearing Members	27	983	983	0.0232%	0.0232%	-	-
	<b>Sub-Total (B)(2)</b>	<b>4,264</b>	<b>10,70,936</b>	<b>8,09,583</b>	<b>25.2060%</b>	<b>25.2060%</b>	<b>N.A.</b>	<b>N.A.</b>
	<b>Total Public Shareholding</b>	<b>4,264</b>	<b>10,70,936</b>	<b>8,09,583</b>	<b>25.2060%</b>	<b>25.2060%</b>	<b>N.A.</b>	<b>N.A.</b>
	<b>I(B)=(B)(1)+(B)(2)]</b>							
<b>TOTAL (A) + (B)</b>		<b>4,278</b>	<b>42,48,740</b>	<b>39,87,387</b>	<b>100.0000%</b>	<b>100.0000%</b>		
<b>(C)</b>	<b>SHARES HELD BY CUSTODIANS AND AGAINST WHICH DEPOSITORY RECEIPTS HAVE BEEN ISSUED</b>							
(1)	Promoter and Promoter Group	-	-	-	N.A	-	N.A.	N.A.
(2)	Public	-	-	-	N.A	-	N.A.	N.A.
	<b>Sub-Total (C)</b>	<b>-</b>	<b>-</b>	<b>-</b>	<b>N.A</b>	<b>-</b>	<b>N.A.</b>	<b>N.A.</b>
<b>GRAND TOTAL (A) + (B) + (C)</b>		<b>4,278</b>	<b>42,48,740</b>	<b>39,87,387</b>	<b>100.0000%</b>	<b>100.0000%</b>		

For Bharat Rasayan Limited



Director

**(I)(b) STATEMENT SHOWING HOLDING OF SECURITIES (INCLUDING SHARES, WARRANTS, CONVERTIBLE SECURITIES) OF PERSONS BELONGING TO THE CATEGORY "PROMOTER AND PROMOTER GROUP"**

Sr.No.	Name of the shareholder	Details of shares held		Encumbered Shares*		Details of Warrants		Details of Convertible Securities		Total shares (including underlying shares assuming full conversion of warrants and convertible securities) as a % of diluted share capital
		No. of shares held	As a % of Grand Total (A+B+C)	Number	As a %	No. of Warrants held	As a % of Total Warrants of the same class	No. of Convertible Securities held	As a % of Total Convertible Securities of the same class	
(I)	(II)	(III)	(IV)	(V)	(VI) = (V)/(III)* 100	(VII)	(IX)	(X)	(XI)	(XII)

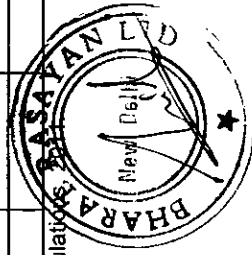
**INDIVIDUAL / HINDU UNDIVIDED FAMILY**

1	Sat Narain Gupta	10,28,631	24.2102%	-	-	-	-	-	-	-
2	Rajesh Gupta	81,437	1.9167%	-	-	-	-	-	-	-
3	S.N. Gupta (HUF)	3,56,200	8.3837%	-	-	-	-	-	-	-
4	Mahabir Prasad Gupta	4,22,800	9.9512%	-	-	-	-	-	-	-
5	Savita Gupta	1,24,300	2.9256%	-	-	-	-	-	-	-
6	Vikas Gupta	1,94,300	4.5731%	-	-	-	-	-	-	-
7	Rajender Prasad Gupta	3,31,544	7.8033%	-	-	-	-	-	-	-
8	Manju Gupta	59,584	1.4024%	-	-	-	-	-	-	-
9	Sahil Gupta	45,700	1.0756%	-	-	-	-	-	-	-
10	R.P. Gupta (HUF)	1,46,089	3.4384%	-	-	-	-	-	-	-
11	Ram Narain (HUF)	14,998	0.3530%	-	-	-	-	-	-	-

**BODIES CORPORATE**

12	Centum Finance Limited	1,01,000	2.3772%	-	-	-	-	-	-	-
13	BRL Finlease Limited	1,14,172	2.6872%	-	-	-	-	-	-	-
14	Weldon Fincap Pvt. Limited	1,57,049	3.6964%	-	-	-	-	-	-	-
	<b>TOTAL</b>	<b>31,77,804</b>	<b>74.7940%</b>	-	-	-	-	-	-	-

\*The term "encumbrance" has the same meaning as assigned to it in Regulation 28(3) of the SAST Regulations, 2011



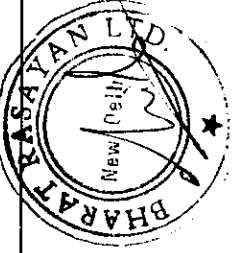
**(I)(c)(i) STATEMENT SHOWING HOLDING OF SECURITIES (INCLUDING SHARES, WARRANTS, CONVERTIBLE SECURITIES) OF PERSONS BELONGING TO THE CATEGORY "PUBLIC" AND HOLDING MORE THAN 1% OF THE TOTAL NUMBER OF SHARES**

Sr.No.	Name of the shareholder	No. of shares held	Shares as a Percentage of total number of shares (i.e. Grand Total (A)+(B)+(C) indicated in Statement at Para(1)(a) above)	Details of Warrants		Details of Convertible Securities		Total shares (including underlying shares assuming full conversion of warrants and convertible securities) as a % of diluted share capital
				No. of Warrants held	As a % of Total number of Warrants of the same class	No. of Convertible Securities held	% w.r.t. total Convertible Securities of the same class	
1	RITESH STOCK BROKING PVT. LTD.	2,03,694	4.7942%	--	--	--	--	--
2	AMBAA SECURITIES PVT. LTD.	2,10,000	4.9426%	--	--	--	--	--
3	SHIV SHANKAR SECURITIES PVT. LTD.	81,628	1.9212%	--	--	--	--	--
	<b>TOTAL</b>	<b>4,95,322</b>	<b>11.6580%</b>	<b>--</b>	<b>--</b>	<b>--</b>	<b>--</b>	<b>--</b>

**(I)(c)(ii) STATEMENT SHOWING HOLDING OF SECURITIES (INCLUDING SHARES, WARRANTS, CONVERTIBLE SECURITIES) OF PERSONS (TOGETHER WITH P.A.C.) BELONGING TO THE CATEGORY "PUBLIC" AND HOLDING MORE THAN 5% OF THE TOTAL NUMBER OF SHARES OF THE COMPANY**

Sr.No.	Name(s) of the shareholder(s) and the Persons Acting in Concert (PAC) with them	No. of shares	Shares as a Percentage of total number of shares (i.e. Grand Total (A)+(B)+(C) indicated in Statement at Para(1)(a) above)	Details of Warrants		Details of Convertible Securities		Total shares (including underlying shares assuming full conversion of warrants and convertible securities) as a % of diluted share capital
				No. of Warrants	As a % of Total number of Warrants of the same class	No. of Convertible Securities held	% w.r.t. total Convertible Securities of the same class	

\*\*\*\* NOT APPLICABLE \*\*\*\*



**(I)(c) STATEMENT SHOWING DETAILS OF LOCKED-IN-SHARES**

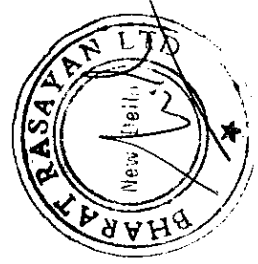
Sr.No.	Name of the shareholder	No. of locked-in shares	Locked-in-shares as a percentage of total number of shares {i.e. Grand Total (A)+(B)+(C) indicated in Statement at Para (I)(a) above}
**** NIL ****			

**(II)(a) STATEMENT SHOWING DETAILS OF DEPOSITORY RECEIPTS (DRs)**

Sr.No.	Type of outstanding DR (ADRs, GDRs, SDRs etc.)	No. of outstanding DRs	No. of shares underlying outstanding DRs	Shares underlying outstanding DRs as a Percentage of total number of shares {i.e. Grand Total (A)+(B)+(C) indicated in Statement at Para (I)(a) above}
**** NIL ****				

**(II)(b) STATEMENT SHOWING HOLDING OF DEPOSITORY RECEIPTS (DRs) WHERE UNDERLYING SHARES HELD BY PROMOTER / PROMOTER GROUP ARE IN EXCESS OF 1% OF THE TOTAL NUMBER OF SHARES.**

Sr.No.	Name of DR Holder	Type of outstanding DR (ADRs, GDRs, SDRs etc.)	No. of shares underlying outstanding DRs	Shares underlying outstanding DRs as a % of total number of shares {i.e. Grand Total (A)+(B)+(C) indicated in Statement at Para (I)(a) above}
**** NIL ****				



**(III)(a) STATEMENT SHOWING THE VOTING PATTERN OF SHAREHOLDERS, IF MORE THAN ONE CLASS OF SHARES/ SECURITIES IS ISSUED BY THE ISSUER.**

(Give description of voting rights for each class of security, e.g. Class X:....., Class Y:....., Class Z: .....) )

Category Code	Category of Shareholder	Number of Voting Rights held in each class of securities			Total Voting Rights (III+IV+V)	Total Voting Rights i.e. (VI)	
		Class X	Class Y	Class Z		As a % of (A+B)	As a % of (A+B+C)
(I)	(II)	(III)	(IV)	(V)	(VI)	(VII)	(VIII)
(A)	Promoter and Promoter Group						
(B)	Public shareholding						
(C)	Shares held by Custodians and against which Depository Receipts have been issued						
	<b>GRAND TOTAL [A+B+C]</b>						

- Not Applicable -

