

**Introductory sub-table (I)(a)**

Name of the Company: Fusion Fittings (I) Limited

Scrip Code, Name of the scrip, class of security: 531760, Name of the scrip, class of security: Equity

Quarter ended: 31-March-2015

Partly paid-up shares:-	No. of partly paid-up shares	As a % of total no. of partly paid-up shares	As a % of total no. of shares of the company
Held by promoter/promoter group	0		0
Held by public	0		0
<b>Total</b>	<b>0</b>		<b>0</b>


Outstanding convertible securities:-	No. of outstanding securities	As a % of total no. of outstanding convertible securities	As a % of total no. of shares of the company, assuming full conversion of the convertible securities
Held by promoter/promoter group	0		0
Held by public	0		0
<b>Total</b>	<b>0</b>		<b>0</b>

Warrants:-	No. of warrants	As a % of total no. of warrants	As a % of total no. of shares of the company, assuming full conversion of warrants
Held by promoter/promoter group	0		0
Held by public	0		0
<b>Total</b>	<b>0</b>		<b>0</b>

Total paid-up capital of the company, assuming full conversion of warrants and convertible securities	Rs. 29,36,200 comprising of 29,36,200 equity shares of Re. 1/- each
-------------------------------------------------------------------------------------------------------	---------------------------------------------------------------------



(11) STATEMENT SHOWING SHAREHOLDING PATTERN  
 Name of the Company : FUSION FITTINGS (I) LIMITED  
 Scrip Code :

Quarter Ended : 31.03.2015  
 DATE : 01/04/2015

Category : Category of shareholder  
 Code :  
 (A) Category of Promoter and Promoter Group  
 (B) Indian


(1) Individuals / Hindu Undivided Family  
 (2) Central Government / State Government(s)  
 (3) Bodies Corporate  
 (4) Financial Institutions / Banks  
 (5) Others

Sub-Total (A) (1)  
 2 2200400 74.9404 74.9404 0 0.00000

(2) Foreign  
 (1) Individuals (NRIs / Foreign Individuals)  
 (2) Bodies Corporate  
 (3) Institutions  
 (4) Qualified Foreign Investor  
 (5) Others  
 (6) Directors & their Relatives

Sub-Total (A) (2)  
 2 2200400 74.9404 74.9404 0 0.00000  
 Total Shareholding of Prom. & Prom. Grp.  
 4 4400800 149.8808 149.8808 0 0.00000

Number of Shareholders  
 Total Number of Shares  
 Number of shares held in dematerialized form  
 Total Shareholding as a percentage of total no. of shares of A+B+C Shares -X%



(17/3) STATEMENT SHOWING SHAREHOLDING PATTERN  
 Name of the Company : FUSION FITTINGS (I) LIMITED  
 Scrip Code : .

Quarter Ended : 31.03.2015

DATE : 01/04/2015

Category : Category of Shareholder

Number of Shareholders

Total Number of Shares

Number of Shares held in dematerialised form

Total Shareholding as a percentage of total no. of shares of A+B+C

Shares Pledged or otherwise encumbered -STOT.

B. Public Shareholding

(1) Institutions

- (a) Mutual Funds/UTI
- (b) Financial Institutions / Banks
- (c) Central Government / State Government(s)
- (d) Venture Capital Funds
- (e) Insurance Companies
- (f) Foreign Institutional Investors
- (g) Foreign Venture Capital Investors
- (h) Qualified Foreign Investor
- (i) Others

- (1) Foreign Financial Institutions
- (2) Foreign Mutual Fund

Sub-Total (B)/(1)

(2) Non-institutions

- (a) Bodily Corporate
- (b) (1) Indiv. held, nom. shtr. cap. < Rs. 1 Lakh
- (11) Indiv. held, nom. shtr. cap. > Rs. 1 Lakh
- (c) Qualified Foreign Investor
- (d) Others
- (1) Trusts
- (2) Directors & their Relatives
- (3) Foreign Nationals
- (4) Non Resident Indians
- (5) Hindu Undivided Families

Sub-Total (B)/(2)

Total Public Shareholding

(B) = (B)/(1)+(B)/(2)

TOTAL (A)+(B)


(C) Shares held by Custodians and against which Depository Receipts have been issued

(1) Promoter and Promoter Group

(2) Public


GRAND TOTAL: (A)+(B)+(C)

Category	Number of Shareholders	Total Number of Shares	Number of Shares held in dematerialised form	Total Shareholding as a percentage of total no. of shares of A+B+C	Shares Pledged or otherwise encumbered -STOT.
(1) Institutions					
(a) Mutual Funds/UTI	0	0	0	0.00000	0.00000
(b) Financial Institutions / Banks	0	0	0	0.00000	0.00000
(c) Central Government / State Government(s)	0	0	0	0.00000	0.00000
(d) Venture Capital Funds	0	0	0	0.00000	0.00000
(e) Insurance Companies	0	0	0	0.00000	0.00000
(f) Foreign Institutional Investors	0	0	0	0.00000	0.00000
(g) Foreign Venture Capital Investors	0	0	0	0.00000	0.00000
(h) Qualified Foreign Investor	0	0	0	0.00000	0.00000
(i) Others	0	0	0	0.00000	0.00000
(1) Foreign Financial Institutions	0	0	0	0.00000	0.00000
(2) Foreign Mutual Fund	0	0	0	0.00000	0.00000
Sub-Total (B)/(1)	0	0	0	0.00000	0.00000
(2) Non-institutions					
(a) Bodily Corporate	9	24859	2159	0.84664	0.84664
(b) (1) Indiv. held, nom. shtr. cap. < Rs. 1 Lakh	575	701989	396196	23.50501	23.50501
(11) Indiv. held, nom. shtr. cap. > Rs. 1 Lakh	0	0	0	0.00000	0.00000
(c) Qualified Foreign Investor	0	0	0	0.00000	0.00000
(d) Others	0	0	0	0.00000	0.00000
(1) Trusts	0	0	0	0.00000	0.00000
(2) Directors & their Relatives	0	0	0	0.00000	0.00000
(3) Foreign Nationals	0	0	0	0.00000	0.00000
(4) Non Resident Indians	0	475	475	0.01618	0.01618
(5) Hindu Undivided Families	5	8567	8567	0.29177	0.29177
Sub-Total (B)/(2)	575	73800	407347	25.05960	25.05960
Total Public Shareholding	575	73800	407347	25.05960	25.05960
(B) = (B)/(1)+(B)/(2)	575	73800	407347	25.05960	25.05960
TOTAL (A)+(B)	584	296200	2608397	100.00000	100.00000
(C) Shares held by Custodians and against which Depository Receipts have been issued	0	0	0	0.00000	0.00000
(1) Promoter and Promoter Group	0	0	0	0.00000	0.00000
(2) Public	0	0	0	0.00000	0.00000
GRAND TOTAL: (A)+(B)+(C)	584	296200	2608397	100.00000	100.00000



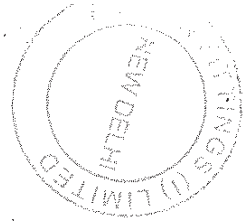
(I) (b) Statement showing holding of securities (including shares, warrants, convertible securities) of persons belonging to the category "Promoter and Promoter Group"

Sl. No. Name of the Shareholder Total shares (including unexercising shares assuming full conversion of warrants and convertible securities) as a % of diluted share capital	Details of Shares held		Encumbered shares	Details of warrants		Details of convertible securities	
	Number of Shares	Share % of Total		No. of Warrants	No. of Convertible Securities	No. of Warrants	No. of Convertible Securities
1 VASUNDHRA TECHNOLOGIES (INDIA) PRIVATE LIMITE	1100200	37.47020	0	0.00000	0.00000		
2 ENERGENED HI-TECH CONSULTANCY SERVICES PVT LTD	1100200	37.47020	0	0.00000	0.00000		
Total	2200400	74.94040	0	0.00000	0.00000		



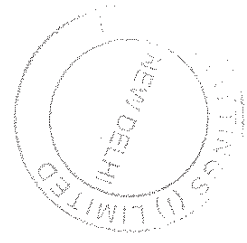
**(I)(c)(i) Statement showing holding of securities (including shares, warrants, convertible securities) of persons belonging to the category "Public" and holding more than 1% of the total number of shares**

Sr. No.	Name of the shareholder	Number of shares held	Shares as a percentage of total number of shares {i.e., Grand Total (A)+(B)+(C) indicated in Statement at para (I)(a) above}	Details of warrants		Details of convertible securities		Total shares (including underlying shares assuming full conversion of warrants and convertible securities) as a % of diluted share capital
				Number of warrants held	As a % total number of warrants of the same class	Number of convertible securities held	% w.r.t total number of convertible securities of the same class	
1	V Ramamurthy	75000	2.55	0	0	0	0	2.55
2	P V K Kumar	75000	2.55	0	0	0	0	2.55
3	Hari Krishan Kumar	75000	2.55	0	0	0	0	2.55
4	Chandra Kant Kumar	75000	2.55	0	0	0	0	2.55
5	Chander Bhan Wadhwa	35000	1.19	0	0	0	0	1.19
6	Ramma Bajaj	34000	1.16	0	0	0	0	1.16
<b>TOTAL</b>		<b>369000</b>	<b>12.57</b>	<b>0</b>	<b>0</b>	<b>0</b>	<b>0</b>	<b>12.57</b>



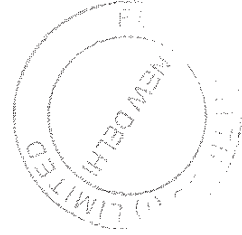
(I)(c)(ii) Statement showing holding of securities (including shares, warrants, convertible securities) of persons (together with PAC) belonging to the category "Public" and holding more than 5% of the total number of shares of the company

Sr. No.	Name(s) of the shareholder(s) and the Persons Acting in Concert (PAC) with them	Number of shares	Shares as a percentage of total number of shares {i.e., Grand Total (A)+(B)+(C) indicated in Statement at para (I)(a) above}	Details of warrants		Details of convertible securities		Total shares (including underlying shares assuming full conversion of warrants and convertible securities) as a % of diluted share capital
				Number of warrants	As a % total number of warrants of the same class	Number of convertible securities held	% w.r.t total number of convertible securities of the same class	
1								
2								
3								
4								
5								
6					NIL			
7								
8								
9								
10								
<b>TOTAL</b>								




(I)(d) Statement showing details of locked-in shares

Sr. No.	Name of the shareholder	Number of locked-in shares	Locked-in shares as a percentage of total number of shares {i.e., Grand Total (A)+(B)+(C) indicated in Statement at para (I)(a) above}
1			
2			
3			
4			
5		NIL	
6			
7			
8			
9			
TOTAL			



(II)(a) Statement showing details of Depository Receipts (DRs)

Sr. No.	Type of outstanding DR (ADRs, GDRs, SDRs, etc.)	Number of outstanding DRs	Number of shares underlying outstanding DRs	Shares underlying outstanding DRs as a percentage of total number of shares {i.e., Grand Total (A)+(B)+(C) indicated in Statement at para (I)(a) above}
1				
2				
3				
4				
5				
6				
7			NIL	
8				
9				
<b>TOTAL</b>				





(II)(b) Statement showing holding of Depository Receipts (DRs), where underlying shares held by "promoter/promoter group" are in excess of 1% of the total number of shares

Sr. No.	Name of the DR Holder	Type of outstanding DR (ADRs, GDRs, SDRs, etc.)	Number of shares underlying outstanding DRs	Shares underlying outstanding DRs as a percentage of total number of shares {i.e., Grand Total (A)+(B)+(C) indicated in Statement at para (I)(a) above}
1				
2				
3				
4				
5				
6			NIL	
7				
8				
9				
<b>TOTAL</b>				

