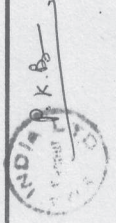



Introductory sub-table (I)(a)

|  |  |                                      |  |   |          |
|--|--|--------------------------------------|--|---|----------|
| Name of the Company: <b>EMA INDIA LIMITED</b>  |  |                                      |  |   |          |
| Scrip Code, Name of the scrip, class of security: <b>522027 EQUITY SHARES</b>                                |  |                                      |  |   |          |
| Quarter ended: <b>SEPTEMBER 2015</b>   |  |                                      |  |   |          |
| <b>Partly paid-up shares:-</b>   |  | <b>No. of partly paid-up shares</b>  | <b>As a % of total no. of partly paid-up shares</b>              | <b>As a % of total no. of shares of the company</b>   |          |
| Held by promoter/promoter group  |  | 0                                    | #DIV/0!  |   | 0        |
| Held by public   |  | 0                                    | #DIV/0!  |   | 0        |
| <b>Total - D</b>   |  | <b>0</b>                             | <b>#DIV/0!</b>   |   | <b>0</b> |
| <b>Outstanding convertible securities:-</b>  |  | <b>No. of outstanding securities</b> | <b>As a % of total no. of outstanding convertible securities</b> | <b>As a % of total no. of shares of the company, assuming full conversion of the convertible securities</b> |          |
| Held by promoter/promoter group  |  | 0                                    | #DIV/0!  |   | 0        |
| Held by public   |  | 0                                    | #DIV/0!  |   | 0        |
| <b>Total - E</b>   |  | <b>0</b>                             | <b>#DIV/0!</b>   |   | <b>0</b> |
| <b>Warrants:-</b>  |  | <b>No. of warrants</b>               | <b>As a % of total no. of warrants</b>                           | <b>As a % of total no. of shares of the company, assuming full conversion of warrants</b>                   |          |
| Held by promoter/promoter group  |  | 0                                    | #DIV/0!  |   | 0        |
| Held by public   |  | 0                                    | #DIV/0!  |   | 0        |
| <b>Total - F</b>   |  | <b>0</b>                             | <b>#DIV/0!</b>   |   | <b>0</b> |
| <b>Total paid-up capital of the company, assuming full conversion of warrants and convertible securities</b> |  | <b>10050000</b>                      |  |   |          |



**Statement Showing Shareholding Pattern**

| Category code | Category of Shareholder   | Table (D)(a)           |                        |  |                                       |                            | Total shareholding as a percentage of total number of shares |                 | Shares Pledged or otherwise encumbered |
|---------------|---|------------------------|------------------------|--|---------------------------------------|----------------------------|--|-----------------|--|
|               |   | Number of Shareholders | Total number of shares | Number of shares held in dematerialized form | As a percentage of (A+B) <sup>1</sup> | As a percentage of (A+B+C) | Number of shares   | As a percentage |  |
|               |   |                        |                        |  |                                       |                            |  |                 |  |
| (1)           | (11)  |                        |                        |  |                                       |                            |  |                 | X = (VIII)/(IV)*100                    |
| (A)           | <b>Shareholding of Promoter and Promoter Group<sup>2</sup></b>              |                        |                        |  |                                       |                            |  |                 |  |
| 1             | <b>Indian</b>   |                        |                        |  |                                       |                            |  |                 |  |
| (a)           | Individuals/ Hindu Undivided Family   | 4                      | 473149                 | 473149                                       | 47.08                                 | 47.08                      | 47.08  | 0.00            | #DIV/0!                                |
| (b)           | Central Government/ State Government(s)                                     | 1                      | 17300                  | 17300  | 1.72                                  | 1.72                       | 1.72   | 0.00            | #DIV/0!                                |
| (c)           | Bodies Corporate  |                        |                        |  | 0.00                                  | 0.00                       | 0.00   | 0.00            | #DIV/0!                                |
| (d)           | Financial Institutions/ Banks   |                        |                        |  | 0.00                                  | 0.00                       | 0.00   | 0.00            | #DIV/0!                                |
| (e)           | Any Others(Specify)   |                        |                        |  |                                       |                            |  |                 |  |
|               | <b>Sub Total(A)(1)</b>  | <b>5</b>               | <b>490449</b>          | <b>490449</b>                                | <b>48.80</b>                          | <b>48.80</b>               | <b>48.80</b>   | <b>0</b>        | <b>0.00</b>                            |
| 2             | <b>Foreign</b>  |                        |                        |  |                                       |                            |  |                 |  |
| a             | Individuals (Non-Residents Individuals/ Foreign Individuals)                |                        |                        |  | 0.00                                  | 0.00                       | 0.00   | 0.00            | #DIV/0!                                |
| b             | Bodies Corporate  |                        |                        |  | 0.00                                  | 0.00                       | 0.00   | 0.00            | #DIV/0!                                |
| c             | Institutions  |                        |                        |  | 0.00                                  | 0.00                       | 0.00   | 0.00            | #DIV/0!                                |
| d             | Any Others(Specify)   |                        |                        |  | 0.00                                  | 0.00                       | 0.00   | 0.00            | #DIV/0!                                |
| d-i           | <b>Sub Total(A)(2)</b>  | <b>0</b>               | <b>0</b>               | <b>0</b>                                     | <b>0.00</b>                           | <b>0.00</b>                | <b>0.00</b>  | <b>0</b>        | <b>#DIV/0!</b>                         |
|               | <b>Total Shareholding of Promoter and Promoter Group (A)= (A)(1)+(A)(2)</b> | <b>5</b>               | <b>490449</b>          | <b>490449</b>                                | <b>48.80</b>                          | <b>48.80</b>               | <b>48.80</b>   | <b>0</b>        | <b>0.00</b>                            |


  
 P. K. B.

|        |   |      |         |        |  |  |  |        |  |        |
|--------|---|------|---------|--------|--|--|--|--------|--|--------|
| (B)    | Public shareholding   |      |         |        |  |  |  |        |  |        |
| I      | Institutions  |      |         |        |  |  |  |        |  |        |
| (a)    | Mutual Funds/ UTI   | 1    | 500     |        |  |  |  | 0.05   |  | 0.05   |
| (b)    | Financial Institutions / Banks  | 1    | 200     |        |  |  |  | 0.02   |  | 0.02   |
| (c)    | Central Government/ State Government(s)   |      |         |        |  |  |  | 0.00   |  | 0.00   |
| (d)    | Venture Capital Funds   |      |         |        |  |  |  | 0.00   |  | 0.00   |
| (e)    | Insurance Companies   |      |         |        |  |  |  | 0.00   |  | 0.00   |
| (f)    | Foreign Institutional Investors   |      |         |        |  |  |  | 0.00   |  | 0.00   |
| (g)    | Foreign Venture Capital Investors   |      |         |        |  |  |  | 0.00   |  | 0.00   |
| (h)    | Any Other (specify)   |      |         |        |  |  |  | 0.00   |  | 0.00   |
| (h-i)  |   |      |         |        |  |  |  | 0.00   |  | 0.00   |
|        | Sub-Total (B)(1)  | 2    | 700     | 0      |  |  |  | 0.07   |  | 0.07   |
| B 2    | Non-institutions  |      |         |        |  |  |  |        |  |        |
| (a)    | Bodies Corporate  | 34   | 85433   | 15678  |  |  |  | 8.50   |  | 8.50   |
| (b)    | Individuals   |      |         |        |  |  |  | 0.00   |  | 0.00   |
| I      | Individuals -i. Individual shareholders holding nominal share capital up to Rs 1 lakh | 1998 | 398876  | 319576 |  |  |  | 39.69  |  | 39.69  |
| II     | ii. Individual shareholders holding nominal share capital in excess of Rs. 1 lakh.    | 2    | 28905   | 28905  |  |  |  | 2.88   |  | 2.88   |
| (c)    | Any Other (specify)   |      |         |        |  |  |  | 0.00   |  | 0.00   |
| (c-i)  | NRI's   | 6    | 637     | 537    |  |  |  | 0.06   |  | 0.06   |
| (c-ii) |   |      |         |        |  |  |  | 0.00   |  | 0.00   |
|        | Sub-Total (B)(2)  | 2040 | 513851  | 364696 |  |  |  | 51.13  |  | 51.13  |
| (B)    | Total Public Shareholding (B) = (B)(1)+(B)(2)   | 2042 | 514551  | 364696 |  |  |  | 51.20  |  | 51.20  |
|        | TOTAL (A)+(B)   | 2047 | 1005000 | 855145 |  |  |  | 100.00 |  | 100.00 |
| (C)    | Shares held by Custodians and against which Depository Receipts have been issued      |      |         |        |  |  |  |        |  |        |
| 1      | Promoter and Promoter Group   |      |         |        |  |  |  |        |  | 0.00   |
| 2      | Public  |      |         |        |  |  |  |        |  | 0.00   |
|        | Sub-Total (C)   | 0    | 0       | 0      |  |  |  |        |  | 0.00   |
|        | GRAND TOTAL (A)+(B)+(C)   | 2047 | 1005000 | 855145 |  |  |  |        |  | 100.00 |
|        |   |      |         |        |  |  |  |        |  | 0.00   |



P. K. B.

| Sr.No | Notes   |
|-------|---|
| 1     | AS REGARDS TO AMENDED CLAUSE 35, THE COMPANY HAS ONLY ONE CLASS OF EQUITY SHRES AND THERE IS NO SHARE HAVING DIFFERENTIAL VOTING RIGHT. HENCE NO SEPARATE REPORT UNDER CLAUSE 35(III)(a) IS BEING SUBMITTED |
| 2     |   |
| 3     |   |
| 4     |   |
| 5     |   |
| 6     |   |
| 7     |   |
| 8     |   |
| 9     |   |



P. K. B.

(D)(b) Statement showing holding of securities (including shares, warrants, convertible securities) of persons belonging to the category "Promoter and Promoter Group"

| Sr. No. | Name of the shareholder     | Details of Shares held |                                   | Encumbered shares (*) |                                    | Details of warrants                                    |                         | Details of convertible securities                 |                                       | Total shares (including underlying shares assuming full conversion of warrants and convertible securities) as a % of diluted share capital |   |
|---------|-----------------------------|------------------------|-----------------------------------|-----------------------|------------------------------------|--|-------------------------|---|---------------------------------------|--|---|
|         |                             | Number of shares held  | As a % of grand total (A)+(B)+(C) | No.                   | As a percentage (V)=(VI)/(III)*100 | As a % of grand total (A)+(B)+(C) of sub-clause (D)(a) | Number of warrants held | As a % total number of warrants of the same class | Number of convertible securities held |  | As a % total number of convertible securities of the same class |
| (i)     | (ii)                        | (iii)                  | (iv)                              | (v)                   | (vi)=(v)/(iii)*100                 | (vii)  | (viii)                  | (ix)  | (x)                                   | (xi)   | (xii)   |
| 1       | MR. P.K. BHARGAVA           | 49720                  | 4.95                              | 0                     | 0.00                               | 0.00   | 0                       | #DIV/0!   | 0                                     | #DIV/0!  |   |
| 2       | MR. P.K. BHARGAVA HUF       | 352906                 | 35.12                             | 0                     | 0.00                               | 0.00   | 0                       | #DIV/0!   | 0                                     | #DIV/0!  |   |
| 3       | MS. RAKSHITA BHARGAVA       | 21523                  | 2.14                              | 0                     | 0.00                               | 0.00   | 0                       | #DIV/0!   | 0                                     | #DIV/0!  |   |
| 4       | MS. RANJANA BHARGAVA        | 49000                  | 4.88                              | 0                     | 0.00                               | 0.00   | 0                       | #DIV/0!   | 0                                     | #DIV/0!  |   |
| 5       | DIATECH TOOLS INDIA P. LTD. | 17300                  | 1.72                              | 0                     | 0.00                               | 0.00   | 0                       | #DIV/0!   | 0                                     | #DIV/0!  |   |
| 6       |                             |                        |                                   |                       |                                    |  |                         |   |                                       |  |   |
|         | <b>TOTAL</b>                | <b>490449</b>          | <b>48.80</b>                      | <b>0</b>              | <b>0.00</b>                        | <b>0.00</b>  | <b>0</b>                | <b>#DIV/0!</b>                                    | <b>0</b>                              | <b>#DIV/0!</b>   | <b>0</b>  |

(\*) The term "encumbrance" has the same meaning as assigned to it in regulation 28(3) of the SAST Regulations, 2011




P. K. BHARGAVA



(D)(c)(ii) Statement showing holding of securities (including shares, warrants, convertible securities) of persons (together with PAC) belonging to the category "Public" and holding more than 5% of the total number of shares of the company


| Sr. No.      | Name(s) of the shareholder(s) and the Persons Acting in Concert (PAC) with them | Number of shares | Shares as a percentage of total number of shares {i.e., Grand Total (A)+(B)+(C) indicated in Statement at para (D)(a) above} | Details of warrants |   | Details of convertible securities     |  | Total shares (including underlying shares assuming full conversion of warrants and convertible securities) as a % of diluted share capital |
|--------------|---|------------------|--|---------------------|---|---------------------------------------|--|--|
|              |   |                  |  | Number of warrants  | As a % total number of warrants of the same class | Number of convertible securities held | % w.r.t total number of convertible securities of the same class |  |
| 1            | EMA Elektro-Maschinen Schultze GmbH & Co. **                                    | 68755            | 6.84   |                     | #DIV/0!   |                                       | #DIV/0!  |  |
| 2            | ** A Foreign Company under Liquidation  |                  | 0.00   |                     | #DIV/0!   |                                       | #DIV/0!  |  |
|              |   |                  |  |                     |   |                                       |  |  |
| <b>TOTAL</b> |   | <b>68755</b>     | <b>6.84</b>  | <b>0</b>            | <b>#DIV/0!</b>                                    | <b>0</b>                              | <b>#DIV/0!</b>   | <b>0</b>   |



(D)(d) Statement showing details of locked-in shares

NOT APPLICABLE

| Sr. No.      | Name of the shareholder | Number of locked-in shares | Locked-in shares as a percentage of total number of shares {i.e., Grand Total (A)+(B)+(C) indicated in Statement at para (D)(a) above} |
|--------------|-------------------------|----------------------------|--|
| 1            |                         |                            | 0.00   |
| <b>TOTAL</b> |                         | <b>0</b>                   | <b>0.00</b>  |

P. K. B.  





(II)(a) Statement showing details of Depository Receipts (DRs)

NOT APPLICABLE

| Sr. No.      | Type of outstanding DR (ADRs, GDRs, SDRs, etc.) | Number of outstanding DRs | Number of shares underlying outstanding DRs | Shares underlying outstanding DRs as a percentage of total number of shares {i.e., Grand Total (A)+(B)+(C) indicated in Statement at para (D)(a) above} |
|--------------|---|---------------------------|---|---|
| 1            |   |                           |   | 0.00  |
| <b>TOTAL</b> |   | <b>0</b>                  | <b>0</b>                                    | <b>0.00</b>   |

(II)(b) Statement showing holding of Depository Receipts (DRs), where underlying shares held by "promoter/promoter group" are in excess of 1% of the total number of shares NOT APPLICABLE

| Sr. No.      | Name of the DR Holder | Type of outstanding DR (ADRs, GDRs, SDRs, etc.) | Number of shares underlying outstanding DRs | Shares underlying outstanding DRs as a percentage of total number of shares {i.e., Grand Total (A)+(B)+(C) indicated in Statement at para (D)(a) above} |
|--------------|-----------------------|---|---|---|
| 1            |                       |   |   | 0.00  |
| <b>TOTAL</b> |                       |   | <b>0</b>                                    | <b>0.00</b>   |

  
P. K. B.