


**THE BOMBAY DYEING AND MANUFACTURING CO.LTD.  
SHAREHOLDING PATTERN AS ON 30.06.2015**

(I) (a) Statement showing Shareholding Pattern

SCRIP CODE : BSE : 500020; NSE : BOMDYEING; Name of the Scrip : BOMDYEING Class of Security : Equity

Quarter ended : 30th June, 2015

	Number of partly paid-up shares	As a % of total number of partly paid-up shares	As a % of total number of shares of the Company
<b>Partly paid-up shares:-</b>			
Held by Promoter/Promoter group	0	0.00	0.00
Held by Public	0	0.00	0.00
<b>Total</b>	<b>0</b>	<b>0.00</b>	<b>0.00</b>
<b>Outstanding Convertible Securities:-</b>	<b>Number of outstanding Securities</b>	<b>As a % of total No. of outstanding Convertible Securities</b>	<b>As a % of total No. of shares of the Company, assuming full conversion of the Convertible Securities</b>
Held by Promoter/Promoter group	0	0.00	0.00
Held by Public	0	0.00	0.00
<b>Total</b>	<b>0</b>	<b>0.00</b>	<b>0.00</b>
<b>Warrants:-</b>	<b>Number of warrants</b>	<b>As a % of total number of warrants</b>	<b>As a % of total number of shares of the Company, assuming full conversion of warrants</b>
Held by Promoter/Promoter group	0	0.00	0.00
Held by Public	4640	100.00	0.00
<b>Total</b>	<b>4640</b>	<b>100.00</b>	<b>0.00</b>
<b>Total paid up capital of the Company, assuming full - conversion of warrants and convertible securities }</b>	<b>206539540</b>	<b>100.00</b>	




**THE BOMBAY DYEING AND MANUFACTURING CO.LTD.**

Quarter ended 30.06.2015

Category Code	Category of Shareholder	No. of Shareholders	Total No. of shares	Number of shares held in dematerialised form	Total shareholding as a percentage of total number of shares		Shares pledged or otherwise encumbered	
					(A+B) <sup>1</sup> (VI)	(A+B+C) (VII)	Number of Shares	As a %
(1)	(II)	(III)	(IV)	(V)	(VI)	(VII)	(VIII)	(IX)=(VIII)/(IV)*100
<b>(A)</b>	<b>Promoter and Promoter Group<sup>2</sup></b>							
(1)	Indian							
(a)	Individuals/Hindu Undivided Family	8	2085453	2085453	1.02	1.01	640000	30.69
(b)	Central/State Government(s)	0	0	0	0.00	0.00	0	0.00
(c)	Bodies Corporate	23	88386097	88386097	43.38	42.79	4400000	4.98
(d)	Financial Institutions/Banks	0	0	0	0.00	0.00	0	0.00
(e)	Any Other (specify)							
	Trusts	3	1983030	1983030	0.97	0.96	0	0.00
	<b>Sub-Total (A)(1)</b>	<b>34</b>	<b>92454580</b>	<b>92454580</b>	<b>45.38</b>	<b>44.76</b>	<b>5040000</b>	<b>5.45</b>
<b>(2)</b>	<b>Foreign</b>							
(a)	Individuals (Non-Resident Individuals/ Foreign Individuals)	7	5134248	5134248	2.52	2.49	0	0.00
(b)	Bodies Corporate	2	10533790	10533790	5.17	5.10	0	0.00
(c)	Institutions	0	0	0	0.00	0.00	0	0.00
(d)	Qualified Foreign Investor	0	0	0	0.00	0.00	0	0.00
(e)	Any Other (specify)							
	<b>Sub-Total (A)(2)</b>	<b>9</b>	<b>15668038</b>	<b>15668038</b>	<b>7.69</b>	<b>7.59</b>	<b>0</b>	<b>0.00</b>
	<b>Total Shareholding of Promoter and Promoter Group (A)=(A)(1)+(A)(2)</b>	<b>43</b>	<b>108122618</b>	<b>108122618</b>	<b>53.06</b>	<b>52.35</b>	<b>5040000</b>	<b>4.66</b>



<b>(B) Public Shareholding</b>										
<b>(1) Institutions</b>										
(a)	Mutual Funds/UTI	13	10638556	10627621	5.22	5.15				
(b)	Financial Institutions/Banks	53	580723	478358	0.29	0.28				
(c)	Central Government/State Government(s)	0	0	0	0.00	0.00				
(d)	Venture Capital Funds	0	0	0	0.00	0.00				
(e)	Insurance Companies	4	8717970	8716720	4.28	4.22				
(f)	Foreign Institutional Investors	44	17167291	17163391	8.43	8.31				
(g)	Foreign Venture Capital Investors	0	0	0	0.00	0.00				
(h)	Qualified Foreign Investor	0	0	0	0.00	0.00				
(i)	Any Other- Foreign Portfolio - Corp	6	585565	585565	0.29	0.28				
	<b>Sub-Total (B)(1)</b>	<b>120</b>	<b>37690105</b>	<b>37571655</b>	<b>18.50</b>	<b>18.25</b>				<b>0</b>
<b>(2)</b>	<b>Non Institutions</b>									
(a)	Bodies Corporate	1507	9486072	9393237	4.66	4.59				
(b)	Individuals-									
	i) Individual shareholders holding nominal- share capital upto Rs. 1 lakh.	91086	41251789	36760969	20.25	19.97				
	ii) Individual shareholders holding nominal- share capital in excess of Rs. 1 lakh.	43	5259093	5133093	2.58	2.55				
(c)	Any Other (specify)									
	(i) Overseas Corporate Bodies	2	15400	0	0.01	0.01				
	(ii) Non Resident Individuals	839	1769472	1608492	0.87	0.86				
	(iii) Trusts	16	142010	142010	0.07	0.07				
	(iv) Foreign Nationals	10	18916	616	0.01	0.01				
	(v) Qualified Foreign Investor	0	0	0	0.00	0.00				
	<b>Sub-Total (B)(2)</b>	<b>93503</b>	<b>57942752</b>	<b>53038417</b>	<b>28.44</b>	<b>28.05</b>				<b>0</b>
	<b>Total Public shareholding- (B)=(B)(1)+(B)(2)</b>	<b>93623</b>	<b>95632857</b>	<b>90610072</b>	<b>46.94</b>	<b>46.30</b>				<b>0</b>
	<b>TOTAL (A)+(B)</b>	<b>93666</b>	<b>203755475</b>	<b>198732690</b>	<b>100.00</b>	<b>98.65</b>				<b>5040000</b>
(C)	Shares held by Custodians and against which Depository Receipts have been issued									
	(1) Promoter and Promoter Group	1	2730000	2730000		1.32				
	(2) Public	1	49425	32170		0.02				
	<b>GRAND TOTAL (A)+(B)+(C)</b>	<b>93668</b>	<b>206534900</b>	<b>201494860</b>		<b>100.00</b>				<b>5040000</b>
										<b>2.44</b>




*[Signature]*

**THE BOMBAY DYEING AND MANUFACTURING CO. LTD.**  
 (b) Statement showing holding of securities (including shares, warrants, convertible securities) of persons belonging to the category  
 "Promoter and Promoter Group"

SCRIP CODE : 500020

Sl. No.	Name of the shareholder	Details of Shares held		Shares pledged or otherwise encumbered	As a % of grand total (A) + (B) + (C) of sub-clause (1)(a)	Number of warrants held	Details of Warrants		Total shares (including underlying full conversion of warrants and convertible securities) as a % of diluted share capital
		Number of shares held	Shares as a percentage of total number of shares (i.e. Grand total of (A)+(B)+(C) indicated in statement at para (1)(a) above				Number of convertible securities held	As a % total number of warrants of the same class	
1	MAUREEN NUSLI WADIA -Jy. With NUSLI N WADIA	180180	0.09						0.09
2	JEHANGIR NUSLI WADIA	159000	0.08						0.08
3	JEHANGIR NUSLI WADIA	128525	0.06						0.06
4	NESS NUSLI WADIA	1151918	0.56	640000	55.56				0.56
5	NESS NUSLI WADIA	67500	0.03		0.31				0.03
6	MAUREEN NUSLI WADIA	19750	0.01						0.01
7	MAUREEN NUSLI WADIA	378080	0.18						0.18
8	N IN WADIA, ADMIN OF ESTATE OF LT. E F DINSHAW	500	0.00						0.00
		2085453	1.01						1.01
1	THE BOMBAY BURMAH TRADING CORPN. LTD.	25783320	12.48						12.48
2	THE BOMBAY BURMAH TRADING CORPN. LTD.	3000000	1.45						1.45
3	THE BOMBAY BURMAH TRADING CORPN. LTD.	861055	0.42						0.42
4	NOWROSJEE WADIA AND SONS LIMITED	3455000	1.67	450000	13.02				1.67
5	NOWROSJEE WADIA AND SONS LIMITED	2131070	1.03	600000	28.15				1.03
6	N W EXPORTS LIMITED	27771550	13.45						13.45
7	NATIONAL PEROXIDE LIMITED	1489700	0.72						0.72
8	WADIA INVESTMENTS LIMITED	419750	0.20						0.20
9	MACROFIL INVESTMENT LIMITED	409700	0.20						0.20
10	NAPEROL INVESTMENTS LIMITED	406200	0.20						0.20
11	DPI PRODUCTS AND SERVICES LIMITED	264900	0.13						0.13
12	WADIA TECHNO ENGINEERING SERVICES LIMITED	195460	0.09						0.09
13	LOTUS VINIYOG LIMITED	144680	0.07						0.07
14	N W EXPORTS LIMITED	135915	0.07						0.07
15	HAVENKORES REAL ESTATES PVT. LTD.	122640	0.06						0.06
16	AFCO INDUSTRIAL AND CHEMICALS LIMITED	59660	0.03						0.03
17	SUNFLOWER INVESTMENTS AND TEXTILES PRIVATE LTD	21709037	10.51	3350000	15.43				10.51
18	NESSVILLE TRADING PVT. LTD.	24550	0.01						0.01
19	GO AIRLINES INDIA PVT. LTD.	1000	0.00						0.00
20	GO INV. & TRADING PVT. LTD.	500	0.00						0.00
21	NIDHIVAN INV & TRADING CO.PVT.LTD	500	0.00						0.00
22	HEERA HOLDINGS & LEASING PVT. LTD.	500	0.00						0.00
23	SAHARA INVESTMENTS PVT. LTD.	500	0.00						0.00
		88386097	42.78						42.78
1	NUSLI NEVILLE WADIA (TRUST A/C) 16126887	1665500	0.81						0.81
2	NUSLI NEVILLE WADIA (TRUST A/C) 00419689	180530	0.09						0.09
3	NUSLI NEVILLE WADIA (TRUST A/C) 00419683	137000	0.07						0.07
		1983030	0.96						0.96
1	DVANA CLAIRE WADIA	1854040	0.90						0.90
2	NUSLI WADIA	1310020	0.63						0.63
3	ESTATE OF SMT BACHOOBAI WORONZOW	814030	0.39						0.39
4	NUSLI NEVILLE WADIA	567100	0.27						0.27
5	DINA NEVILLE WADIA	458220	0.22						0.22
6	ELIZABETH ANNE GUHL	81188	0.04						0.04
7	NUSLI NEVILLE WADIA -Jy. With MAUREEN N. WADIA	49650	0.02						0.02
		5134248	2.49						2.49
1	BEN NEVIS INVESTMENTS LTD	10283750	4.98						4.98
2	NEWPOINT ENTERPRISES LIMITED	250000	0.12						0.12
		10533790	5.10						5.10
	<b>TOTAL</b>	108122616	52.35	5040000	4.66	0	2.44	0.00	52.35



(I) (c) Statement showing of securities (including shares, warrants, convertible securities) of persons belonging to the category "Public" and holding more than 1% of the total number of shares


Sr.No.	Name of the shareholder	Number of shares held	Shares as a percentage of total number of shares (i.e. Grand total of (A)+(B)+(C) Indicated in statement at para (I)(a) above	Quarter ended 30.06.15	
				Details of warrants	Details of convertible securities
				Number of warrants held	Number of convertible securities held
1	RELIANCE CAPITAL TRUSTEE COMPANY LIMITED A/C RELIANCE GROWTH FUND	9449811	4.56		4.56
2	LIFE INSURANCE CORPORATION OF INDIA	8618784	3.20		3.20
3	MORGAN STANLEY ASIA (SINGAPORE) PTE	8222539	3.96		3.96
4	THE ORIENTAL INSURANCE COMPANY LIMITED	2097436	1.02		1.02
	<b>TOTAL</b>	<b>28388870</b>	<b>12.78</b>		<b>12.78</b>

(I) (c) (II) Statement showing holding of securities (including shares, warrants, convertible securities) of persons (together with PAC) belonging to the category "Public" and holding more than 5% of the total number of shares of the Company

Sr.No.	Name of the shareholder(s) and the persons Acting in Concert (PAC) with them	Number of shares held	number of shares (i.e. Grand total of (A)+(B)+(C) indicated in statement at para (I)(a) above	Quarter ended 30.06.15	
				Details of warrants	Details of convertible securities
				Number of warrants held	Number of convertible securities held
	NIL	NIL	NIL		
	<b>TOTAL</b>	<b>NIL</b>	<b>NIL</b>		

(I) (d) Statement showing details of locked-in shares

Sr.No.	Name of the shareholder	Category of shareholders	Number of locked-in shares as a percentage of total	number of shares (i.e. Grand Total of (A)+(B)+(C) indicated in Statement at para (I)(a) above}	Quarter ended 30.06.2015	
					Locked-in shares as a percentage of total	number of shares (i.e. Grand Total of (A)+(B)+(C) indicated in Statement at para (I)(a) above}
		Promoters/Public				
		<b>TOTAL</b>				



**THE BOMBAY DYEING AND MANUFACTURING CO.LTD.**  
**Quarter ended 30.06.2015**

**(II) (a) Statement showing details of Depository Receipts (DRs)**

Sr.No.	Type of outstanding DR (ADRs, GDRs, SDRs. Etc.)	Number of outstanding DRs	Number of shares underlying outstanding DRs	Shares underlying outstanding DRs as a percentage of total number of shares {i.e. Grand Total of (A)+(B)+(C) indicated in Statement at para (I)(a) above}
1	GDRs	555885	2779425	1.35
	<b>TOTAL</b>	<b>555885</b>	<b>2779425</b>	<b>1.35</b>

**(II) (b) Statement showing holding of Depository Receipts (DRs), where underlying shares held by "Promoter/Promoter Group" are in excess of 1% of the total number of shares**

Sr.No.	Name of the DR holder.	Type of outstanding DR (ADRs, GDRs, SDRs. etc.)	Number of shares underlying outstanding DRs	Shares underlying outstanding DRs as a percentage of total number of shares {i.e. Grand Total of (A)+(B)+(C) indicated in Statement at para (I)(a) above}
1	Naira Holdings Ltd.		2730000	1.32
	<b>TOTAL</b>	<b>546000</b>	<b>2730000</b>	<b>1.32</b>

