

Introductory sub-table (I)(a)

Name of the Company: UNIMIN INDIA LIMITED
Scrip Code, Name of the scrip, class of security: 530321
Quarter ended: 31/03/2015

Partly paid-up shares:-	No. of partly paid-up shares	As a % of total no. of partly paid-up shares	As a % of total no. of shares of the company
Held by promoter/promoter group	NIL	NIL	NIL
Held by public	NIL	NIL	NIL
Total - D	NIL	NIL	NIL


Outstanding convertible securities:-	No. of outstanding securities	As a % of total no. of outstanding convertible securities	As a % of total no. of shares of the company, assuming full conversion of the convertible securities
Held by promoter/promoter group	NIL	NIL	NIL
Held by public	NIL	NIL	NIL
Total - E	NIL	NIL	NIL

Warrants:-	No. of warrants	As a % of total no. of warrants	As a % of total no. of shares of the company, assuming full conversion of warrants
Held by promoter/promoter group	NIL	NIL	NIL
Held by public	NIL	NIL	NIL
Total - F	NIL	NIL	NIL

Total paid-up capital of the company, assuming full conversion of warrants and convertible securities

20175172

N. Balakrishna




Company Name: UNIMIN INDIA LIMITED

Statement Showing Shareholding Pattern

Table (I)(a)

Category code	Category of Shareholder	Number of Shareholders	Total number of shares	Number of shares held in dematerialized form	Total shareholding as a percentage of total number of shares		Shares Pledged or otherwise encumbered	
					As a percentage of (A+B)1 (VI)	As a percentage of (A+B+C) (VII)	Number of shares (VIII)	As a percentage (IX) = (VIII)/(IV)*100
(I)	(II)	(III)	(IV)	(V)	(VI)	(VII)	(VIII)	(IX)
(A)	Shareholding of Promoter and Promoter Group2							
	1 Indian							
(a)	Individuals/ HUF	12	5257369	3497749	26.06	26.06	40000	0.46
(b)	Central Govt./ State Govt.(s)	0	0	0	0.00	0.00	0	0.00
(c)	Bodies Corporate	18	4283356	1500	21.23	21.23	3979356	39.71
(d)	Financial Institutions/ Banks	0	0	0	0.00	0.00	0	0.00
(e)	Any Others(Specify)							
(e-i)	Directors	4	465302	462902	2.31	2.31	0	0.00
(e-ii)	Directors				0.00	0.00	0	0.00
	Sub Total(A)(1)	34	10006027	3962151	49.60	49.60	4019356	40.17
	2 Foreign							
a	Individuals (NRI/Foreign Individu	0	0	0	0.00	0.00	0	0.00
b	Bodies Corporate	0	0	0	0.00	0.00	0	0.00
c	Institutions	0	0	0	0.00	0.00	0	0.00
d	Qualified Foreign Investor	0	0	0	0.00	0.00	0	0.00
e	Any Others(Specify)	0	0	0	0.00	0.00	0	0.00
	Sub Total(A)(2)	0	0	0	0.00	0.00	0	0.00
	Total Shareholding of Promote	34	10006027	3962151	49.60	49.60	4019356	40.17
(B)	Public shareholding							
	1 Institutions							
(a)	Mutual Funds/ UTI	0	0	0	0.00	0.00	0	0.00
(b)	Financial Institutions / Banks	6	1800	0	0.01	0.01	0	0.00
(c)	Central Government/ State Govern	0	0	0	0.00	0.00	0	0.00
(d)	Venture Capital Funds	0	0	0	0.00	0.00	0	0.00
(e)	Insurance Companies	0	0	0	0.00	0.00	0	0.00
(f)	Foreign Institutional Investors	0	0	0	0.00	0.00	0	0.00
(g)	Foreign Venture Capital Investors	0	0	0	0.00	0.00	0	0.00
(h)	Qualified Foreign Investor	0	0	0	0.00	0.00	0	0.00
(i)	Any Other (specify)	0	0	0	0.00	0.00	0	0.00
	Sub-Total (B)(1)	6	1800	0	0.01	0.01	0	0.00
	B 2 Non-Institutions							
(a)	Bodies Corporate	88	1255026	724026	6.22	6.22	0	0.00
(b)	Individuals							
I	Ind-Hold nominal shr capital upto	11145	4049063	2180886	20.07	20.07	0	0.00
II	Ind-Hold nominal shr capital in ex	61	4554447	4533747	22.57	22.57	0	0.00
(c)	Qualified Foreign Investor	0	0	0	0.00	0.00	0	0.00
(d)	Any Other (specify)							
(d-i)	Others	0	0	0	0.00	0.00	0	0.00
(d-ii)	Clearing member	1	1100	1100	0.01	0.01	0	0.00
(d-iii)	NRIs	176	307209	50609	1.52	1.52	0	0.00
(d-iv)	NRI Corp Bodies	0	0	0	0.00	0.00	0	0.00
(d-v)	Foreign Corp Bodies (Including FC	0	0	0	0.00	0.00	0	0.00
(d-vi)	Customers	0	0	0	0.00	0.00	0	0.00
(d-vii)	Suppliers	0	0	0	0.00	0.00	0	0.00
(d-viii)	Foreign Nationals	0	0	0	0.00	0.00	0	0.00
(d-ix)	Trusts	1	500	500	0.00	0.00	0	0.00
(d-x)	Foreign (Promoters)	0	0	0	0.00	0.00	0	0.00
(d-xi)	Directors	0	0	0	0.00	0.00	0	0.00
(d-xii)	Directors Relatives	0	0	0	0.00	0.00	0	0.00
(d-xiii)	Foreign Individuals (Including FDI	0	0	0	0.00	0.00	0	0.00
	Sub-Total (B)(2)	11472	10167345	7490868	50.40	50.40	0	0.00
(B)	Total Public Shareholding (B)=	11478	10169145	7490868	50.40	50.40	0	0.00
	TOTAL (A)+(B)	11512	20175172	11453019	100.00	100.00	4019356	40.17
(C)	Shares held by Custodians and against which Depository Receipts have been issued							
1	Promoter and Promoter Group	0	0	0	0.00	0.00	0	0.00
2	Public -	0	0	0	0.00	0.00	0	0.00
	Sub-Total (C)	0	0	0	0.00	0.00	0	0.00
	GRAND TOTAL (A)+(B)+(C)	11512	20175172	11453019	100.00	100.00	4019356	40.17



Sr.No. Notes

- 1
- 2
- 3
- 4
- 5
- 6
- 7
- 8
- 9




V. Bakshi

(I) (t Statement showing holding of securities (including shares, warrants, convertible securities) of persons belonging to the category "Promoter and Promoter Group"

Sr. No.	Name of the shareholder	Details of Shares held		Encumbered shares (*)			Details of warrants		Details of convertible securities		Total shares (including underlying shares assuming full conversion of warrants and convertible securities) as a % of diluted share capital
		Number of shares held	As a % of grand total (A)+(B)+(C)	No.	As a percentage	As a % of grand total (A)+(B)+(C) of sub-clause (I)(a)	Number of warrants held	As a % Total Number of warrants of the same Class	Number of convertible securities held	As a % Total Number of convertible securities of the same Class	
(I)	(II)	(III)	(IV)	(V)	(VI)	(VII)	(VIII)	(IX)	(X)	(XI)	(XII)
1	AKITA INVESTME	3600	0.02	0	0.00	0.00	0	0.00	0	0.00	0.00
2	AKITA INVESTME	91900	0.46	91900	100.00	0.46	0	0.00	0	0.00	0.00
3	ARYA PLAST PVT	83500	0.41	83500	100.00	0.41	0	0.00	0	0.00	0.00
4	ASIKA INVESTMI	3600	0.02	0	0.00	0.00	0	0.00	0	0.00	0.00
5	ASIKA INVESTMI	91900	0.46	91900	100.00	0.46	0	0.00	0	0.00	0.00
6	DEVYANI FINANC	91900	0.46	91900	100.00	0.46	0	0.00	0	0.00	0.00
7	DEVYANI FINANC	3800	0.02	0	0.00	0.00	0	0.00	0	0.00	0.00
8	GATITA FINANCE	83500	0.41	83500	100.00	0.41	0	0.00	0	0.00	0.00
9	GIRISH SAREEN	464000	2.30	0	0.00	0.00	0	0.00	0	0.00	0.00
10	HORLICK EXPOR	17100	0.09	16700	97.66	0.08	0	0.00	0	0.00	0.00
11	J B S BAKSHI HL	248400	1.23	40000	16.10	0.20	0	0.00	0	0.00	0.00
12	J B S BAKSHI KA	8400	0.04	0	0.00	0.00	0	0.00	0	0.00	0.00
13	JANG BAHADUR	26400	0.13	0	0.00	0.00	0	0.00	0	0.00	0.00
14	JANG BAHADUR	2300	0.01	0	0.00	0.00	0	0.00	0	0.00	0.00
15	JASBIR KAUR BA	436502	2.16	0	0.00	0.00	0	0.00	0	0.00	0.00
16	JASBIR SINGH	100	0.00	0	0.00	0.00	0	0.00	0	0.00	0.00
17	JEET BAHADUR S	300	0.00	0	0.00	0.00	0	0.00	0	0.00	0.00
18	JEET BAHADUR S	16700	0.08	0	0.00	0.00	0	0.00	0	0.00	0.00
19	JEET BAHADUR S	100900	0.50	0	0.00	0.00	0	0.00	0	0.00	0.00
20	JEET BAHADUR S	2043213	10.13	0	0.00	0.00	0	0.00	0	0.00	0.00
21	JEET BAKSHI	65000	0.32	0	0.00	0.00	0	0.00	0	0.00	0.00
22	JEET BAKSHI	3800	0.02	0	0.00	0.00	0	0.00	0	0.00	0.00
23	JEET BAKSHI	516120	2.56	0	0.00	0.00	0	0.00	0	0.00	0.00
24	JIT FAMILY TRUS	1454536	7.21	0	0.00	0.00	0	0.00	0	0.00	0.00
25	KLEEN TRADING	83500	0.41	83500	100.00	0.41	0	0.00	0	0.00	0.00
26	KURALI CONSUL	1491456	7.39	1409356	94.49	6.99	0	0.00	0	0.00	0.00
27	MALA SAREEN	336000	1.67	0	0.00	0.00	0	0.00	0	0.00	0.00
28	RIKS DATA EXPC	1704000	8.45	1610000	94.48	7.98	0	0.00	0	0.00	0.00
29	SIRASE INVESTM	83500	0.41	83500	100.00	0.41	0	0.00	0	0.00	0.00
30	SUKARA FINANC	50100	0.25	50100	100.00	0.25	0	0.00	0	0.00	0.00
31	TAJ EXIM INTERI	1500	0.01	0	0.00	0.00	0	0.00	0	0.00	0.00
32	ZEAL PACKAGING	83500	0.41	83500	100.00	0.41	0	0.00	0	0.00	0.00
33	ZULEKHA TRADII	297000	1.47	200000	67.34	0.99	0	0.00	0	0.00	0.00
34	ZULEKHA TRADII	18000	0.09	0	0.00	0.00	0	0.00	0	0.00	0.00
TOTAL		10006027	49.60	4019356	40.17	19.92	0	0.00	0	0.00	0.00

(*) The term "encumbrance" has the same meaning as assigned to it in regulation 28(3) of the SAST Regulations, 2011




N. Bahshi

(I)(c) Statement showing holding of securities (including shares, warrants, convertible securities) of persons belonging to the category "Public" and holding more than 1% of the total number of shares

Sr. No.	Name of the shareholder	Number of shares held	Shares as a percentage of total number of shares (i.e., Grand Total (A)+(B)+(C) indicated in Statement at para (I)(a) above}	Details of warrants		Details of		Total shares (including underlying shares assuming full Conversion of warrants and convertible securities) as a % of diluted share capital
				Number of warrants held	As a % Total Number of warrants of the same Class	Number of convertible securities held	As a % Total Number of convertible securities of the same Class	
1	PRATIM RAMAN PATEL	443739	2.20	0	0.00	0.00	0	0.00
2	RAJ KUMAR	2551638	12.65	0	0.00	0.00	0	0.00
3	UNIPLAS INDIA LTD	500000	2.48	0	0.00	0.00	0	0.00
TOTAL		3495377	17.32	0	0.00	0.00	0	0.00


Abalshi



(I)(c)(i) Statement showing holding of securities (including shares, warrants, convertible securities) of persons (together with PAC) belonging to the category "Public" and holding more than 5% of the total number of shares of the company


Sr. No.	Name(s) of the shareholder(s) and the Persons Acting in Concert (PAC) with them	Number of shares	Shares as a percentage of total number of shares (i.e., Grand Total (A)+(B)+(C) indicated in Statement at	Details of warrants		Details of convertible		Total shares (including underlying shares assuming full Conversion of warrants and convertible securities) as a %
				Number of warrants	As a % Total Number of warrants of the same Class	Number of convertible securities held	% w.r.t Total Number of convertible securities of the same Class	
1	RAJ KUMAR	2551638	12.65	0	0.00	0	0.00	0.00
	TOTAL	2551638	12.65	0	0.00	0	0.00	0.00

Rabali



(I)(d) Statement showing details of locked-in shares

Sr. No.	Name of the shareholder	Number of locked-in shares	Locked-in shares as a percentage of total number of shares (i.e., Grand Total (A)+(B)+(C) indicated in Statement at para (I)(a) above)	Promoter / Promoter Group / Public
1		0		0.00
	TOTAL	0		0.00



(II)(a) Statement showing details of Depository Receipts (DRs)

Sr. No.	Type of outstanding DR (ADRs, GDRs, SDRs, etc.)	Number of outstanding DRs	Number of shares underlying outstanding DRs	Shares underlying outstanding DRs as a percentage of total number of shares {i.e., Grand Total (A)+(B)+(C) indicated in Statement at para (I)(a) above}
1	TOTAL	0	0	0

V. Balakrishna



UNIMINDIA LIMITED
INDIA

(II)(b) Statement showing holding of Depository Receipts (DRs), where underlying shares held by 'promoter/promoter group' are in excess of 1% of the total number of shares

Sr. No.	Name of the DR Holder	Type of outstanding DR (ADRs, GDRs, SDRs, etc.)	Number of shares underlying outstanding DRs	Shares underlying outstanding DRs as a percentage of total number of shares (i.e., Grand Total (A)+(B)+(C) indicated in Statement at para (I)(a) above)
1	TOTAL		0 0	0 0

7/4/2011

