



RTS Power Corporation Limited

Regd. Office : 56, Netaji Subhas Road, Kolkata - 700 001, © : 2242 6025, 2242-6054, Fax : 033 2242 6732

E-mail : H.O. : kolkata@rtspower.com, headoffice@rtspower.com, Works : dhulagori@rtspower.com / jaipur@rtspower.com

CIN No. L17232WB1947PLC016105, Website : www.rtspower.com


Works : Jaipur © : (0141) 233 0405 □ Agra © : (0562) 2641413 □ Kolkata © : (033) 98300 70057 / 98300 70074

1. Annexure -I of Clause 41

Rs in lakhs


Statement of audited Standalone and Consolidated Results for the year ended 31st March,2015

PART I	PARTICULARS	STANDALONE				CONSOLIDATED	
		QUARTER ENDED		YEAR ENDED		YEAR ENDED	
		31.03.2015	31.12.2014	31.03.2014	31.03.2015	31.03.2014	31.03.2015
SI No		Audited	Unaudited	Audited	Audited	Audited	Audited
1	Income from Operations						
	a) Net Sales / Income from Operations (Net of Excise Duty)	5504.09	4137.74	4814.82	16713.65	13912.92	16876.82
	b) Other Operating Income	139.98	71.98	118.93	371.07	289.43	443.88
	Total Income from Operations (Net)	5644.07	4209.72	4933.75	17084.72	14202.35	17320.70
2	Expenses						
	a) Cost of Materials Consumed	3456.75	3241.67	4156.25	12024.48	11838.28	12204.05
	b) Purchases of Stock in Trade	0.00	0.00	0.00	0.00	4.92	0.00
	c) Changes in Inventories of Finished Goods Work in Progress and Stock -in -Trade	808.85	-59.49	-728.20	1033.51	-1044.32	937.08
	d) Employee Benefit Expenses	48.85	47.80	52.00	194.40	182.31	214.90
	e) Depreciation and Amortisation Expense	48.66	34.87	37.41	152.66	148.09	181.45
	f) Other expenses	957.62	645.43	833.10	2563.76	2207.46	2608.47
	Total Expenses	5320.73	3910.28	4350.56	15968.81	13336.74	16145.95
3	Profit/(Loss) from Operations before Other Income, Finance Costs and Exceptional Items (1-2)	323.34	299.44	583.19	1115.91	865.61	1174.75
4	Other Income	68.03	24.87	39.68	129.96	87.84	130.66
5	Profit / (Loss) from ordinary activities before Finance Costs and Exceptional Items (3+4)	391.37	324.31	622.87	1245.87	953.45	1305.41
6	Finance Costs	235.86	283.79	258.17	1102.23	938.76	1102.23
7	Profit / (Loss) from ordinary activities after Finance Costs but before Exceptional Items (5-6)	155.51	40.52	364.70	143.64	14.69	203.18
	Exceptional Items						
8	Non Recurring Item : Transitional Provision For Depreciation as per Schedule II to the Companies Act 2013	18.82	0.00	0.00	18.82	0.00	18.82
9	Profit / (Loss) from Ordinary Activities Before Tax (7+8)	136.69	40.52	364.70	124.82	14.69	184.36
10	Tax Expense	62.12	0.00	2.89	62.12	2.89	62.12
11	Net Profit / (Loss) from Ordinary Activities After Tax (9-10)	74.57	40.52	361.81	62.70	11.80	122.24
12	Extraordinary Items (Net of Tax Expense - Rs NIL)	0.00	0.00	0.00	0.00	0.00	0.00
13	Net Profit / (Loss) for the Period (11-12)	74.57	40.52	361.81	62.70	11.80	122.24
14	Share of Profit/(Loss) of Associates	0.00	0.00	0.00	0.00	0.00	0.00
15	Minority Interest	0.00	0.00	0.00	0.00	0.00	-0.04
16	Net Profit / (Loss) after Taxes, Minority Interests and Share of Profit / (Loss) of Associates (13+14+15)	74.57	40.52	361.81	62.70	11.80	122.20
17	Paid Up Equity Share Capital (Face Value Rs 10/- per Share fully paid up)	816.85	816.85	816.85	816.85	816.85	816.85
18	Reserves excluding Revaluation Reserves as per Balance Sheet	3643.92		3581.21	3643.92	3581.21	3696.34
19 i	Earnings Per Share (before Extraordinary Items) (of Rs 10/-each) (not annualised)						
	a) Basic	0.91	0.50	4.43	0.77	0.14	1.50
	b) Diluted	0.91	0.50	4.43	0.77	0.14	1.50
19 ii	Earnings Per Share (after Extraordinary Items) (of Rs 10/-each) (not annualised)						
	a) Basic	0.91	0.50	4.43	0.77	0.14	1.50
	b) Diluted	0.91	0.50	4.43	0.77	0.14	1.50




PART II

Sl No	PARTICULARS	QUARTER ENDED			YEAR ENDED	
		31.03.2015	31.12.2014	31.03.2014	31.03.2015	31.03.2014
SELECT INFORMATION for the year ended 31.03.2015						
A	PARTICULARS OF SHAREHOLDING					
1	Public Shareholding -					
	Number of Shares	3095770	3503419	3503419	3095770	3503419
	Percentage of Shareholding	37.90%	42.89%	42.89%	37.90%	42.89%
2	Promoters and Promoter Group Shareholding					
	a) Pledged/Encumbered					
	Number of Shares	NIL	NIL	NIL	NIL	NIL
	Percentage of Shares (as a % of the total shareholding of Promoter and Promoter Group)	NIL	NIL	NIL	NIL	NIL
	Percentage of Shares (as a % of the total Share Capital of the Company)	NIL	NIL	NIL	NIL	NIL
	b) Non-Encumbered					
	Number of Shares	5,072,730	4,665,081	4,665,081	5,072,730	4,665,081
	Percentage of Shares (as a % of the total shareholding of Promoter and Promoter Group)	100%	100%	100%	100%	100%
	Percentage of Shares (as a % of the total Share Capital of the Company)	62.10%	57.11%	57.11%	62.10%	57.11%
B	INVESTOR COMPLAINTS					
	Pending at the beginning of the Quarter	NIL	NIL	NIL	NIL	NIL
	Received during the Quarter	NIL	NIL	NIL	NIL	NIL
	Disposed of during the Quarter	NIL	NIL	NIL	NIL	NIL
	Remaining Unresolved at the end of the Quarter	NIL	NIL	NIL	NIL	NIL



Statement of Assets and Liabilities		STANDALONE		CONSOLIDATED	
		Year Ended 31.03.2015	Year Ended 31.03.2014	Year Ended 31.03.2015	Year Ended 31.03.2014
Particulars		AUDITED	AUDITED	AUDITED	AUDITED
EQUITY AND LIABILITIES					
Shareholders' Funds					
	(a) Share Capital	816.85	816.85	816.85	816.85
	(b) Reserves and Surplus	3643.92	3581.22	3696.34	3573.52
	Sub Total - Shareholders' Funds	4460.77	4398.07	4513.19	4390.37
Minority Interest					
		0.00	0.00	0.35	0.00
Non -Current Liabilities					
	(a) Long Term Borrowings	124.18	119.33	124.18	119.33
	(b) Deferred Tax Liabilities (Net)	106.29	69.17	106.29	69.17
	(c) Other Long Term Liabilities	0.00	0.00	0.00	0.00
	(d) Long Term Provisions	30.85	36.84	30.85	36.84
	Sub Total - Non -Current Liabilities	261.32	225.34	261.67	225.34
Current Liabilities					
	(a) Short Term Borrowings	4381.62	3927.47	4381.62	3927.47
	(b) Trade Payables	7800.70	8139.18	7799.49	8140.08
	(c) Other Current Liabilities	424.76	394.17	721.44	394.17
	(d) Short Term Provisions	33.37	27.21	33.37	27.21
	Sub Total - Current Liabilities	12640.45	12488.03	12935.92	12488.93
TOTAL - EQUITY AND LIABILITIES		17362.54	17111.44	17710.78	17104.64
ASSETS					
Non Current Assets					
(a) Fixed Assets					
	i) Tangible Assets	1428.09	1364.99	1564.15	1364.99
	ii) Intangible Assets - Goodwill	0.00	0.00	0.57	0.00
	iii) Capital Work in Progress	0.00	85.26	0.00	85.26
	(b) Non Current Investments -Long Term	176.87	156.96	3.71	3.71
	(c) Long Term Loans and Advances	58.92	101.48	58.92	101.48
	(d) Other Non Current Assets	94.43	178.80	94.43	322.66
	Sub Total - Non Current Assets	1758.31	1887.49	1721.78	1878.10
Current Assets					
	(a) Inventories	3719.86	4845.48	3860.57	4845.48
	(b) Trade Receivables	9296.29	8730.69	9348.38	8730.69
	(c) Cash and Bank Balances				
	(i) Cash and Cash Equivalents	894.29	251.77	1063.16	257.19
	(ii) Other Bank Balances	691.32	471.15	691.32	471.16
	(d) Short Term Loans and Advances	976.11	919.88	999.21	917.04
	(e) Other Current Assets	26.36	4.98	26.36	4.98
	Sub Total - Current Assets	15604.23	15223.95	15989.00	15226.54
TOTAL ASSETS		17362.54	17111.44	17710.78	17104.64



Audited Segmentwise Revenue, Results and Capital Employed for the year ended 31.03.2015

Sl No	PARTICULARS	STANDALONE					CONSOLIDATED	
		QUARTER ENDED			YEAR ENDED		YEAR ENDED	
		31.03.2015 Audited	31.12.2014 Unaudited	31.03.2014 Audited	31.03.2015 Audited	31.03.2014 Audited	31.03.2015 Audited	31.03.2014 Audited
1	Segment Revenue							
	a) Transformers	5,150.20	3,538.92	4,186.72	15,221.02	10,467.14	15,457.01	10,467.14
	b) Cable Conductor	484.90	662.74	731.22	1,797.10	3,620.65	1,797.10	3,620.65
	c) Wind Energy	8.97	8.06	15.81	66.60	114.56	66.60	114.56
	d) Unallocated	-	-	-	-	-	-	-
	Total :-	5,644.07	4,209.72	4,933.75	17,084.72	14,202.35	17,320.71	14,202.35
	Less: Inter Segment Revenue	-	-	-	-	-	-	-
	Net Sales/ Income from Operations :-	5,644.07	4,209.72	4,933.75	17,084.72	14,202.35	17,320.71	14,202.35
2	Segment Results							
	a) Transformers	142.07	497.97	641.56	1,296.93	1,019.89	1,367.62	1,019.89
	b) Cable Conductor	272.28	73.81	116.65	153.96	169.39	153.96	169.39
	c) Wind Energy	1.84	4.73	2.39	0.64	33.65	0.64	33.64
	d) Unallocated	-	-	-	-	-	-	-
	Total :-	412.51	419.43	755.82	1,450.25	1,222.93	1,520.94	1,222.92
	Less: (i) Interest Expense	235.86	283.79	258.17	1,102.23	938.76	1,102.23	938.90
	(ii) Other Unallocable Expenditure	49.59	119.99	148.06	289.60	332.75	301.45	336.77
	(iii) Unallocable Income	28.45	24.87	15.11	85.22	63.27	85.92	63.28
	Total Profit before Exceptional Items	155.51	40.52	364.70	143.64	14.69	203.18	10.53
	(iv) Non Recurring Items	18.82	-	-	18.82	-	18.82	-
	Total Profit Before Tax :-	136.69	40.52	364.70	124.82	14.69	184.36	10.53
	Tax Expense :-	62.12	-	2.89	62.12	2.89	62.12	2.89
	Total Profit After Tax :-	74.57	40.52	361.81	62.70	11.80	122.24	7.64
	Less: Share Of Minority	-	-	-	-	-	0.04	-
	Profit for the year	74.57	40.52	361.81	62.70	11.80	122.20	7.64
3	Capital Employed (Segment Assets - Segment Liabilities)							
	a) Transformers	5,544.62	4,712.51	5,154.50	5,544.62	5,154.50	5,574.72	5,154.50
	b) Cable Conductor	822.70	2,085.23	1,307.81	822.70	1,307.81	822.70	1,307.81
	c) Wind Energy	372.87	368.33	349.33	372.87	349.33	372.87	349.33
	d) Unallocated Corporate	2,279.42	2,782.18	2,413.57	2,279.42	2,413.57	2,257.10	2,421.28
	Total Capital Employed :-	4,460.77	4,383.89	4,398.07	4,460.77	4,398.07	4,513.19	4,390.36

Notes:

- The above audited Results, Statement of Assets and Liabilities and Segmentwise Revenue, Results and Capital Employed for the year ended on 31st March, 2015 have been reviewed by the Audit Committee and taken on record by the Board of Directors of the Company in the Board Meeting held on 30th May, 2015.
- The Board of Directors has proposed to retain entire Profit in Reserves & Surplus for expansion and further growth of the Company and therefore, has not recommended payment of any Dividend for the Year inspite of Profit.
- In the audited Standalone Results the figures for the last quarter ended on 31st March, 2015 are the balancing figures between the audited figures in respect of the full Financial Year ended on 31st March, 2015 and the published year to date figures up to the third quarter of the Financial Year ended on 31st December 2014.
- The consolidated Financial Results for the year ended on 31st March, 2015 have been prepared taking into account audited Standalone Financial Results of the Company and audited Financial Results of its Wholly-owned Subsidiary Company, Blue Nile Projects Limited, Hong Kong and its Step-down Subsidiary, ABAY Energy Private Limited Company, Ethiopia. Consolidated Financial Results for the year ended on 31st March, 2015 will not be fully comparable i.e. like to like basis with that of the year ended on 31st March, 2014 which consists of the Standalone Financial Results of the Company and its Wholly owned Subsidiary Blue Nile Projects Limited, Hong Kong only as ABAY Energy Private Limited Company, Ethiopia was not its Step-down Subsidiary as on 31st March, 2014.
- As it was notified at the time of publication of the Results for the third Quarter ended on 31st December, 2014 the Company made necessary application to The Calcutta Stock Exchange Limited (CSE) for voluntary delisting of its Shares listed with CSE in compliance with the Securities and Exchange Board of India (Delisting of Securities) Guidelines, 2009. By this step, the Company can save cost of listing compliances which appeared unnecessary in view of non trading of Shares in CSE for a long time. Accordingly, CSE has delisted the Company's Shares with effect from 13th March 2015. However the Company's Shares continue to be listed with BSE Limited.
- Pursuant to the enactment of Companies Act 2013, the Company has applied the useful life as specified in Schedule II. Accordingly the unamortised carrying value of fixed assets has been depreciated / amortised over the revised / remaining useful life. The written down value of Fixed Assets whose useful life has expired as at 1st April 2014 amounting to Rs. 18,81,679/- has been charged to Statement of Profit and Loss. Due to change in useful life of fixed assets as per Schedule II to the Companies Act, 2013, depreciation for the year is higher by Rs. 12,38,231/- and profit before tax for the year is lower by Rs. 12,38,231/-.
- Figures for the previous periods have been re-classified/re-arranged/ re-grouped, wherever necessary, to correspond with the current period's classification/disclosure.

PLACE: KOLKATA
DATE: 30th May, 2015



For RTS Power Corporation Limited

R. Bhutoria
Rajendra Bhutoria
Whole-time Director