


TIN No. 33980 640189  
CST No. 33316 dt. 1.6.84  
CIN No. L15511TN1983PLC010313  
"EMPEE TOWER"  
59 HARRIS ROAD  
PUDUPET, CHENNAI - 600 002.



Tel : 28531111, 28522510, 28523514  
28413151, 28413161, 28413191

Fax : 91 - 44 - 28555163

E-mail : info@empeegroup.co.in

9.9.2017

National Stock Exchange of India Ltd,  
Exchange Plaza,  
Bandra Kurla Complex,  
Mumbai - 400 051.

Bombay Stock Exchange Limited  
P. J. Towers  
Dalal Street,  
Mumbai 400 001.

Dear Sirs,

**Sub: Outcome of the Board meeting.- Unaudited Financial Results for the quarter ended 30.6.2017.**


The Board of Directors at their meeting held on 9.9.2017 have approved the Un-audited Financial Results for the quarter ended 30<sup>th</sup> June 2017.

The copy of the Unaudited Financial Results along with Limited Review Report is enclosed.

The Meeting started at 3.15 p.m. and concluded at 4.00 p.m. today. We request you to place the above information on your web-site.

Thanking you

Yours faithfully  
For Empee Distilleries Ltd

  
R. Venkatesh  
Company Secretary

Encl:a/a

# EMPEE DISTILLERIES LIMITED

CIN: L15511TN1983PLC010313

Regd. Office : Empee Tower, No.59, Harris Road, Pudupet, Chennai - 600 002.

## Statement of Un-audited Financial Results for the Quarter ended 30th June 2017.

| PART I |   | Rs. in lakhs               |                         |                            |                        |
|--------|---|----------------------------|-------------------------|----------------------------|------------------------|
|        |   | Standalone                 |                         |                            |                        |
| S.No.  | Particulars   | Quarter ended              |                         |                            | Year ended             |
|        |   | 30.06.2017<br>(Un-audited) | 31.03.2017<br>(Audited) | 30.06.2016<br>(Un-audited) | 31.3.2017<br>(Audited) |
| I      | Revenue from Operations   | 14,557.27                  | 18,661.15               | 9,303.80                   | 50,121.75              |
| II     | Other Income  | 28.46                      | 14.95                   | 6.53                       | 38.72                  |
|        | <b>Total income (I+II)</b>  | <b>14,585.73</b>           | <b>18,676.10</b>        | <b>9,310.33</b>            | <b>50,160.47</b>       |
| III    | <b>Expenses</b>   |                            |                         |                            |                        |
|        | (a) Cost of materials consumed  | 4,108.66                   | 6,388.33                | 3,532.38                   | 17,550.90              |
|        | (b) Purchases of stock-in-trade   |                            | -                       |                            | -                      |
|        | (c) Changes in inventories of finished goods, work-in-progress and stock-in-trade | 63.05                      | (551.88)                | (568.99)                   | (866.04)               |
|        | (d) Employee benefits expense   | 427.26                     | 654.05                  | 429.60                     | 2,014.86               |
|        | (e) Finance Cost  | 811.88                     | 936.81                  | 682.88                     | 3,035.63               |
|        | (f) Depreciation and amortisation expense   | 314.35                     | 236.24                  | 340.39                     | 1,257.39               |
|        | (g) Other expenses  | 9,375.75                   | 11,681.31               | 5,669.40                   | 30,546.61              |
|        | <b>Total expenses (IV)</b>  | <b>15,100.95</b>           | <b>19,344.86</b>        | <b>10,085.66</b>           | <b>53,539.35</b>       |
| V      | <b>Profit / (Loss) before exceptional items and tax (I-IV)</b>                    | <b>-515.22</b>             | <b>-668.77</b>          | <b>-775.33</b>             | <b>-3,378.88</b>       |
| VI     | Exceptional Items   | -                          | 2,062.27                | -                          | 2,062.27               |
| VII    | <b>Profit / (Loss) before Tax (V-VI)</b>  | <b>-515.22</b>             | <b>-2,731.04</b>        | <b>-775.33</b>             | <b>-5,441.15</b>       |
| VIII   | Tax Expense   |                            |                         |                            |                        |
|        | (1) Current Tax   | -                          | (2,068.99)              | -239.58                    | -2906.40               |
|        | (2) Deferred Tax  |                            |                         |                            |                        |
| IX     | <b>Profit / (Loss) for the period from continuing operations (VII - VIII)</b>     | <b>(515.22)</b>            | <b>(662.05)</b>         | <b>(535.75)</b>            | <b>(2,534.74)</b>      |
| X      | <b>Profit / (Loss) from discontinued operations</b>                               | -                          | -                       | -                          | -                      |
| XI     | Tax Expense of Discontinued Operations  | -                          | -                       | -                          | -                      |
| XII    | <b>Profit / (Loss) from Discontinued operations (after tax)</b>                   | -                          | -                       | -                          | -                      |
| XIII   | <b>Profit / (Loss) for the period (IX +XIII)</b>                                  | <b>-515.22</b>             | <b>-662.05</b>          | <b>-535.75</b>             | <b>-2,534.74</b>       |
| XIV    | Other Comprehensive Income  |                            |                         |                            |                        |
|        | A (i) Items that will not be reclassified to Profit & Loss                        | -                          | -                       | -                          | -                      |
|        | (ii) Income-Tax relating to items that will not be reclassified to profit or loss | -                          | -                       | -                          | -                      |
|        | B (i) Items that will be reclassified to Profit or Loss                           | -                          | -                       | -                          | -                      |
|        | (ii) Income-Tax relating to items that will be reclassified to profit or loss     | -                          | -                       | -                          | -                      |
|        | <b>Earnings per equity Share (for continuing operations)</b>                      |                            |                         |                            |                        |
|        | (1) Basic   | (2.55)                     | (3.52)                  | -2.82                      | (17.78)                |
|        | (2) Diluted   | (2.55)                     | (3.48)                  | -2.82                      | (13.33)                |



**EMPEE DISTILLERIES LIMITED**

CIN: L15511TN1883PLC010313

Regd. Office : Empee Tower, No.59, Harris Road, Pudupet, Chennai - 600 002.

-2-

| PART II  | Particulars  | Standalone                 |                         |                            |                        |
|----------|--|----------------------------|-------------------------|----------------------------|------------------------|
|          |  | Quarter ended              |                         |                            | Year Ended             |
|          |  | 30.06.2017<br>(Un-audited) | 31.03.2017<br>(Audited) | 30.06.2016<br>(Un-audited) | 31.3.2017<br>(Audited) |
| <b>A</b> | <b>PARTICULARS OF SHAREHOLDING</b>   |                            |                         |                            |                        |
| <b>1</b> | <b>Public shareholding</b>   |                            |                         |                            |                        |
|          | - Number of shares   | 8,503,069                  | 8,503,069               | 7,336,209                  | 8,503,069              |
|          | - Percentage of shareholding   | 42.14                      | 42.14                   | 38.59                      | 42.14                  |
| <b>2</b> | <b>Promoters and Promoter Group Shareholding</b>   |                            |                         |                            |                        |
|          | a) Pledged / Encumbered  |                            |                         |                            |                        |
|          | - Number of shares   | 11,662,674                 | 11,662,674              | 2,030,897                  | 11,662,674             |
|          | - Percentage of shares (as a % of the total shareholding of promoter and promoter group)     | 99.91                      | 99.91                   | 17.40                      | 99.91                  |
|          | - Percentage of shares (as a % of the total share capital of the company)                    | 57.81                      | 57.81                   | 10.68                      | 57.81                  |
|          | b) Non - encumbered  |                            |                         |                            |                        |
|          | - Number of shares   | 10,010                     | 10,010                  | 9,641,787                  | 10,010                 |
|          | - Percentage of shares (as a % of the total shareholding of the Promoter and Promoter group) | 0.09                       | 0.09                    | 82.60                      | 0.09                   |
|          | - Percentage of shares (as a % of the total share capital of the company)                    | 0.05                       | 0.05                    | 50.72                      | 0.05                   |

**Segment wise Revenue, Results and Capital Employed along with the quarterly results**

| Particulars  | Standalone                 |                         |                            |                        |
|--|----------------------------|-------------------------|----------------------------|------------------------|
|  | Quarter ended              |                         |                            | Year ended             |
|  | 30.06.2017<br>(Un-audited) | 31.03.2017<br>(Audited) | 30.06.2016<br>(Un-audited) | 31.3.2017<br>(Audited) |
| <b>1. Segment Revenue</b><br>(net sale/income from each segment should be disclosed under this head) |                            |                         |                            |                        |
| (a) Segment – Indian Made Foreign Liquor   | 14,051.64                  | 17,879.09               | 9,221.07                   | 47,573.77              |
| (b) Segment – IAP  | 505.63                     | 584.41                  | 7.49                       | 2,171.68               |
| (c) Segment – Power  | -                          | 197.64                  | 75.24                      | 376.30                 |
| (d) Segment – Beer   |                            |                         |                            |                        |
| (e) Segment – Hotel  |                            |                         |                            |                        |
| (f) Unallocated  |                            |                         |                            |                        |
| <b>Total</b>   | <b>14,557.27</b>           | <b>18,661.14</b>        | <b>9,303.80</b>            | <b>50,121.75</b>       |
| Less: Inter Segment Revenue  |                            |                         |                            |                        |
| <b>Net sales/income From Operations</b>  | <b>14,557.27</b>           | <b>18,661.14</b>        | <b>9,303.80</b>            | <b>50,121.75</b>       |
| <b>2. Segment Results (Profit)(+)/ Loss (-) before tax and interest from Each segment)</b>           |                            |                         |                            |                        |
| (a) Segment – Indian Made Foreign Liquor   | 501.13                     | 945.28                  | 237.34                     | 1,572.62               |
| (b) Segment – IAP  | (161.07)                   | (827.50)                | (340.07)                   | (2,037.59)             |
| (c) Segment – Power  | (43.39)                    | 150.25                  | 10.28                      | 121.72                 |
| (d) Segment – Beer   | -                          | -                       | -                          | -                      |
| (e) Segment – Hotel  | -                          | -                       | -                          | -                      |
| (f) Unallocated  | -                          | -                       | -                          | -                      |
| <b>Total</b>   | <b>296.67</b>              | <b>268.03</b>           | <b>(92.45)</b>             | <b>(343.25)</b>        |
| Less: (i) Interest   | 811.88                     | 936.81                  | 682.88                     | 3,035.63               |
| (ii) Other Un-allocable Expenditure net off (loss on sale of investments)                            | -                          | 2,062.27                | -                          | 2062.27                |
| (iii) Un-allocable income  | -                          | -                       | -                          | -                      |
| <b>Total Profit Before Tax</b>   | <b>(515.21)</b>            | <b>(2,731.05)</b>       | <b>(775.33)</b>            | <b>(5,441.15)</b>      |
| <b>3 Segment Assets</b>  |                            |                         |                            |                        |
| (a) Segment – Indian Made Foreign Liquor   | 47230.54                   | 46911.43                | 39682.56                   | 46911.43               |
| (b) Segment – IAP  | 8081.81                    | 8079.03                 | 9917.53                    | 8079.03                |
| (c) Segment – Power  | 3769.34                    | 3292.10                 | 637.18                     | 3292.10                |
| (d) Segment – Beer   | 0.00                       | 0.00                    | 0.00                       | 0.00                   |
| (e) Segment – Hotel  | 0.00                       | 0.00                    | 0.00                       | 0.00                   |
| (f) Unallocated  | 4701.53                    | 4701.53                 | 9532.80                    | 4701.53                |
| <b>Total</b>   | <b>63783.22</b>            | <b>62984.09</b>         | <b>59770.07</b>            | <b>62984.09</b>        |
| <b>3 Segment Liabilities</b>   |                            |                         |                            |                        |
| (a) Segment – Indian Made Foreign Liquor   | 29534.39                   | 27907.29                | 19697.00                   | 27907.29               |
| (b) Segment – IAP  | 5616.46                    | 5900.26                 | 3455.88                    | 5900.26                |
| (c) Segment – Power  | 478.83                     | 507.79                  | 319.52                     | 507.79                 |
| (d) Segment – Beer   | 0.00                       | 0.00                    | 0.00                       | 0.00                   |
| (e) Segment – Hotel  | 0.00                       | 0.00                    | 0.00                       | 0.00                   |
| (f) Unallocated  |                            |                         |                            |                        |
| <b>Total</b>   | <b>35,629.68</b>           | <b>34,315.34</b>        | <b>23,472.40</b>           | <b>34,315.34</b>       |



## EMPEE DISTILLERIES LTD


---

### Notes:

- 1.The above audited financial results for the quarter ended 30.06.2017 have been reviewed by the Audit Committee and approved by the Board at its meetings held on 09 09 2017.
2. The Company operates IMFL, IAP and Power segments and segmental accounts are given in the financial results.
3. Previous period(s) figures have been regrouped wherever necessary.
4. As reported in segment results, the 60 KLPD Grain based Alcohol unit at Choutkur, Andhra Pradesh has not performed well due to non-availability of grains during the period under review.
- 5.The Company's power plant at Aranthangi could not be operated due to Restrictive Measures in force as exercised by TNEB during the quarter ended 30 06 2017.
- 6.The Company has incurred loss for the quarter/year ended 30.06.2017 due to 1) Non-availability of sufficient grains to operate 60 KLPD Grain based Alcohol Unit at Choutkur, Telangana, 2) Due to closure of 3000 retail shops in Tamilnadu and Tamil Nadu Govt's stand about sale of IMFL products and 3) Power Plant at Aranthangi could not be operated for reasons as stated at Sl.no. 5 above.
- 7 Union Bank of India filed a case before DRT, Chennai in terms of Section 13(4) SARFAESI Act for non-payment of dues pertaining to Choutkur unit, and the Company has taken necessary steps to file its counter. In the meanwhile the Company is in discussion with UBI for restructuring the loan.

Place: Chennai  
Date : 9.9.2017

For Empee Distilleries Ltd



Nisha Purushothaman  
Joint Managing Director





# VENKATESH & CO

Chartered Accountants

**Limited Review Report on Quarterly Standalone Financial Results of Empee Distilleries Limited pursuant to the Regulation 33 of the SEBI (Listing Obligations and Disclosure Requirements) Regulations, 2015**

To the Board of Directors,

**Empee Distilleries Limited**

We have reviewed the accompanying statement of unaudited standalone financial results of **EMPEE DISTILLERIES LIMITED** (the Company) for the quarter ended June 30, 2017 (the Statement), being submitted by the Company pursuant to the requirements of Regulation 33 of the Securities and Exchange Board of India (Listing Obligations and Disclosure Requirements) Regulations, 2015 as modified by Circular No. CIR/CFD/FAC/62/2016 dated July 5, 2016 (Listing Regulations).

This statement, which is the responsibility of the Company's Management and has been approved by the Board of Directors in their meeting held on 09th September 2017. Our responsibility is to issue a report on the Statement based on our review.

We conducted our review in accordance with the Standard on Review Engagement (SRE) 2410, 'Review of Interim Financial Information Performed by the Independent Auditor of the Entity', issued by the Institute of Chartered Accountants of India. This standard requires that we plan and perform the review to obtain moderate assurance as to whether the financial results are free of material misstatements. A review is limited primarily to inquiries of Company personnel and analytical procedures applied to financial data and thus provide less assurance than an audit. We have not performed an audit and accordingly, we do not express an audit opinion.


***The accounts for the quarter ended 30<sup>th</sup> June 2017 have been compiled by the company in accordance with IGAAP (Indian Generally Accepted Accounting Principles). However, as per SEBI notification it is mandatory for listed entities to draw up the accounts as per "Ind AS" (Indian Accounting Standards). The Company is yet to comply with the same.***

Based on our review conducted as above and subject to non-compliance with IND-AS the impact of which on financial statements is not ascertained, Nothing has come to our attention that causes us to believe that the accompanying statement of unaudited standalone financial results prepared in accordance with applicable Indian Generally Accepted Accounting Principles ('IGAAP') prescribed under Section 133 of the Companies Act, 2013 read with relevant rules issued there under and other recognized accounting practices and policies has not disclosed the information required to be disclosed in terms of Regulation 33 of the SEBI (Listing Obligations and Disclosure Requirements) Regulations, 2015 and SEBI Circular dated 5 July 2016 including the manner in which it is to be disclosed, or that it contains any material misstatement.

for Venkatesh and Co,

Chartered Accountants

Fr.No 004636S

  
**CA Dasaraty V**

M.No 026336

Partner



Place: Chennai

Date: 09/09/2017

SRI RANGA, New No.151, Mambalam High Road, T.Nagar, Chennai - 600 017.

Telefax : 2814 4763/64/65/66 Email : venkateshandco@gmail.com