


Introductory sub-table (I)(a)

Name of the Company: A2Z INFRA ENGINEERING LIMITED (Formerly A2Z Maintenance & Engineering Services Ltd.)			
Scrip Code 533292, Name of the scrip A2ZINFRA, class of security: B			
Quarter Ended: June 30, 2015			
Partly paid-up shares:-	No. of partly paid-up shares	As a % of total no. of partly paid-up shares	As a % of total no. of shares of the company
Held by promoter/promoter group	0	0	0
Held by public	0	0	0
Total - D	0	0	0
Outstanding convertible securities:-	No. of outstanding securities	As a % of total no. of outstanding convertible securities	As a % of total no. of shares of the company, assuming full conversion of the convertible securities
Held by promoter/promoter group	0	0	0
Held by public	0	0	0
Total - E	0	0	0
Warrants:-	No. of warrants	As a % of total no. of warrants	As a % of total no. of shares of the company, assuming full conversion of warrants
Held by promoter/promoter group	0	0	0
Held by public	0	0	0
Total - F	0	0	0
Total paid-up capital of the company, assuming full conversion of warrants and convertible securities	108717694 EquityShares of F.V. Rs. 10/-		100




Statement Showing Shareholding Pattern

Category code	Category of Shareholder	Number of Shareholders	Table I(a)		Total shareholding as a percentage of total number of shares	As a percentage of (A+B) ¹	As a percentage of (A+B+C)	Shares Pledged or otherwise encumbered	As a percentage
			Total number of shares	Number of shares held in dematerialized form					
(I)	(II)	(III)	(IV)	(V)	(VI)	(VII)	(VIII)	(IX) = (VIII)/(IV) * 100	
(A)	Shareholding of Promoter and Promoter Group²								
1	Indian								
(a)	Individuals/ Hindu Undivided Family	5	43403640	43403640	39.92	39.92	40227301	92.68	
(b)	Central Government/ State Government(s)	0	0	0	0.00	0.00	0	0.00	
(c)	Bodies Corporate	2	24111000	24111000	22.18	22.18	1911000	7.93	
(d)	Financial Institutions/ Banks	0	0	0	0.00	0.00	0	0.00	
(e)	Any Others(Specify)	0	0	0	0.00	0.00	0	0.00	
(e-i)		0	0	0	0.00	0.00	0	0.00	
(e-ii)		0	0	0	0.00	0.00	0	0.00	
	Sub Total(A)(1)	7	67514640	67514640	62.10	62.10	42138301	62.41	
2	Foreign								
a	Individuals (Non-Residents' Individuals/ Foreign Individuals)	0	0	0	0.00	0.00	0	0.00	
b	Bodies Corporate	0	0	0	0.00	0.00	0	0.00	
c	Institutions	0	0	0	0.00	0.00	0	0.00	
d	Qualified Foreign Investor	0	0	0	0.00	0.00	0	0.00	
e	Any Others(Specify)	0	0	0	0.00	0.00	0	0.00	
e-i		0	0	0	0.00	0.00	0	0.00	
e-ii		0	0	0	0.00	0.00	0	0.00	
	Sub Total(A)(2)	0	0	0	0.00	0.00	0	0.00	
	Total Shareholding of Promoter and Promoter Group (A) = (A)(1)+(A)(2)	7	67514640	67514640	62.10	62.10	42138301	62.41	
(B)	Public shareholding						NA	NA	
1	Institutions								
(a)	Mutual Funds/ UTI	0	0	0	0.00	0.00			
(b)	Financial Institutions/ Banks	0	0	0	0.00	0.00			
(c)	Central Government/ State Government(s)	0	0	0	0.00	0.00			
(d)	Venture Capital Funds	0	0	0	0.00	0.00			
(e)	Insurance Companies	0	0	0	0.00	0.00			
(f)	Foreign Institutional Investors	1	170000	170000	0.16	0.16			
(g)	Foreign Venture Capital Investors	1	5449627	5449627	5.01	5.01			
(h)	Qualified Foreign Investor	0	0	0	0.00	0.00			
(i)	Any Other (specify)	0	0	0	0.00	0.00			
(i-i)					0.00	0.00			
(i-ii)					0.00	0.00			
	Sub-Total (B)(1)	2	5619627	5619627	5.17	5.17			

Handwritten signature: J. K. Stages


B 2	Non-institutions					
(a)	Bodies Corporate	589	7444616	7444616	6.85	6.85
(b)	Individuals					
I	Individuals -i. Individual shareholders holding nominal share capital up to Rs 1 lakh	26583	15281322	15273825	14.06	14.06
II	ii. Individual shareholders holding nominal share capital in excess of Rs. 1 lakh.	326	10938594	10938594	10.06	10.06
(c)	Qualified Foreign Investor	0	0	0	0.00	0.00
(d)	Any Other (specify)					
(d-i)	Non Resident Indian	250	1918895	1918895	1.77	1.77
(d-ii)					0.00	0.00
(d-iii)					0.00	0.00
	Sub-Total (B)(2)	27748	35583427	35575930	32.73	32.73
(B)	Total Public Shareholding (B)= (B)(1)+(B)(2)	27750	41203054	41195557	37.90	37.90
	TOTAL (A)+(B)	27757	108717694	108710197	100.00	100.00
(C)	Shares held by Custodians and against which Depository Receipts have been issued					
1	Promoter and Promoter Group	0	0	0	0	0
2	Public	0	0	0	0	0
	Sub-Total (C)	0	0	0	0	0
	GRAND TOTAL (A)+(B)+(C)	27757	108717694	108710197	100.00	100.00



(I)(b) Statement showing holding of securities (including shares, warrants, convertible securities) of persons belonging to the category "Promoter and Promoter Group"											
Sr. No.	Name of the shareholder	Details of Shares held		Encumbered shares (*)			Details of warrants		Details of convertible securities		Total shares (including underlying shares assuming full conversion of warrants and convertible securities) as a % of diluted share capital
		Number of shares held	As a % of grand total (A) + (B) + (C)	No.	As a percentage	As a % of grand total (A)+(B)+(C) of sub-clause (I)(a)	Number of warrants held	As a % total number of warrants of the same class	Number of convertible securities held	As a % total number of convertible securities of the same class	
(I)	(II)	(III)	(IV)	(V)	(VI)=(V)/(III)*100	(VII)	(VIII)	(IX)	(X)	(XI)	(XII)
1	Amit Mittal	39057301	35.93	39057301	100.00	35.93	0	0	0	0	35.93
2	Babita Shrivswaroop Gupta	1230155	1.13	0	0.00	0.00	0	0	0	0	1.13
3	Dipali Mittal	1170000	1.08	1170000	100.00	1.08	0	0	0	0	1.08
4	Priva Goel	10382	0.01	0	0.00	0.00	0	0	0	0	0.01
5	Shrivswaroop Gupta (HUF)	1935802	1.78	0	0.00	0.00	0	0	0	0	1.78
6	Devdhar Trading and Consultants Pvt. Ltd.	1911000	1.76	1911000	100.00	1.76	0	0	0	0	1.76
7	Mestic Consultants Private Limited	22200000	20.42								20.42
TOTAL		67514640	62.10	42138301	62.41	38.76	0	0	0	0	62.10

(* The term "encumbrance" has the same meaning as assigned to it in regulation 28(3) of the SAST Regulations, 2011

(I)(c)(i) Statement showing holding of securities (including shares, warrants, convertible securities) of persons belonging to the category "Public" and holding more than 1% of the total number of shares								
Sr. No.	Name of the shareholder	Number of shares held	Shares as a percentage of total number of shares (i.e., Grand Total (A)+(B)+(C) Indicated in Statement at para (I)(a) above)	Details of warrants		Details of convertible		Total shares (including underlying shares assuming full conversion of warrants and convertible securities) as a % of diluted share capital
				Number of warrants held	As a % total number of warrants of the same class	Number of convertible securities held	% w.r.t total number of convertible securities of the same class	
1	Beacon India Investors Ltd	5449627	5.01	0	0	0	0	5.01
TOTAL		5449627	5.01	0	0	0	0	5.01



(I)(c)(ii) Statement showing holding of securities (including shares, warrants, convertible securities) of persons (together with PAC) belonging to the category "Public" and holding more than 5% of the total number of shares of the company

Sr. No.	Name(s) of the shareholder(s) and the Persons Acting in Concert (PAC) with them	Number of shares	Shares as a percentage of total number of shares (i.e., Grand Total (A)+(B)+(C) Indicated in Statement at para (I)(a) above)	Details of warrants		Details of convertible securities		Total shares (Including underlying shares assuming full conversion of warrants and convertible securities) as a % of diluted share capital
				Number of warrants	As a % total number of warrants of the same class	Number of convertible securities held	% w.r.t total number of convertible securities of the same class	
1	Beacon India Investors Ltd	5449627	5.01	0	0	0	0	5.01
Total		5449627	5.01	0	0	0	0	5.01

(I)(d) Statement showing details of locked-in shares

Sr. No.	Name of the shareholder	Number of locked-in shares	Locked-in shares as a percentage of total number of shares (i.e., Grand Total (A)+(B)+(C) Indicated in Statement at para (I)(a) above)	Category of Shareholders (Promoters/Public)
1	Amit Mittal	27202301	25.02	Promoter
2	Metric Consultants Private Limited	22200000	20.42	Promoter

(II)(a) Statement showing details of Depository Receipts (DRs)

Sr. No.	Type of outstanding DR (ADRs, GDRs, SDRs, etc.)	Number of outstanding DRs	Number of shares underlying outstanding DRs	Shares underlying outstanding DRs as a percentage of total number of shares (i.e., Grand Total (A)+(B)+(C) Indicated in Statement at para (I)(a) above)
	NA	NA	NA	NA

(II)(b) Statement showing holding of Depository Receipts (DRs), where underlying shares held

by "promoter/promoter group" are in excess of 1% of the total number of shares

Sr. No.	Name of the DR Holder	Type of outstanding DR (ADRs, GDRs, SDRs, etc.)	Number of shares underlying outstanding DRs	Shares underlying outstanding DRs as a percentage of total number of shares (i.e., Grand Total (A)+(B)+(C) Indicated in Statement at para (I)(a) above)
	NA	NA	NA	NA

