



| Category code | Category of shareholder | Number of shareholders | Total number of shares | Number of shares held in dematerialised form | Total shareholding of total number of shares | | Shares pledged or otherwise encumbered | | |
|-----------------------|---|------------------------|------------------------|--|--|------------------------------------|--|--|--|
| | | | | | As a percentage of (A+B) (VI) | As a percentage of (A+B+C+D) (VII) | | | |
| (I) | (II) | (III) | (IV) | (V) | (VI) | (VII) | (VIII) | As a percentage (IX) = (VIII)/(IV)*100 | |
| (A) | Shareholding of Promoter and Promoter Group | | | | | | | | |
| 1 Indian | | | | | | | | | |
| (a) | Individuals/Hindu Undivided Family | 0 | 0 | 0 | 0.0000 | 0.0000 | 0 | | |
| (b) | Central Government/State Government(s) | 1 | 4671634652 | 4671634652 | 61.4090 | 60.1799 | 0 | 0.0000 | |
| (c) | Bodies Corporate | 0 | 0 | 0 | 0.0000 | 0.0000 | 0 | | |
| (d) | Financial Institutions / Banks | 0 | 0 | 0 | 0.0000 | 0.0000 | 0 | | |
| (e) | Any Other (specify) | 0 | 0 | 0 | 0.0000 | 0.0000 | 0 | | |
| (e)(i) | | 0 | 0 | 0 | 0.0000 | 0.0000 | 0 | | |
| (e)(ii) | | 0 | 0 | 0 | 0.0000 | 0.0000 | 0 | | |
| | Sub Total (A)(1) | 1 | 4,671,634,652 | 4,671,634,652 | 61.4090 | 60.1799 | 0.0000 | 0.0000 | |
| 2 Foreign | | | | | | | | | |
| (a) | Individuals (Non-Resident Individuals/Foreign Individuals) | 0 | 0 | 0 | 0.0000 | 0.0000 | 0 | | |
| (b) | Bodies Corporate | 0 | 0 | 0 | 0.0000 | 0.0000 | 0 | | |
| (c) | Institutions | 0 | 0 | 0 | 0.0000 | 0.0000 | 0 | | |
| (d) | Qualified Foreign Investor | 0 | 0 | 0 | 0.0000 | 0.0000 | 0 | | |
| (e) | Any Other (specify) | 0 | 0 | 0 | 0.0000 | 0.0000 | 0 | | |
| e-i | | 0 | 0 | 0 | 0.0000 | 0.0000 | 0 | | |
| e-ii | | 0 | 0 | 0 | 0.0000 | 0.0000 | 0 | | |
| | Sub Total (A)(2) | 0 | 0 | 0 | 0.0000 | 0.0000 | 0.0000 | 0.0000 | |
| | Total Shareholding of Promoter and Promoter Group (A)=(A)(1)+(A)(2) | 1 | 4,671,634,652 | 4,671,634,652 | 61.4090 | 60.1799 | 0.0000 | 0.0000 | |
| (B) | Public shareholding | | | | | | | | |
| 1 Institutions | | | | | | | | | |
| (a) | Mutual Funds/UTI | 72 | 427,454,895 | 427,178,095 | 5.6189 | 5.5065 | N.A | N.A | |
| (b) | Financial Institutions / Banks | 57 | 18,964,943 | 18,842,043 | 0.2493 | 0.2443 | | | |
| (c) | Central Government/State Government(s) | 5 | 2,043,987 | 824,407 | 0.0269 | 0.0263 | | | |
| (d) | Venture Capital Funds | 0 | 0 | 0 | 0.0000 | 0.0000 | | | |



| | | | | | | | | |
|----------|--|-----------|---------------|---------------|----------|---------|-----|-----|
| (e) | Insurance Companies | 8 | 976,707,334 | 976,695,834 | 12.8389 | 12.5819 | | |
| (f) | Foreign Institutional Investors | 669 | 805,077,861 | 804,058,111 | 10.5828 | 10.3710 | | |
| (g) | Foreign Venture Capital Investors | 0 | 0 | 0 | 0.0000 | 0.0000 | | |
| (h) | Qualified Foreign Investor | 0 | 0 | 0 | 0.0000 | 0.0000 | | |
| (i) | Any Other (specify) | 0 | 0 | 0 | 0.0000 | 0.0000 | | |
| (i-i) | | 0 | 0 | 0 | 0.0000 | 0.0000 | | |
| (i-ii) | | 0 | 0 | 0 | 0.0000 | 0.0000 | | |
| | Sub Total (B)(1) | 811 | 2,230,249,020 | 2,227,598,490 | 29.3168 | 28.7300 | | |
| 2 | Non-institutions | | | | | | | |
| (a) | Bodies Corporate | 4,469 | 189,988,810 | 189,299,480 | 2.4974 | 2.4474 | | N.A |
| (b) | Individuals | | | | | | | |
| i) | Individuals - shareholders holding nominal share capital up to Rs 1 Lakh | 1,402,027 | 461,450,349 | 374,388,217 | 6.0658 | 5.9444 | | |
| ii) | Individual shareholders holding nominal share capital in excess of Rs. 1 Lakh | 50 | 14,562,975 | 14,562,975 | 0.1914 | 0.1876 | | |
| (c) | Qualified Foreign Investor | 0 | 0 | 0 | 0.0000 | 0.0000 | | |
| (d) | Any Other (specify) | 0 | 0 | 0 | 0.0000 | 0.0000 | | |
| (d-i) | Non Resident Indian | 15,099 | 13,947,026 | 13,784,336 | 0.1833 | 0.1797 | | |
| (d-ii) | Trusts | 154 | 17,026,228 | 16,743,808 | 0.2238 | 0.2193 | | |
| (d-iii) | OCB | 3 | 10,000 | 6,000 | 0.0001 | 0.0001 | | |
| (d-iv) | Foreign National | 5 | 6,500 | 6,500 | 0.0001 | 0.0001 | | |
| (d-v) | Foreign Body Corporates | 8 | 2,385,483 | 2,385,483 | 0.0314 | 0.0307 | | |
| (d-vi) | Clearing Member | 492 | 6,146,939 | 6,146,939 | 0.0808 | 0.0792 | | |
| | Sub Total (B)(2) | 1,422,307 | 705,524,310 | 617,323,738 | 9.2742 | 9.0886 | | |
| | Total Public Shareholding (B)=(B)(1)+(B)(2) | 1,423,118 | 2,935,773,330 | 2,844,922,228 | 38.5910 | 37.8186 | N.A | N.A |
| | Total (A+B) | 1,423,119 | 7,607,407,982 | 7,516,556,880 | 100.0000 | 97.9985 | | |
| (C) | Shares held by Custodians and against which Depository Receipts have been issued | | | | | | | |
| i) | Promoter and Promoter Group | 0 | 0 | 0 | xxxx | 0.0000 | N.A | N.A |
| ii) | Public | 1 | 155,369,060 | 155,369,060 | xxxx | 2.0015 | N.A | N.A |
| | Sub Total (C) | 1 | 155,369,060 | 155,369,060 | 0.0000 | 2.0015 | N.A | N.A |
| (D) | Others | 0 | 0 | 0 | 0.0000 | 0.0000 | | |



| | | | | | | | | |
|------------|---|-----------|---------------|---------------|---------------|----------|-----|--------|
| | GRAND TOTAL (A)+(B)+(C)+(D) | 1,423,120 | 7,762,777,042 | 7,671,925,940 | xxxx | 100.0000 | N.A | 0.0000 |
| (1)(b) | Promoter and Promoter Group | | | | 4,671,634,652 | 60.1799 | | |
| (1)(c)(i) | Public holding more than 1% of the total number of shares | | | | 1,034,395,782 | 13.3251 | | |
| (1)(c)(ii) | Public holding more than 5% of the total number of shares | | | | 875,120,767 | 11.2735 | | |
| (ii)(a) | Depository Receipts (DRs) | | | | 155,369,060 | 2.0014 | | |
| (ii)(b) | Holding of Depository Receipts (DRs) more than 1% of the total number of shares | | | | 0 | 0.0000 | | |
| (1)(d) | Locked in Shares | | | | 4,671,634,652 | 60.1799 | | |




(I)(b) Statement showing holding of securities (including shares, warrants, convertible securities) of persons belonging to the category "Promoter and Promoter Group"

MAINMENU

30-Sep-2015

| Sr. No. | DP ID | Client Id | Name of the shareholder | Details of Shares held | | Encumbered shares (*) | | | Details of warrants | | Details of convertible securities | | Total shares (including underlying shares assuming full conversion of warrants and convertible securities) as a % of diluted share capital | No of Folios | PAN No. |
|---------|----------|-----------|-------------------------|------------------------|---------------------------------------|-----------------------|--|--|-------------------------|---|---------------------------------------|---|--|--------------|---------|
| | | | | No. of Shares held | As a % of grand total (A) + (B) + (C) | No. | As a percentage (VI) = (V) / (III) * 100 | As a % of grand total (A) + (B) + (C) of sub-clause (I)(a) | Number of warrants held | As a % total number of warrants of the same class | Number of convertible securities held | As a % total number of convertible securities of the same class | | | |
| (I) | | | (II) | (III) | (IV) | (V) | (VI) = (V) / (III) * 100 | (VII) | (VIII) | (IX) | (X) | (XI) | (XII) | | |
| 1 | 13019300 | 00307638 | PRESIDENT OF INDIA | 4671634652 | 60.1799 | 0 | 0.0000 | 0.0000 | 0.0000 | 0.0000 | 0 | 0.0000 | 0.0000 | 1 | |
| TOTAL | | | | 4671634652 | 60.1799 | 0 | 0.0000 | 0.0000 | 0 | 0.0000 | 0 | 0.0000 | 0.0000 | 1 | |



(I)(c)(i) Statement showing holding of securities (including shares, warrants, convertible securities) of persons belonging to the category "Public" and holding more than 1% of the total number of shares

30-Sep-2015

MAINMENU

| Sr. No. | DP ID | Client Id | Name of the shareholder | Number of shares held | Shares as a percentage of total number of shares {i.e., Grand Total (A)+(B)+(C)+(D) indicated in Statement at para (I)(a) above} | Details of warrants | | Details of convertible securities | | Total shares (including underlying shares assuming full conversion of warrants and convertible securities) as a % of diluted share capital | No of Folios | Pan No. |
|--------------|----------|-----------|---|-----------------------|--|-------------------------|---|---------------------------------------|--|--|--------------|------------|
| | | | | | | Number of warrants held | As a % total number of warrants of the same class | Number of convertible securities held | % w.r.t total number of convertible securities of the same class | | | |
| 1 | IN300812 | 10000012 | LIFE INSURANCE CORPORATION OF INDIA | 875120767 | (A) | 0 | 0.0000 | 0 | 0.0000 | (D)=(A)+(B)+(C)+(D) | 55 | AAACL0682H |
| 2 | IN300054 | 10009095 | HDFC TRUSTEE COMPANY LIMITED-HDFC EQUITY FUND | 159275015 | 2.0518 | 0 | 0.0000 | 0 | 0.0000 | | 36 | AAATH1809A |
| TOTAL | | | | 1034395782 | 13.3251 | 0 | 0.0000 | 0 | 0.0000 | | 91 | |



MAINMENU

(1)(c)(ii) Statement showing holding of securities (including shares, warrants, convertible securities) of persons (together with PAC) belonging to the category "Public" and holding more than 5% of the total number of shares of th 30-Sep-2015

| Sr. No. | DP ID | Client Id | Name(s) of the shareholder(s) and the Persons Acting in Concert (PAC) with them | Number of shares | Shares as a percentage of total number of shares (i.e., Grand Total (A)+(B)+(C)+(D) indicated in Statement at para (1)(a) above} | Details of warrants | | Details of convertible securities | | Total shares (including underlying shares assuming full conversion of warrants and convertible securities) as a % of diluted share capital | No of Folios | Pan No. |
|--------------|----------|-----------|---|------------------|--|-------------------------|---|---------------------------------------|--|--|--------------|------------|
| | | | | | | Number of warrants held | As a % total number of warrants of the same | Number of convertible securities held | % w.r.t total number of convertible securities of the same class | | | |
| 1 | IN300812 | 10000012 | LIFE INSURANCE CORPORATION OF INDIA | 875120767 | 11.2733 | 0 | 0.0000 | 0 | 0.0000 | 0.0000 | 55 | AAACL0592H |
| TOTAL | | | | 875120767 | 11.2733 | 0 | 0.0000 | 0 | 0.0000 | 0.0000 | 55 | |




(II)(a) Statement showing details of Depository Receipts (DRs)

MAINMENU

30-Sep-2015

| Sr. No. | Type of outstanding DR (ADRs, GDRs, SDRs, etc.) | Number of outstanding DRs | Number of shares underlying outstanding DRs | Shares underlying outstanding DRs as a percentage of total number of shares {i.e., Grand Total} | No of Folios | Pan No. |
|--------------|---|---------------------------|---|---|--------------|---------|
| 1 | GDR | 15536906 | 155369060 | 2.0015 | 2 | |
| TOTAL | | 15536906 | 155369060 | 2.0015 | 2 | |



MAINMENU
(II)(a) Statement showing details of Depository Receipts (DRs)

30-Sep-2015

| Sr. No. | DP ID | Client Id | Name of the shareholder | No. of Shares held | % To Capital | No of Ffolios | PAN No. |
|--------------|----------|-----------|-----------------------------|--------------------|---------------|---------------|------------|
| 1 | IN301348 | 10000174 | THE BANK OF NEW YORK MELLON | 76924570 | 0.9909 | 1 | AACCT2969G |
| 2 | 16014300 | 00000307 | THE BANK OF NEW YORK | 78444490 | 1.0105 | 1 | AACCT2969G |
| TOTAL | | | | 155369060 | 2.0014 | 2 | |



MAINMENU

(II)(b) Statement showing Holding of Depository Receipts (DRs), where underlying shares held by 'promoter / promoter group' are in excess of 1% of the total number of shares 30-Sep-2015

| Sr. No. | DP ID | Client Id | Name of the DR Holder | Type of outstanding DR (ADRs, GDRs, SDRs, etc.) | Number of shares underlying outstanding DRs | Shares underlying outstanding DRs as a percentage of total number of shares {i.e., Grand Total | No of Folios | Pan No. |
|---------|-------|-----------|-----------------------|---|---|--|--------------|---------|
| TOTAL | | | | 0 | 0 | 0 | 0 | |



MAINMENU

(II)(b) Statement showing Holding of Depository Receipts (DRs), where underlying shares held by 'promoter / promoter group' are in excess of 1% of the total number of shares 30-Sep-2015

| Sr. No. | DP ID | Client Id | Name of the shareholder | No. of Shares held | % To Capital | No of Folios | PAN No. |
|---------|-------|-----------|-------------------------|--------------------|--------------|--------------|---------|
| TOTAL | | | | 0 | 0.0000 | 0 | |



(1)(d) Statement showing details of locked-in shares

MAINMENU

30-Sep-2015

| Sr. No. | Name of the shareholder | Category of Shareholder | Lock in date | Number of locked-in shares | Locked-in shares as a percentage of total number of shares {i.e., Grand Total (A)+(B)+(C)+(D) indicated in Statement at para (1)(a) above} | No of Ffolios | Pan No. |
|---------|-------------------------|-------------------------|--------------|----------------------------|--|---------------|---------|
| 1 | PRESIDENT OF INDIA | Promoter/Promoter Group | 31 03 2015 | 360452430 | 4.6433 | 1 | |
| 2 | PRESIDENT OF INDIA | Promoter/Promoter Group | 04 04 2013 | 129886970 | 1.6732 | | |
| 3 | PRESIDENT OF INDIA | Promoter/Promoter Group | 14 01 2014 | 112186850 | 1.4452 | | |
| 4 | PRESIDENT OF INDIA | Promoter/Promoter Group | 05 03 2015 | 3772072000 | 48.5918 | | |
| 5 | PRESIDENT OF INDIA | Promoter/Promoter Group | 09 04 2015 | 100477012 | 1.2943 | | |
| 5 | PRESIDENT OF INDIA | Promoter/Promoter Group | 29 09 2015 | 196559390 | 2.5321 | | |
| | Total | | | 4671634652 | 60.1799 | 1 | |



(1)(a) Statement showing Shareholding Pattern

| Name of the Company: | | STATE BANK OF INDIA (EQUITY) | | |
|--|--|-------------------------------|---|--|
| Scrip Code, Name of the scrip, class of security | | 50012 - SBI - EQUITY | | |
| Quarter ended: | | 30.09.2015 | | |
| Partly paid-up shares:- | | No. of partly paid-up shares | As a % of total no. of partly paid-up shares | As a % of total no. of shares of the company |
| Held by Promoter / Promoters Group | | 0 | 0.0000 | 0.0000 |
| Held by public | | 0 | 0.0000 | 0.0000 |
| Total | | 0 | 0.0000 | 0.0000 |
| Outstanding convertible securities:- | | No. of outstanding securities | As a % of total No. of outstanding convertible securities | As a % of total no. of shares of the company, assuming full conversion of the convertible securities |
| Held by Promoter / Promoters Group | | 0 | 0.0000 | 0.0000 |
| Held by public | | 0 | 0.0000 | 0.0000 |
| Total | | 0 | 0.0000 | 0.0000 |
| Warrants:- | | No. of warrants | As a % of total no. of warrants | As a % of total no. of shares of the company, assuming full conversion of warrants |
| Held by Promoter / Promoters Group | | 0 | 0.0000 | 0.0000 |
| Held by public | | 0 | 0.0000 | 0.0000 |
| Total | | 0 | 0.0000 | 0.0000 |
| Total paid-up capital of the company assuming full conversion of warrants and convertible securities | | | 4,762,779,042 | |
| Face Value 1.00 | | | | |

