


Introductory sub-table (I)(a)			
Name of the Company: UPPER GANGES SUGAR & INDUSTRIES LIMITED			
Scrip Code, Name of the scrip, class of security: 530505 (Bse), UPERGANGES (Nse), 10031097 (CSE) Equity Shares			
Quarter ended: 30-06-2015			
Partly paid-up shares:-	No. of partly paid-up shares	As a % of total no. of partly paid-up shares	As a % of total no. of shares of the company
Held by promoter/promoter group	NIL	NIL	NIL
Held by public	NIL	NIL	NIL
Total - A	NIL	NIL	NIL
Outstanding convertible securities:-	No. of outstanding securities	As a % of total no. of outstanding convertible securities	As a % of total no. of shares of the company, assuming full conversion of the convertible securities
Held by promoter/promoter group	NIL	NIL	NIL
Held by public	NIL	NIL	NIL
Total - B	NIL	NIL	NIL
Varrants:-	No. of warrants	As a % of total no. of warrants	As a % of total no. of shares of the company, assuming full conversion of warrants
Held by promoter/promoter group	NIL	NIL	NIL
Held by public	NIL	NIL	NIL
Total - C	NIL	NIL	NIL
Total paid-up capital of the company, assuming full conversion of warrants and convertible securities	11557239		

100



Statement Showing Shareholding Pattern

Category code (I)	Category of shareholder(II)	Table I(a)			Total shareholding as a percentage of total number of shares		Shares pledged or otherwise encumbered	
		Number of shareholders (III)	Total number of shares (IV)	Number of shares held in dematerialized form (V)	As a percentage of (A+B)	As a percentage of (A+B+C) (VII)	Number of shares	As a percentage (IX) = (VIII/IV)* 100
(A)	Shareholding of Promoter and Promoter Group							
1	Indian							
(a)	Individuals/ Hindu Undivided Family	5	864,300	864,300	7.48	7.48	-	-
(b)	Central Government/ State Government(s)	-	-	-	-	-	-	-
(c)	Bodies Corporate	20	5,650,004	5,650,004	48.89	48.89	-	-
(d)	Financial Institutions/ Banks	-	-	-	-	-	-	-
(e)	Any Other (specify) Person acting in concern	-	-	-	-	-	-	-
	Sub-Total (A)(1)	25	6,514,304	6,514,304	56.37	56.37	-	-
2	Foreign							
(a)	Individuals (Non-Resident Individuals/ Foreign Individuals)	-	-	-	-	-	-	-
(b)	Bodies Corporate	-	-	-	-	-	-	-
(c)	Institutions	-	-	-	-	-	-	-
(dd)	Qualified Foreign Investors	-	-	-	-	-	-	-
(e)	Any Other (specify)	-	-	-	-	-	-	-
	Sub-Total (A)(2)	-	-	-	-	-	-	-
	Total Shareholding of Promoter and Promoter Group (A)= (A)(1)+(A)(2)	25	6,514,304	6,514,304	56.37	56.37	-	-
(B)	Public shareholding						NA	NA
1	Institutions						NA	NA
(a)	Mutual Funds/ UTI	1	850	-	0.01	0.01	-	-
(b)	Financial Institutions/ Banks	3	368	48	0.00	0.00	-	-
(c)	Central Government/ State Government(s)	-	-	-	-	-	-	-
(d)	Insurance Companies	1	397,210	397,210	3.44	3.44	-	-
(e)	FIs	-	-	-	-	-	-	-
(f)	Qualified Foreign Investors	-	-	-	-	-	-	-
(g)	Foreign Venture Capital	-	-	-	-	-	-	-
(h)	Any Other (specify)	-	-	-	-	-	-	-
	Sub-Total (B)(1)	5	398,428	397,258	3.45	3.45	-	-
2	Non-institutions						NA	NA
(a)	Bodies Corporate	215	656,843	617,499	5.68	5.68	-	-
(b)	Individuals							
	i. Individual shareholders holding nominal share capital up to Rs. 1 lakh.	5,907	2,093,146	1,990,167	18.11	18.11	-	-
	ii. Individual shareholders holding nominal share capital in excess of Rs. 1 lakh.	41	1,612,354	1,570,513	13.95	13.95	-	-
(c)	Any Other (Specify) 1.Directors	1	750	750	0.01	0.01	-	-
	2. Relatives	1	1,000	-	0.01	0.01	-	-
	3. Clearing Member	26	31,764	31,764	0.27	0.27	-	-
	4. Trust	-	-	-	-	-	-	-
	5. Office Bearers	-	-	-	-	-	-	-
	6. NRIs	41	88,599	88,597	0.77	0.77	-	-
	7. NRN	10	2,460	2,460	0.02	0.02	-	-
	8. Foreign National	2	810	-	0.01	0.01	-	-
	9. Foreign Company	-	-	-	-	-	-	-
	10. HUF	197	156,781	156,781	1.36	1.36	-	-
	Sub-Total (B)(2)	6,441	4,644,507	4,458,531	40.19	40.19	-	-
	Total Public Shareholding (B)= (B)(1)+(B)(2)	6,446	5,042,935	4,855,789	43.63	43.63	NA	NA
	TOTAL (A)+(B)	6,471	11,557,239	11,370,093	100.00	100.00	0.00	0.00
(C)	Shares held by Custodians and against which Depository Receipts have been issued						NA	NA
	1 Promoter & Promoter Group							
	2 Public							
	GRAND TOTAL (A)+(B)+(C)	6,471	11,557,239	11,370,093	100.00	100.00	0.00	0.00



(I)(b) Statement showing holding of securities (including shares, warrants, convertible securities) of persons belonging to the category "Promoter and Promoter Group"


Sr. No.	Name of the shareholder	Details of Shares held		Encumbered shares (*)			Details of warrants		Details of convertible securities		Total shares (including underlying shares assuming full conversion of warrants and convertible securities) as a % of diluted share capital
		Number of shares held	As a % of grand total (A)+(B)+(C)	No.	As a percentage	% of grand total (A)+(B)+(C) of sub-clause (I)(a)	Number of warrants held	As a % total number of warrants of the same class	Number of convertible securities held	As a % total number of convertible securities of the same class	
(i)	(ii)	(iii)	(iv)	(v)	(vi)=(v)/(iii)*100	(vii)	(viii)	(ix)	(x)	(xi)	(xii)
1	SIL INVESTMENTS LIMITED PAN-AABCS2899H	1547016	13.39								
2	NEW INDIA RETAILING AND INVESTMENT LTD	969021	8.38								
3	NANDINI NOPANY PAN- ABMPN7831R	811090	7.02								
4	HARGAON INVESTMENT & TRADING CO. LTD.	657966	5.69								
5	YASHOVARDHAN INVESTMENT &TRADING CO. LTD.	658289	5.70								
6	RTM INVESTMENT AND TRADING CO. LTD.	412430	3.57								
7	SCM INVESTMENT & TRADING CO. LTD.	349971	3.03								
8	CHAMPARAN MARKETING CO. LTD. PAN - AABCC1958M	260841	2.26								
9	OSM INVESTMENT & TRADING CO. LTD.	234891	2.03								
10	NILGIRI PLANTATIONS LIMITED PAN- AAACN9968M	138000	1.19								
11	SIDH ENTERPRISES LTD. PIN- AAECS1577M	104514	0.90								
12	NARKATIAGANJ FARMS LIMITED PAN-AABCN8163H	86410	0.75								
13	RONSON TRADERS LIMITED PAN- AABCR3999R	83508	0.72								
14	RAJPUR FARMS LIMITED PAN- AACCR5726K	66776	0.58								
15	CHANDRA SHEKHAR NOPANY PAN- ABJPN5385K	39600	0.34								
16	SHREE VIHAR PROPERTIES LTD. PAN-AAECS1578E	31535	0.27								
17	LA MONDE TRADING & INVESTMENTS PRIVATE LTD	25180	0.22								
18	THE OUDH SUGAR MILLS LIMITED PAN-AABCJ0813G	18562	0.16								
19	URVI NOPANY PAN-AJUPN1989J	13610	0.12								
20	UTTAM COMMERCIAL LTD. PAN-AAACU3603N	2227	0.02								
21	SONALI COMMERCIAL LTD. PAN-AAECS1576L	1650	0.01								
22	PAVAPURI TRADING AND INVESTMENT COMPANY LTD.	1155	0.01								
23	DEEPSHIKHA TRADING CO. PRIVATE LIMITED	62	0.00								
TOTAL		6514304	56.37	0	0.00	0.00					

(*) The term "encumbrance" has the same meaning as assigned to it in regulation 28(3) of the SAST Regulations, 2011




(I)(c)(i) Statement showing holding of securities (including shares, warrants, convertible securities) of persons belonging to the category "Public" and holding more than 1% of the total number of shares

Sr. No.	Name of the shareholder	Number of shares held	Shares as a percentage of total number of shares (i.e., Grand Total (A)+(B)+(C) indicated in Statement at para (I)(a) above}	Details of warrants		Details of convertible		Total shares (including underlying shares assuming full conversion of warrants and convertible securities) as a % of diluted share capital
				Number of warrants held	As a % total number of warrants of the same class	Number of convertible securities held	% w.r.t total number of convertible securities of the same class	
1	NAVJEEWAN MEDICAL INSTITUTE	718317	6.22					
2	LIFE INSURANCE CORPORATION OF INDIA	397210	3.44					
3	EARTHSTONE HOLDING (TWO) PVT. LTD.	141561	1.22					
	TOTAL	1257088	10.88					




(l)(c)(ii) Statement showing holding of securities (including shares, warrants, convertible securities) of persons (together with PAC) belonging to the category "Public" and holding more than 5% of the total number of shares of the company

Sr. No.	Name(s) of the shareholder(s) and the Persons Acting in Concert (PAC) with them	Number of shares	Shares as a percentage of total number of shares (i.e., Grand Total (A)+(B)+(C) indicated in Statement at para (l)(a) above)	Details of warrants		Details of convertible		Total shares (including underlying shares assuming full conversion of warrants and convertible securities) as a % of diluted share capital
				Number of warrants	As a % total number of warrants of the same class	Number of convertible securities held	% w.r.t total number of convertible securities of the same class	
1	NAVJEEWAN MEDICAL INSTITUTE	718317	6.22					
TOTAL		718317	6.22	0		0		0




(I)(d) Statement showing details of locked-in shares

Sr. No.	Name of the shareholder	Number of locked-in shares	Locked-in shares as a percentage of total number of shares {i.e., Grand Total (A)+(B)+(C) indicated in Statement at para (I)(a) above}
1	N.A.		
TOTAL		0	0.00




(II)(a) Statement showing details of Depository Receipts (DRs)

Sr. No.	Type of outstanding DR (ADRs, GDRs, SDRs, etc.)	Number of outstanding DRs	Number of shares underlying outstanding DRs	Shares underlying outstanding DRs as a percentage of total number of shares {i.e., Grand Total (A)+(B)+(C) indicated in Statement at para (I)(a) above}
1	N.A.			
2				
3				
TOTAL		0	0	




(II)(b) Statement showing holding of Depository Receipts (DRs), where underlying shares held by "promoter/promoter group" are in excess of 1% of the total number of shares

Sr. No.	Name of the DR Holder	Type of outstanding DR (ADRs, GDRs, SDRs, etc.)	Number of shares underlying outstanding DRs	Shares underlying outstanding DRs as a percentage of total number of shares {i.e., Grand Total (A)+(B)+(C) indicated in Statement at para (I)(a) above}
I	N.A.			
TOTAL			0	



(III) (a) Statement showing the voting pattern of shareholders,
if more than one class of shares/securities is issued by the issuer.

Category code	Category of shareholder	Number of Voting Rights held in each	Total Voting Rights (III+IV+V)	Total Voting Rights i.e. (VI)
(I)	(II)	(III)	(VI)	(VI)
	NA	-		



For Upper Ganges Sugar & Industries Ltd.

Subramanian
Asst. Company Secretary