

(1)(a) Statement showing ShareHolding Pattern

Name of the Company /  
Name of the Scrip : FDC Limited  
Quarter Ended : 30-06-2015  
Scrip Code : 531599 Class of security : Equity




Partly paid-up Shares	No. of Partly paid-up Shares	As a % of total No. of Partly paid-up Shares	As a % of Total no. of Shares of the Company
Held by Promoters/ Promoters Group		0	
Held by Public		0	
<b>TOTAL - D</b>		<b>0</b>	

Outstanding Conv. Securities	No. of Outstanding Securities	As a % of Total no. of O/S Conv. Securities	As a % of Total no. of shares of the Co., assuming full conv.
Held by Promoters/ Promoters Group		0	
Held by Public		0	
<b>TOTAL - E</b>		<b>0</b>	

Warrants :	No. of Warrants	As a % of Total no. of Warrants	As a % of Total no. of shares of the Co., assuming full conv.
Held by Promoters/ Promoters Group		0	
Held by Public		0	
<b>TOTAL - F</b>		<b>0</b>	

Total paid-up Capital of the Company assuming full conv. Of warrants & securities	177833084
---	-----------






Scrip Code : 531599

Quarter Ended : 30-06-2015

Category code	Category of Shareholder	Number of Shareholders	Total number of shares	Number of shares held in dematerialized form	Total shareholding as a percentage of total number of shares		Shares pledged or otherwise encumbered	As a % of Total No. of Shares
					As a percentage of (A+B) <sup>1</sup>	As a percentage of (A+B+C)		
(A)	Shareholding of Promoter and Promoter Group							
1	Indian							
a	Individual/HUF	9	67119656	67119656	37.743	37.743	0	0.000
b	Central/State Gov	0	0	0	0.000	0.000	0	0.000
c	Bodies Corporates	3	55385000	55385000	31.144	31.144	0	0.000
d	Firms / Banks	0	0	0	0.000	0.000	0	0.000
e	Any Other Specifi	0	0	0	0.000	0.000	0	0.000
e-1		0	0	0	0.000	0.000	0	0.000
e-2		0	0	0	0.000	0.000	0	0.000
		0	0	0	0.000	0.000	0	0.000
	Sub Total (A)(1)	12	122504656	122504656	68.887	68.887	0	0.000
2	Foreign							
a	Indy NRI/For Ind	0	0	0	0.000	0.000	0	0.000
b	Bodies Corporate	0	0	0	0.000	0.000	0	0.000
c	Institutions	0	0	0	0.000	0.000	0	0.000
d	Qualified For Inv.	0	0	0	0.000	0.000	0	0.000
e	Any Other Specifi	0	0	0	0.000	0.000	0	0.000
e-1		0	0	0	0.000	0.000	0	0.000
e-2		0	0	0	0.000	0.000	0	0.000
		0	0	0	0.000	0.000	0	0.000
	Sub Total (A)(2)	0	0	0	0.000	0.000	0	0.000
	Total Shareholding of Promoter and Promoter Group Total (A)= (A)(1)+(A)(2)	12	122504656	122504656	68.887	68.887	0	0.000
(B)	Public shareholding							
1	Institutions							
a	Mutual Funds	7	6572388	6572388	3.696	3.696		
b	Fins / Banks	1	25286	25286	0.014	0.014		
c	Central/State Govt	2	41561	41561	0.023	0.023		
d	Venture Cap Fund	2	60	60	0.000	0.000		
e	Insurance Comp(s)	2	1488031	1488031	0.837	0.837		
f	Foreign Ins Invest	43	16650995	16650995	9.363	9.363		
g	Foreign Ven Cap In	0	0	0	0.000	0.000		





Quarter Ended : 30-06-2015





(1)(b) Statement showing holding of securities (including shares, warrants, convertible securities) of persons belonging to the category "Promoter and Promoter Group

Sr. No.	Ref. No	Name of the shareholder	Total Shares held		Shares pledged or otherwise encumbered		Details of warrant		Details of convertible securities		Total shares (including underlying shares assuming full conversion of warrant and convertible securities) as a % of diluted share capital	
			Number	As a % of grand total (A)+(B)+(C)	Number	% of Total shares held	As a % of grand total (A)+(B)+(C)	Number of warrants held	As a % of total No of warrants of the same class	Number of convertible securities held		As a % of total No of convertible securities of the same class
1	00078456	NANDAN MOHAN CHANDAVARKAR	4388000	2.467	0	0.000	0.000	0	0.000	0	0.000	2.467
2	10699524	MEERA RAMDAS CHANDAVARKAR	20425260	11.486	0	0.000	0.000	0	0.000	0	0.000	11.486
3	11029875	ADITI C BHANOT	1200000	0.675	0	0.000	0.000	0	0.000	0	0.000	0.675
4	13931266	SANDHYA MOHAN CHANDAVARKAR	9843480	5.535	0	0.000	0.000	0	0.000	0	0.000	5.535
5	13931282	MOHAN ANAND CHANDAVARKAR	10565770	5.941	0	0.000	0.000	0	0.000	0	0.000	5.941
6	50047677	AMEYA ASHOK CHANDAVARKAR	4717746	2.653	0	0.000	0.000	0	0.000	0	0.000	2.653
7	50047685	MANGALA ASHOK CHANDAVARKAR	4899100	2.755	0	0.000	0.000	0	0.000	0	0.000	2.755
8	50047716	ASHOK ANAND CHANDAVARKAR	9985360	5.615	0	0.000	0.000	0	0.000	0	0.000	5.615
9	50048276	TRANSGENE TRADING AND INVESTMENT CO	19024500	10.698	0	0.000	0.000	0	0.000	0	0.000	10.698
10	50050405	NOMITA RAMDAS CHANDAVARKAR	1094940	0.616	0	0.000	0.000	0	0.000	0	0.000	0.616
11	50075613	SOVEN TRADING AND INVESTMENT COMPAN	18008500	10.127	0	0.000	0.000	0	0.000	0	0.000	10.127
12	50076796	SUDIPTA TRADING AND INVESTMENT COMP	18352000	10.320	0	0.000	0.000	0	0.000	0	0.000	10.320
Total Promoter & Promoter Group			122504656	68.887	0	0.000	0.000	0	0.000	0	0.000	68.887





(1)(c) Statement showing holding of securities (including shares, warrants, convertible securities) of persons belonging to the category "Public" and holding more than 1% of the total number of shares


Sr. No.	Ref. Num	Name of the shareholder	Number of shares	Shares as a percentage of total number of shares i.e., Grand Total (A)+(B)+(C) indicated in Statement at para (1)(a) above}	Details of warrant				Details of convertible securities		Total shares (including underlying shares assuming full conversion of warrant and convertible securities) as a % of diluted share capital
					Number of warrants held	As a % of total No of warrants of the same class	Number of convertible securities held	As a % of total No of convertible securities of the same class			
1	AAACE1052H	ENAM FINANCIAL CONSULTANTS PVT LTD	1800000	1.012	0	0.000	0	0.000			1.012
2	AAATF1551H	FIDELITY PURITAN TRUST-FIDELITY LOW PRICED STOCK FUND	3600000	2.024	0	0.000	0	0.000			2.024
3	AAFCF7824F	PARI WASHINGTON COMPANY PVT. LTD. A/C PARI WASHINGTON INDIA MASTER FUND LTD	2370503	1.333	0	0.000	0	0.000			1.333
4	AAHCA7302F	PINEBRIDGE INVESTMENTS GF MAURITIUS LTD	3709139	2.086	0	0.000	0	0.000			2.086
5	AAATR0090B	RELANCE CAPITAL TRUSTEE CO. LTD A/C RELANCE PHARMA FUND	2734958	1.538	0	0.000	0	0.000			1.538
6	AAMCS5010K	SOMERSET EMERGING MARKETS SMALL CAP FUND LLC	1957490	1.101	0	0.000	0	0.000			1.101
7	AAATU1088L	UTI - CHILDRENS CAREER BALANCED PLAN	2470000	1.389	0	0.000	0	0.000			1.389
		Total	18642090	10.483	0	0.000	0	0.000			10.483





(1)(c) Statement showing holding of securities (including shares, warrants, convertible securities) of persons (together with PAC) belonging to the category "Public" and holding more than 5% of the total number of shares :

Sr. No.	Ref-Num	Name of the shareholder	Number of shares	Shares as a percentage of total number of shares {i.e., Grand Total (A)+(B)+(C) indicated in Statement at para (1)(a) above}	Details of warrant		Details of convertible securities		Total shares (including underlying shares assuming full conversion of warrant and convertible securities) as a % of diluted share capital
					Number of warrants held	As a % of total No of warrants of the same class	Number of convertible securities held	As a % of total No of convertible securities of the same class	
		NIL							
		Total -Public [ 5% & above ]	0	0.000	0	0.000	0	0.000	0.000



**FDC Limited**

No.



(1)(d) Statement showing details of locked-in shares

Sr. No.	Ref- Num	Name of the shareholder	Number of locked-in shares	Locked-in shares as a percentage of total number of shares {i.e., Grand Total (A)+(B)+(C) indicated in Statement at para (1)(a) above}	Promoter/Promoter Group/Public
		NIL			
		Total Locked in Shares	0	0.000	




**FDC Limited**

**No.**



(II)(a) Statement showing details of Depository Receipts (DRs)

Sr. No.	Ref-Num	Name of theHolder	Type of outstanding DR (ADRs, GDRs, SDRs, etc.)	Number of outstanding DRs	Number of shares underlying outstanding DRs	Shares underlying outstanding DRs as a percentage of total number of shares {i.e., Grand Total (A)+(B)+(C) indicated in Statement at para (1)(a) above}
		NIL				
		Total Depository Receipts		0	0.000	



**FDC Limited**

**No.**



(11)(b) Statement showing Holding of Depository Receipts (DRs), where underlying shares held by Promoter/Promoter Group are in excess of 1% of the total number of shares

Sr. No.	Ref-Num	Name of the DR Holder	Type of outstanding DR (ADRs, GDRs, SDRs, etc.)	Number of outstanding DRs	Number of shares underlying outstanding DRs	Shares underlying outstanding DRs as a percentage of total number of shares {i.e., Grand Total (A)+(B)+(C) indicated in Statement at para (1)(a) above}
		NIL				
		Total Depository Receipts		0	0.000	



**FDC Limited**

No.