

(i)(a) Statement Showing Shareholding Pattern

Name of the Company **GUJARAT NRE COKE LIMITED**
Class of Security **Equity Shares**
Scrip Code **512579** As on **30th June 2015**
Name of the Scrip **BSE - GUJNRE** **NSE - GUJNRECOKE**

Partly Paid up Shares	No of partly paid up shares	As a % of total no of partly paid up shares	As a % of total no of shares of the Company
Held by Promoter/Promoter Group	Nil	Nil	Nil
Held by Public	Nil	Nil	Nil
Total	Nil	Nil	Nil

Outstanding Convertible Securities (Foreign Currency Convertible Bonds)	No of Outstanding Securities	As a % of total no of outstanding convertible securities	As a % of total no of shares of the Company, assuming full conversion of convertible securities
FCCBs -			
Held by Promoter/Promoter Group	Nil	Nil	Nil
Held by Public	200	100	5.75
Total	200	100	5.75
Employee Stock Options			
Held by Promoter/Promoter Group	Nil	Nil	Nil
Held by Public	6038050	100	0.73
Total	6038050	100	0.73

Warrants	No of Warrants	As a % of total no of warrants	As a % of total no of shares of the Company, assuming full conversion of warrants
Held by Promoter/Promoter Group	85000000	100.00	10.24
Held by Public	0	0.00	0.00
Total	85000000	100	10.24

Total Paid up Capital of the Company, assuming full conversion of warrants & convertible securities	829964533
--	------------------

For GUJARAT NRE COKE LIMITED


Company Secretary

Statement Showing Shareholding Pattern

Name of the Company :		GUJARAT NRE COKE LIMITED						
Class of Security		Equity Shares			As on		30th June 2015	
Scrip Code :		512579		BSE - GUJNRE		NSE - GUJNRECOKE		
Category code	Category of Shareholder	Number of Shareholders	Total number of shares	Number of shares held in dematerialized form	Total shareholding as a percentage of total number of shares		Shares Pledged or otherwise Encumbered	
					As a percentage of (A+B) ¹	As a percentage of (A+B+C)	No. of shares	As a percentage
(I)	(II)	(III)	(IV)	(V)	(VI)	(VII)	(VIII)	(IX=VIII/IV *100)
(A)	Shareholding of Promoter and Promoter Group²							
1	Indian							
(a)	Individuals/ Hindu Undivided Family/Trust	4	23338778	23338778	3.38	3.38	23338778	100.00
(b)	Central Government/ State Government(s)	0	0	0	0.00	0.00	0	0.00
(c)	Bodies Corporate	7	252861311	252861311	36.58	36.58	252861311	100.00
(d)	Financial Institutions/ Banks	0	0	0	0.00	0.00	0	0.00
(e)	Any Others(Specify)	0	0	0	0.00	0.00	0	0.00
	Sub Total(A)(1)	11	276200089	276200089	39.96	39.96	276200089	100.00
2	Foreign							
a	Individuals (Non-Residents Individuals/ Foreign Individuals)	0	0	0	0.00	0.00	0	0.00
b	Bodies Corporate	0	0	0	0.00	0.00	0	0.00
c	Institutions	0	0	0	0.00	0.00	0	0.00
d	Qualified Foreign Investors	0	0	0	0.00	0.00	0	0.00
e	Any Others(Specify)	0	0	0	0.00	0.00	0	0.00
	Sub Total(A)(2)	0	0	0	0.00	0.00	0	0.00
	Total Shareholding of Promoter and Promoter Group (A)= (A)(1)+(A)(2)	11	276200089	276200089	39.96	39.96	276200089	100.00
(B)	Public shareholding							
1	Institutions							
(a)	Mutual Funds/ UTI	1	5685	5685	0.00	0.00		
(b)	Financial Institutions/ Banks	8	22686079	22686079	3.28	3.28		
(c)	Central Government/ State Government(s)	0	0	0	0.00	0.00		
(d)	Venture Capital Funds	0	0	0	0.00	0.00		
(e)	Insurance Companies	0	0	0	0.00	0.00		
(f)	Foreign Institutional Investors	9	73328680	73328680	10.61	10.61		
(g)	Foreign Venture Capital Investors	0	0	0	0.00	0.00		
(h)	Any Other (Foreign Bodies corporate)	1	1591538	1591538	0.23	0.23		
	Any Other (FPI-Corporate-Cat II)	3	10265775	10265775	1.49	1.49		
	Sub-Total (B)(1)	22	107877757	107877757	15.61	15.61	NA	NA
B 2	Non-institutions							
(a)	Bodies Corporate	1131	35957598	35865360	5.20	5.20		
(b)	Individuals							
I	Individuals -i. Individual shareholders holding nominal share capital up to Rs 1 lakh	181962	142984848	140917605	20.69	20.69		
II	ii. Individual shareholders holding nominal share capital in excess of Rs. 1 lakh.	3539	104790913	103899575	15.16	15.16		
(c)	Any Other (specify)							
(d-i)	NRI/ OCBs	1901	10360074	10231589	1.50	1.50		
(d-ii)	Trust	1	2000	2000	0.00	0.00		
(e)	Clearing Member	388	12988760	12988760	1.88	1.88		
	Sub-Total (B)(2)	188922	307084193	303904889	44.43	44.43	NA	NA
(B)	Total Public Shareholding (B)= (B)(1)+(B)(2)	188944	414961950	411782646	60.04	60.04	NA	NA
	TOTAL (A)+(B)	188955	691162039	687982735	100.00	100.00	276200089	39.96
(C)	Shares held by Custodians and against which Depository Receipts have been issued							
(1)	Promoter and Promoter Group	0	0	0	0.00	0.00	NA	NA
(2)	Public	0	0	0	0.00	0.00	NA	NA
	GRAND TOTAL (A)+(B)+(C)	188955	691162039	687982735	100.00	100.00	276200089	39.96
Sr.No	Notes							
1	1. Name, number of shares held and percentage shareholding of entities/persons holding more than 1 percent and 5 percent of the shares of the company is annexed hereto.							
2	2. Total Foreign Shareholding is 95546067 shares representing 13.82%.							
3	3. There is no GDR and ADR holdings.							

For GUJARAT NRE COKE LIMITED



 Company Secretary

(I)(b) Statement showing holding of securities (including shares, warrants, convertible securities) of Persons belonging to the category "Promoter and Promoter Group"

Sr. No.	Name of the shareholder	Details of Shares held		Encumbered Shares (*)			Details of Warrants		Details of Convertible Security		Total Shares (incl. underlying shares assuming full conversion of convertible securities) as a % of diluted capital (XII)
		No. of shares held	As a % of grand total (A+B+C)	Number	As a percentage (VI=V/III*100)	As a % of Grand Total (A+B+C)	Number of Warrants held	As a % of total number of warrants	Number of Convertible Securities held	As a % of total number of convertible securities	
(I)	(II)	(III)	(IV)	(V)	(VI=V/III*100)	(VII)	(VIII)	(IX)	(X)	(XI)	(XII)
1	Gujarat NRE Mineral Resources Ltd.	102861311	14.88	102861311	100.00	14.88	0	0.00	0	0.00	12.39
2	Arun Kumar Jagatramka	4311512	0.62	4311512	100.00	0.62	0	0.00	0	0.00	0.52
3	Arun Kumar Jagatramka, Trustee, Girdharilal Arun Kumar Family Trust	10474466	1.52	10474466	100.00	1.52	0	0.00	0	0.00	1.26
4	Mr Arun Kumar Jagatramka Trustee, GLJ Family Trust	2697793	0.39	2697793	100.00	0.39	0	0.00	0	0.00	0.33
5	Mona Jagatramka	5855007	0.85	5855007	100.00	0.85	0	0.00	0	0.00	0.71
6	Wonga Traders Pvt Ltd	20000000	2.89	20000000	100.00	2.89	10000000	11.76	0	0.00	2.41
7	Mahanichi Vyapaar Pvt Ltd	20000000	2.89	20000000	100.00	2.89	10000000	11.76	0	0.00	2.41
8	Khambhalia Traders Pvt Ltd	20000000	2.89	20000000	100.00	2.89	15000000	17.65	0	0.00	2.41
9	Bhachau Traders Pvt Ltd	20000000	2.89	20000000	100.00	2.89	10000000	11.76	0	0.00	2.41
10	Russell Vale Traders Pvt Ltd	20000000	2.89	20000000	0.00	2.89	15000000	17.65	0	0.00	2.41
11	Mangal Crystal Coke Pvt Ltd	50000000	7.23	50000000	100.00	7.23	0	0.00	0	0.00	6.02
12	Dharwad Traders Pvt Ltd	0	0.00	0	0.00	0.00	15000000	17.65	0	0.00	0.00
13	Lunva Traders Pvt Ltd	0	0.00	0	0.00	0.00	10000000	11.76	0	0.00	0.00
TOTAL		276200089	39.96	276200089	100.00	39.96	85000000	100	0	0	33.28

(*) The term "encumbrance" has the same meaning as assigned to it in regulation 28(3) of the SAST Regulations, 2011.

For GUJARAT NRE COKE LIMITED


Company Secretary

(D)(i) Statement showing holding of securities (including shares, warrants, convertible securities) of persons belonging to the category "Public" and holding more than 1% of the total number of shares

Sr. No.	Name of the shareholder	Number of shares held	Shares as a percentage of total number of shares {i.e., Grand Total (A)+(B)+(C) indicated in Statement at para (D)(a) above}	Details of Warrants		Details of convertible securities		Total Shares (including underlying shares assuming full conversion of warrants and convertible securities) as a % of diluted share capital
				Number of warrants held	As a % of total number of warrants of the same class	Number of convertible securities held	% w.r.t. total number of convertible securities of the same class	
1	HSBC GIF Mauritius Ltd	33842378	4.90	0	0.00	0	0.00	4.08
2	Elara India Opportunities Fund Ltd	19326000	2.80	0	0.00	0	0.00	2.33
3	Orange Mauritius Investments Ltd	18025213	2.61	0	0.00	0	0.00	2.17
4	ICICI Bank Ltd	16731002	2.42	0	0.00	0	0.00	2.02
5	Mr Murari Sananguly	0	0.00	0	0.00	175000	2.90	0.00
6	Mr P R Kannan	0	0.00	0	0.00	94500	1.57	0.00
7	Mr Pawan Kumar Agrawal	11660	0.00	0	0.00	94500	1.57	0.00
8	Mr Sunil Kumar Maskara	4200	0.00	0	0.00	94500	1.57	0.00
9	Mr B N Tiwari	4773	0.00	0	0.00	68400	1.13	0.00
10	Mr Priyakar Saxena	0	0.00	0	0.00	68400	1.13	0.00
11	Mr Dilip Kumar Singh	0	0.00	0	0.00	68400	1.13	0.00
12	Mr Tanmay Sarkar	4280	0.00	0	0.00	68400	1.13	0.00
TOTAL		87949506	12.72	0	0.00	732100	12.12	10.60

For GUJARAT NRE COKE LIMITED



Company Secretary

(1)(ii) Statement showing holding of securities (including shares, warrants, convertible securities) of persons (together with belonging to PAC) belonging to the category "Public" and holding more than 5% of the total number of shares of the company

Sr. No.	Name of the shareholder	Number of shares held	Shares as a percentage of total number of shares {i.e., Grand Total (A)+(B)+(C) indicated in Statement at para (I)(a) above}	Details of Warrants		Details of convertible securities		Total Shares (including underlying shares assuming full conversion of warrants and convertible securities) as a of diluted share capital
				Number of warrants held	As a % of total number of warrants of the same class	Number of convertible securities held	% w.r.t. total number of convertible securities of the same class	
		0	0.00	0	0.00	0	0.00	0.00
TOTAL		0	0.00	0	0	0	0	0.00

For GUJARAT NRE COKE LIMITED



Company Secretary

(I)(d) Statement showing details of locked-in shares

Sr. No.	Name of the shareholder	Number of locked-in shares	Category	Locked-in shares as a percentage of total number of shares {i.e., Grand Total (A)+(B)+(C) indicated in Statement at para (I)(a) above}
1	ICICI Bank Ltd	16281912	Non-Promoter	2.36
2	Wonga Traders Pvt Ltd	20000000	Promoter	2.89
3	Mahanidhi Vyapaar Pvt Ltd	20000000	Promoter	2.89
4	Khambhalia Traders Pvt Ltd	20000000	Promoter	2.89
5	Bhachau Traders Pvt Ltd	20000000	Promoter	2.89
6	Russell Vale Traders Pvt Ltd	20000000	Promoter	2.89
7	Mangal Crystal Coke Private Ltd	50000000	Promoter	7.23
TOTAL		166281912		24.06


For GUJARAT NRE COKE LIMITED


Company Secretary

(II)(a) Statement showing details of Depository Receipts (DRs)

Sr. No.	Type of outstanding DR (ADRs, GDRs, SDRs, etc.)	Number of outstanding DRs	Number of shares underlying outstanding DRs	Shares underlying outstanding DRs as a percentage of total number of shares {i.e., Grand Total (A)+(B)+(C) indicated in Statement at para (I)(a) above}
1				0.00
2				0.00
3				0.00
4				0.00
5		NONE		0.00
6				0.00
7				0.00
8				0.00
9				0.00
TOTAL		0	0	0.00


For GUJARAT NRE COKE LIMITED


Company Secretary

(II)(b) Statement showing Holding of Depository Receipts (DRs), where underlying shares are in excess of 1% of the total number of shares

Sr. No.	Name of the DR Holder	Type of outstanding DR (ADRs, GDRs, SDRs, etc.)	Number of shares underlying outstanding DRs	Shares underlying outstanding DRs as a percentage of total number of shares {i.e., Grand Total (A)+(B)+(C) indicated in Statement at para (I)(a) above}
1				0.00
2				0.00
3				0.00
4				0.00
5				0.00
6		NONE		0.00
7				0.00
8				0.00
9				0.00
				0.00
TOTAL			0	0.00

For GUJARAT NRE COKE LIMITED


Company Secretary

(i)(a) Statement Showing Shareholding Pattern

Name of the Company **GUJARAT NRE COKE LIMITED**
Class of Security **B Equity Shares**
Scrip Code **570003** As on **30th June 2015**
Name of the Scrip **BSE - GUJNREBDVR NSE - GUJNREDVR**

Partly Paid up Shares	No of partly paid up shares	As a % of total no of partly paid up shares	As a % of total no of shares of the Company
Held by Promoter/Promoter Group	Nil	Nil	Nil
Held by Public	Nil	Nil	Nil
Total	Nil	Nil	Nil

Outstanding Convertible Securities (Foreign Currency Convertible Bonds)	No of Outstanding Securities	As a % of total no of outstanding convertible securities	As a % of total no of shares of the Company, assuming full conversion of convertible securities
FCCBs -			
Held by Promoter/Promoter Group	Nil	Nil	Nil
Held by Public	Nil	Nil	Nil
Total	Nil	Nil	Nil
Employee Stock Options			
Held by Promoter/Promoter Group	Nil	Nil	Nil
Held by Public	180180	100	0.34
Total	180180	100	0.34

Warrants	No of Warrants	As a % of total no of warrants	As a % of total no of shares of the Company, assuming full conversion of warrants
Held by Promoter/Promoter Group	0	0.00	0.00
Held by Public	0	0.00	0.00
Total	0	0.00	0.00

Total Paid up Capital of the Company, assuming full conversion of warrants & convertible securities	52668190
--	-----------------

For GUJARAT NRE COKE LIMITED


Company Secretary

Statement Showing Shareholding Pattern

Name of the Company :		GUJARAT NRE COKE LIMITED						
Class of Security		B Equity Shares		As on		30th June 2015		
Scrip Code :		570003						
Name of the Scrip		BSE - GUJNREBDVR		NSE - GUJNREDVR				
Category code	Category of Shareholder	Number of Shareholders	Total number of shares	Number of shares held in dematerialized form	Total shareholding as a percentage of total number of shares		Shares Pledged or otherwise Encumbered	
					As a percentage of (A+B) ¹	As a percentage of (A+B+C)	No. of shares	As a percentage
(I)	(II)	(III)	(IV)	(V)	(VI)	(VII)	(VIII)	(IX=VIII/IV *100)
(A)	Shareholding of Promoter and Promoter Group²							
1	Indian							
(a)	Individuals/ Hindu Undivided Family/Trust	4	4925555	4925555	9.38	9.38	4925555	100.00
(b)	Central Government/ State Government(s)	0	0	0	0.00	0.00	0	0.00
(c)	Bodies Corporate	1	15175913	15175913	28.91	28.91	15175913	100.00
(d)	Financial Institutions/ Banks	0	0	0	0.00	0.00	0	0.00
(e)	Any Others(Specify)	0	0	0	0.00	0.00	0	0.00
	Sub Total(A)(1)	5	20101468	20101468	38.30	38.30	20101468	100.00
2	Foreign							
a	Individuals (Non-Residents Individuals/ Foreign Individuals)	0	0	0	0.00	0.00	0	0.00
b	Bodies Corporate	0	0	0	0.00	0.00	0	0.00
c	Institutions	0	0	0	0.00	0.00	0	0.00
d	Qualified Foreign Investor	0	0	0	0.00	0.00	0	0.00
e	Any Others(Specify)	0	0	0	0.00	0.00	0	0.00
	Sub Total(A)(2)	0	0	0	0.00	0.00	0	0.00
	Total Shareholding of Promoter and Promoter Group (A)= (A)(1)+(A)(2)	5	20101468	20101468	38.30	38.30	20101468	100.00
(B)	Public shareholding							
1	Institutions							
(a)	Mutual Funds/ UTI	0	0	0	0.00	0.00	0	0.00
(b)	Financial Institutions / Banks	5	1182078	1182078	2.25	2.25	0	0.00
(c)	Central Government/ State Government(s)	0	0	0	0.00	0.00	0	0.00
(d)	Venture Capital Funds	0	0	0	0.00	0.00	0	0.00
(e)	Insurance Companies	0	0	0	0.00	0.00	0	0.00
(f)	Foreign Institutional Investors	5	1545017	1545017	2.94	2.94	0	0.00
(g)	Foreign Venture Capital Investors	0	0	0	0.00	0.00	0	0.00
(h)	Any Other (Foreign Bodies corporate)	0	0	0	0.00	0.00	0	0.00
	Sub-Total (B)(1)	10	2727095	2727095	5.20	5.20	NA	NA
B 2	Non-institutions							
(a)	Bodies Corporate	791	6948271	6941023	13.24	13.24	0	0.00
(b)	Individuals							
I	i. Individual shareholders holding nominal share capital up to Rs 1 lakh	110488	12007409	11708341	22.88	22.88	0	0.00
II	ii. Individual shareholders holding nominal share capital in excess of Rs. 1 lakh.	259	9781698	9781698	18.64	18.64	0	0.00
(c)	Qualified Foreign Investor	0	0	0	0.00	0.00	0	0.00
(d)	Any Other (specify)	0	0	0	0.00	0.00	0	0.00
(d-i)	NRI/ OCBs	1355	395655	383693	0.75	0.75	0	0.00
(d-ii)	Trust	0	0	0	0.00	0.00	0	0.00
(e)	Clearing Member	150	526414	526414	1.00	1.00	0	0.00
	Sub-Total (B)(2)	113043	29659447	29341169	56.51	56.51	NA	NA
(B)	Total Public Shareholding (B)= (B)(1)+(B)(2)	113053	32386542	32068264	61.70	61.70	NA	NA
	TOTAL (A)+(B)	113058	52488010	52169732	100.00	100.00	20101468	38.30
(C)	Shares held by Custodians and against which Depository Receipts have been issued							
(1)	Promoter and Promoter Group	0	0	0	0.00	0.00	NA	NA
(2)	Public	0	0	0	0.00	0.00	NA	NA
	GRAND TOTAL (A)+(B)+(C)	113058	52488010	52169732	100.00	100.00	20101468	38.30

Notes

- Name, number of shares held and percentage shareholding of entities/persons holding more than 1 percent and more than 5 percent of the shares of the company is annexed hereto.
- Total Foreign Shareholding is 1940672 shares representing 3.70%.
- There is no GDR and ADR holdings.

For GUJARAT NRE COKE LIMITED

Abandali
Company Secretary

(1)(b) Statement showing holding of securities (including shares, warrants, convertible securities) of Persons belonging to the category "Promoter and Promoter Group"

Sr. No.	Name of the shareholder	Details of Shares held		Encumbered Shares (*)		Details of Warrants		Details of Convertible Security		Total Shares (incl. underlying shares assuming full conversion of (XII)
		Number of shares held	As a % of grand total of (A) + (B) + (C)	Number	As a % of grand Total (A+B+C)	Number of Warrants held	As a % total number of warrants	Number of Convertible Securities held	As a % of total number of convertible securities	
(I)	(II)	(III)	(IV)	(V)	(VI-VIII I*100)	(VIII)	(IX)	(X)	(XI)	(XII)
1	Gujarat NRE Mineral Resources Ltd.	15175913	28.91	15175913	100.00	0	0.00	0	0.00	28.81
2	Arun Kumar Jagatramka	1281151	2.44	1281151	100.00	0	0.00	0	0.00	2.43
3	Arun Kumar Jagatramka Trustee, Girdharilal Arun Kumar Family Trust	2779125	5.29	2779125	100.00	0	0.00	0	0.00	5.28
4	Arun Kumar Jagatramka Trustee, GLJ Family Trust	279779	0.53	279779	100.00	0	0.00	0	0.00	0.53
5	Mona Jagatramka	585500	1.12	585500	100.00	0	0.00	0	0.00	1.11
6	Russell Vale Traders Pvt Ltd	0	0.00	0	0.00	2080000	100.00	0	0.00	3.95
TOTAL		20101468	38.30	20101468	100.00	2080000	100.00	0	0.00	42.12

(*) The term "encumbrance" has the same meaning as assigned to it in regulation 28(3) of the SAST Regulations, 2011.

For GUJARAT NRE COKE LIMITED



Company Secretary

(1)(i) Statement showing holding of securities (including shares, warrants, convertible securities) of persons belonging to the category "Public" and holding more than 1% of the total number of shares

Sr. No.	Name of the shareholder	Number of shares held	Shares as a percentage of total number of shares (i.e., Grand Total (A)+(B)+(C) indicated in Statement at para (1)(a) above)	Details of Warrants		Details of convertible securities		Total Shares (including underlying shares assuming full conversion of warrants and convertible securities) as a diluted share capital
				Number of warrants held	As a % of total number of warrants of the same class	Number of convertible securities held	% w.r.t. total number of convertible securities of the same class	
1	Adhunik Dealcom Pvt Ltd	596845	1.14	0	0.00	0	0.00	1.13
2	Samrat Vyapaar Private Limited	1238385	2.36	0	0.00	0	0.00	2.35
3	SICOM Limited	1125312	2.14	0	0.00	0	0.00	2.14
4	Orange Mauritius Investments Ltd	1504684	2.87	0	0.00	0	0.00	2.86
5	Ambition Merchants Private Limited	676428	1.29	0	0.00	0	0.00	1.28
6	Prasann Venkataraman	692000	1.32	0	0.00	0	0.00	1.31
7	Mr Sananguly Murari	0	0.00	0	0.00	7000	3.89	0.01
8	Mr P R Kannan	0	0.00	0	0.00	4200	2.33	0.01
9	Mr Pawan Kumar Agrawal	966	0.00	0	0.00	4200	2.33	0.01
10	Mr Sunil Kumar Maskara	420	0.00	0	0.00	4200	2.33	0.01
11	Mr B N Tiwari	834	0.00	0	0.00	2940	1.63	0.01
12	Mr Priyakar Saxena	0	0.00	0	0.00	2940	1.63	0.01
13	Mr Dilip Kumar Singh	0	0.00	0	0.00	2940	1.63	0.01
14	Mr Pramod Kumar Loharuka	420	0.00	0	0.00	2940	1.63	0.01
15	Mr Tanmay Sarkar	487	0.00	0	0.00	2940	1.63	0.01
16	Mr Vishal Thacker	464	0.00	0	0.00	2100	1.17	0.00
17	Mr D P Sharma	382	0.00	0	0.00	2100	1.17	0.00
18	Mr S S J Varma	0	0.00	0	0.00	2100	1.17	0.00
19	Mr Vimal Kumar Taparia	0	0.00	0	0.00	2100	1.17	0.00
20	Mr Avnish Solanki	30	0.00	0	0.00	2100	1.17	0.00
21	Mr Mahesh Agrawal	716	0.00	0	0.00	2100	1.17	0.01
22	Mr Sandeep Singh Chouhan	100	0.00	0	0.00	2100	1.17	0.00
23	Mr Souma Bhattacharya	0	0.00	0	0.00	2100	1.17	0.00
24	Mr Nayyar Hassan	0	0.00	0	0.00	1960	1.09	0.00
TOTAL		5838473	11.12	0	0.00	53060	29.45	11.19

For GUJARAT NRE COKE LIMITED

Chandak

Company Secretary

(I)(ii) Statement showing holding of securities (including shares, warrants, convertible securities) of persons (together with belonging to PAC) belonging to the category "Public" and holding more than 5% of the total number of shares of the company

Sr. No.	Name of the shareholder	Number of shares held	Shares as a percentage of total number of shares {i.e., Grand Total (A)+(B)+(C) indicated in Statement at para (I)(a) above}	Details of Warrants		Details of convertible securities		Total Shares (including underlying shares assuming full conversion of warrants and convertible securities) as a of diluted share capital
				Number of warrants held	As a % of total number of warrants of the same class	Number of convertible securities held	% w.r.t. total number of convertible securities of the same class	
	Nil		0.00	0	0.00	0	0.00	0.00
TOTAL		0	0.00	0	0.00	0	0.00	0.00

For GUJARAT NRE COKE LIMITED



Company Secretary

(I)(d) Statement showing details of locked-in shares				
Sr. No.	Name of the shareholder	Number of locked-in shares	Category	Locked-in shares as a percentage of total number of shares {i.e., Grand Total (A)+(B)+(C) indicated in Statement at para (I)(a) above}
TOTAL		0		0.00

For GUJARAT NRE COKE LIMITED


Company Secretary

(II)(a) Statement showing details of Depository Receipts (DRs)

Sr. No.	Type of outstanding DR (ADRs, GDRs, SDRs, etc.)	Number of outstanding DRs	Number of shares underlying outstanding DRs	Shares underlying outstanding DRs as a percentage of total number of shares {i.e., Grand Total (A)+(B)+(C) indicated in Statement at para (I)(a) above}
1				0.00
2				0.00
3				0.00
4				0.00
5		NONE		0.00
6				0.00
7				0.00
8				0.00
9				0.00
TOTAL		0	0	0.00

For GUJARAT IRON COKE LIMITED


Company Secretary

(II)(b) Statement showing Holding of Depository Receipts (DRs), where underlying shares are in excess of 1% of the total number of shares

Sr. No.	Name of the DR Holder	Type of outstanding DR (ADRs, GDRs, SDRs, etc.)	Number of shares underlying outstanding DRs	Shares underlying outstanding DRs as a percentage of total number of shares {i.e., Grand Total (A)+(B)+(C) indicated in Statement at para (I)(a) above}
1				0.00
2				0.00
3				0.00
4				0.00
5				0.00
6		NONE		0.00
7				0.00
8				0.00
9				0.00
				0.00
				0.00
TOTAL			0	0.00

For GUJARAT NRE COBE LIMITED

Abhendra

Company Secretary

(III)(a) Statement showing the voting pattern of shareholders, if more than one class of shares/securities is issued by the issuer.

Name of the Company : GUJARAT NRE COKE LTD

Scrip Code : 512579 & 570003

As on : 30th June 2015

Description of voting right for each class of Equity

Equity Shares - 1 (one) vote for every Equity Share

"B" Equity Shares - 1 (one) vote for every 100 (hundred) "B" Equity Shares

Category	Category of Shareholders	Number of Voting Rights held in each class of securities		Total Voting Rights (III+IV)	Total Voting Rights i.e (V)	
		Equity	"B" Equity		As a percentage of (A+B)	As a percentage of (A+B+C)
(I)	(II)	(III)	(IV)	(V)	(VI)	(VII)
(A)	Promoter & Promoter Group					
'(1)	Indian					
(a)	Individual/HUF	23338778	49254	23388032	3.381	3.381
(b)	Central Govt./ State Govt.	Nil	Nil	Nil	Nil	Nil
(c)	Bodies Corporate	252861311	151759	253013070	36.580	36.580
(d)	Fin.Institutions / Bank	Nil	Nil	Nil	Nil	Nil
(e)	Any Other	Nil	Nil	Nil	Nil	Nil
	Sub-Total of (A)(1)	276200089	201013	276401102	39.962	39.962
'(2)	Foreign					
(a)	Individuals (NRIs/Foreign)	Nil	Nil	Nil	Nil	Nil
(b)	Bodies Corporate	Nil	Nil	Nil	Nil	Nil
(c)	Institutions	Nil	Nil	Nil	Nil	Nil
(d)	Any Other	Nil	Nil	Nil	Nil	Nil
	Sub-Total of (A)(2)	Nil	Nil	Nil	Nil	Nil
	Total Shareholding of Promoter & Promoter Group (A)=(A)(1)+(A)(2)	276200089	201013	276401102	39.962	39.962
(B)	Public Shareholding					
'(1)	Institutions					
(a)	Mutual Funds / UTI	5685	0	5685	0.001	0.001
(b)	Fin.Institutions / Banks	22686079	11819	22697898	3.282	3.282
(c)	Central Govt./ State Govt.	Nil	Nil	Nil	Nil	Nil
(d)	Venture Capital	Nil	Nil	Nil	Nil	Nil
(e)	Insurance Company	Nil	Nil	Nil	Nil	Nil
(f)	Foreign Inst.Investors	73328680	15448	73344128	10.604	10.604
(g)	Foreign VC Investors	Nil	Nil	Nil	Nil	Nil
(h)	Any Other (Foreign Bodies Corporate)	1591538	0	1591538	0.230	0.230
(i)	Any Other (QFI-Corporate-Cat II)	10265775	0	10265775	1.484	1.484
	Sub-Total (B)(1)	107877757	27267	107905024	15.601	15.601
'(2)	Non-Institutions					
(a)	Bodies Corporate	35957598	69205	36026803	5.209	5.209
(b)	Individuals					
	i. Individual Shareholders Holding Nominal Share Upto Rs. 1 Lakh	142984848	96688	143081536	20.687	20.687
	ii. Individual Shareholders Holding Nominal Share Greater than Rs. 1 Lakh	104790913	97752	104888665	15.165	15.165
(c)	Any Other					
	NRI/OCBs	10360074	3570	10363644	1.498	1.498
	Trust	2000	0	2000	0.000	0.000
	Clearing Memb/Clearing Cor	12988760	5214	12993974	1.879	1.879
	Sub-Total (B)(2)	307084193	272429	307356622	44.437	44.437
	Total Public Shareholding (B)=(B)(1)+(B)(2)	414961950	299696	415261646	60.038	60.038
	TOTAL (A)+(B)	691162039	500709	691662748	100.000	100.000
(C)	Shares held by Custodians & against which Depository Receipts have been issued	Nil	Nil	Nil	Nil	Nil
	i. Promoter and Promoter Group	Nil	Nil	Nil	Nil	Nil
	ii Promoter Group	Nil	Nil	Nil	Nil	Nil
	GRAND TOTAL (A)+(B)+(C)	691162039	500709	691662748	100.000	100.000

For GUJARAT NRE COKE LIMITED


Company Secretary