


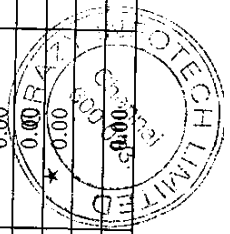
Introductory sub-table (I)(a)

Name of the Company:		CRAZY INFOTECH LIMITED	
Scrip Code, Name of the scrip, class of security:		524388	
Quarter ended:		30/06/2015	
Partly paid-up shares:-	No. of partly paid-up shares	As a % of total no. of partly paid-up shares	As a % of total no. of shares of the company
Held by promoter/promoter group	0	NIL	0
Held by public	0	NIL	0
Total - D	NIL	NIL	NIL
Outstanding convertible securities:-	No. of outstanding securities	As a % of total no. of outstanding convertible securities	As a % of total no. of shares of the company, assuming full conversion of the convertible securities
Held by promoter/promoter group	0	NIL	NIL
Held by public	0	NIL	NIL
Total - E	NIL	NIL	NIL
Warrants:-	No. of warrants	As a % of total no. of warrants	As a % of total no. of shares of the company, assuming full conversion of warrants
Held by promoter/promoter group	0	NIL	NIL
Held by public	0	NIL	NIL
Total - F	NIL	NIL	NIL
Total paid-up capital of the company, assuming full conversion of warrants and convertible securities	66881000		



Statement Showing Shareholding Pattern

Category code	Category of Shareholder	Number of Shareholders	Total number of shares	Table (D)(a)		Total shareholding as a percentage of total number of shares		Shares Pledged or otherwise encumbered
				Number of shares held in dematerialized form	Number of shares	As a percentage of (A+B) ¹	As a percentage of (A+B+C)	
(A)	Shareholding of Promoter and Promoter Group²							
1	Indian							
(a)	Individuals/ Hindu Undivided Family	0	0	0	0.00	0	0.00	0.00
(b)	Central Government/ State Government(s)	0	0	0	0.00	0	0.00	0.00
(c)	Bodies Corporate	1	71747	71747	0.11	0	0.11	0.00
(d)	Financial Institutions/ Banks	0	0	0	0.00	0	0.00	0.00
(e)	Any Others(Specify)	0	0	0	0.00	0	0.00	0.00
(e-i)	Other Individuals	0	0	0	0.00	0	0.00	0.00
(e-ii)	Mutual Fund	0	0	0	0.00	0	0.00	0.00
(e-iii)	Body Corp in Concert	0	0	0	0.00	0	0.00	0.00
(e-iv)	Non Government Institutions	0	0	0	0.00	0	0.00	0.00
	Sub Total(A)(1)	1	71747	71747	0.11	0	0.11	0.00
2	Foreign							
a	Individuals (Non-Residents Individuals/ Foreign Individuals)	0	0	0	0.00	0	0.00	0.00
b	Bodies Corporate	0	0	0	0.00	0	0.00	0.00
c	Institutions	0	0	0	0.00	0	0.00	0.00
d	Any Others(Specify)	0	0	0	0.00	0	0.00	0.00
	Sub Total(A)(2)	0	0	0	0.00	0	0.00	0.00
	Total Shareholding of Promoter and Promoter Group (A)= (A)(1)+(A)(2)	1	71747	71747	0.11	0	0.11	0.00
(B)	Public shareholding							
1	Institutions							
(a)	Mutual Funds/ UTI	0	0	0	0.00	0	0.00	0.00
(b)	Financial Institutions / Banks	0	0	0	0.00	0	0.00	0.00
(c)	Central Government/ State Government(s)	0	0	0	0.00	0	0.00	0.00
(d)	Venture Capital Funds	0	0	0	0.00	0	0.00	0.00
(e)	Insurance Companies	0	0	0	0.00	0	0.00	0.00
(f)	Foreign Institutional Investors	0	0	0	0.00	0	0.00	0.00
(g)	Foreign Venture Capital Investors	0	0	0	0.00	0	0.00	0.00
(h)	Any Other (specify)	0	0	0	0.00	0	0.00	0.00
	Sub-Total (B)(1)	0	0	0	0.00	0	0.00	0.00




(1)(b) CRAZY INFOTECH LIMITED
category "Promoter and Promoter Group"

Sr.	Name of the shareholder	Details of Shares held		Encumbered shares (*)			Details of warrants		Details of convertible securities		Total shares (including underlying shares assuming full conversion of warrants and convertible securities) as a % of diluted share capital
		Number of shares held	As a % of grand total (A) +(B) +(C)	No.	As a percentage	As a % of grand total (A)+(B)+(C) of sub-clause (1)(a)	Number of warrants held	As a % total number of warrants of the same class	Number of convertible securities held	As a % total number of convertible securities of the same class	
(i)	(ii)	(iii)	(iv)	(v)	(vi)=(v)/(iii)*100	(vii)	(viii)	(ix)	(x)	(xi)	(xii)
1	Anjaay Software Ltd	71747	0.11	0	0.00	0.00	0	0.00	0	0.00	0.00
Total		0	0.00	0	0.00	0.00	0	0.00	0	0.00	0.00



(D)(c)(i) **CRAZY INFOTECH LIMITED**
category "Public" and holding more than 1% of the total number of shares


Sr. No.	Name of the shareholder	Number of shares held	Shares as a percentage of total number of shares (i.e., Grand Total (A)+(B)+(C) indicated in Statement at para (I)(a) above}	Details of warrants		Details of convertible securities		Total shares (including underlying shares assuming full conversion of warrants and convertible securities)
				Number of warrants held	As a % total number of warrants of the same class	Number of convertible securities held	% w.r.t total number of convertible securities of the same class	
1	ARTHA MANAGEMENT SERVICE PRIVATE LTD	1000000	1.49	0	0.00	0	0.00	1.49
2	B. DAMODARAM.	671472	1.00	0	0.00	0	0.00	1.00
3	M. VANJAPPAN CHIDAMBARAM MUTHURATHINAM	3303453	4.94	0	0.00	0	0.00	4.94
4	SUMAN B PIRGAL	724341	1.08	0	0.00	0	0.00	1.08
5	AMAN SUMAN PIRGAL	1550430	2.32	0	0.00	0	0.00	2.32
6	KAILASH CHAND BHOCHAWATH	1692118	2.53	0	0.00	0	0.00	2.53
7	BHAGIRATH SAPELA	1792321	2.68	0	0.00	0	0.00	2.68
8	ALKA DAGA	3152100	4.71	0	0.00	0	0.00	4.71
9	ANANT PRAKASH KABRA	9500000	14.20	0	0.00	0	0.00	14.20
10	PRADEEP KUMAR AGRAWAL	1122379	1.68	0	0.00	0	0.00	1.68
11	SANJIV AMARNATH BHASIN	675000	1.01	0	0.00	0	0.00	1.01
12	KUSTA VAINGANKAR	764564	1.14	0	0.00	0	0.00	1.14
13	GIRIDHAR VAMANRAO DESHPANDE	681180	1.02	0	0.00	0	0.00	1.02
Total		26629358	39.81	0	0.00	0	0.00	39.81



(1)(c)(ii) **CRAZY INFOTECH LIMITED**

PAC) belonging to the category "Public" and holding more than 5% of the total number of shares of the company

Sr. No.	Name(s) of the shareholder(s) and the Persons Acting in Concert (PAC) with them	Number of shares	Shares as a percentage of total number of shares {i.e., Grand Total (A)+(B)+(C) indicated in Statement at para (1)(a) above}	Details of warrants		Details of convertible securities		Total shares (including underlying shares assuming full conversion of warrants and convertible securities) as a % of diluted share capital
				Number of warrants	As a % total number of warrants of the same class	Number of convertible securities held	% w.r.t total number of convertible securities of the same class	
1	ANANT PRAKASH KABRA	9500000	14.20	0	0.00	0	0.00	14.20
Total		9500000	14.20	0	0.00	0	0.00	14.20



CRAZY INFOTECH LIMITED

(D)(d) Statement showing details of locked-in shares


Sr. No.	Name of the shareholder	Pan No.	Number of locked-in shares	Locked-in shares as a (%) of shares {i.e., Grand Total (A)+(B)+(C) indicated in Statement at para (D)(a) above}	Promoter / Promoter Group / Public
1	NIL		Nil	Nil	Public
Total			0	0	



CRAZY INFOTECH LIMITED

(D)(a) Statement showing details of Depository Receipts (DRs)

Sr. No.	Type of outstanding DR (ADRs, GDRs, SDRs, etc.)	Number of outstanding DRs	Number of shares underlying outstanding DRs	Shares underlying outstanding DRs as a percentage of total number of shares {i.e., Grand Total (A)+(B)+(C) indicated in Statement at para (D)(a) above}
1	NIL	Nil	Nil	Nil
Total		0	0	0



CRAZY INFOTECH LIMITED

(II)(b) Statement showing Holding of Depository Receipts (DRs), where underlying shares held by 'promoter/promoter group' are in excess of 1% of the total number of shares

Sr. No.	Name of the DR Holder	Type of outstanding DR (ADRs, GDRs, SDRs, etc.)	Number of shares underlying outstanding DRs	Shares underlying outstanding DRs as a percentage of total number of shares {i.e., Grand Total (A)+(B)+(C) indicated in Statement at para (I)(a) above}
1	NIL		Nil	Nil
Total			0	0

