



## Introductory sub-table (I)(a)

| Name of the Company: LINKHOUSE INDUSTRIES LIMITED.   |                               |  |  |
|--|-------------------------------|--|--|
| Scrip Code, Name of the scrip, class of security: 512349. EQUITY SHARES.   |                               |  |  |
| Quarter ended: JUNE - 2015.  |                               |  |  |
| Partly paid-up shares:-  | No. of partly paid-up shares  | As a % of total no. of shares of the company   |  |
|  |                               | As a % of total no. of partly paid-up shares   | As a % of total no. of shares of the company   |
| Held by promoter/promoter group  | 0                             | 0  | 0  |
| Held by public   | 0                             | 0  | 0  |
| Total - D  | 0                             | 0  | 0  |
| As a % of total no. of shares of the company, assuming full conversion of the convertible securities                               |                               |  |  |
| Outstanding convertible securities:- No. of outstanding securities   | No. of outstanding securities | As a % of total no. of shares of the company, assuming full conversion of the convertible securities |  |
|  |                               | As a % of total no. of outstanding convertible securities  | As a % of total no. of shares of the company, assuming full conversion of the convertible securities |
| Held by promoter/promoter group  | 0                             | 0  | 0  |
| Held by public   | 0                             | 0  | 0  |
| Total - E  | 0                             | 0  | 0  |
| As a % of total no. of shares of the company, assuming full conversion of warrants   |                               |  |  |
| Warrants:-   | No. of warrants               | As a % of total no. of shares of the company, assuming full conversion of warrants                   |  |
|  |                               | As a % of total no. of warrants  | As a % of total no. of shares of the company, assuming full conversion of warrants                   |
| Held by promoter/promoter group  | 0                             | 0  | 0  |
| Held by public   | 0                             | 0  | 0  |
| Total - F  | 0                             | 0  | 0  |
| Total paid-up capital of the company, assuming full conversion of warrants and convertible securities (Grand Total (A+B+C)+ D+E+F) |                               |  |  |
|  |                               |  | 100.00   |
| 99200000   |                               |  |  |

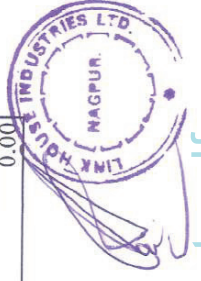




**Name of the Company : LINKHOUSE INDUSTRIES LIMITED. - QUARTER - JUNE - 2015**

**Statement Showing Shareholding Pattern - Table (D)(a) - Scrip Code : 512349.**

| Category code | Category of Shareholder  | Number of Shareholders | Total number of shares | Number of shares held in dematerialized form | Total shareholding as a percentage of total number of shares |                            | Shares Pledged or otherwise encumbered | As a percentage        |
|---------------|--|------------------------|------------------------|--|--|----------------------------|--|------------------------|
|               |  |                        |                        |  | As a percentage of (A+B) <sup>1</sup>                        | As a percentage of (A+B+C) |  |                        |
| (I)           | (II)   | (III)                  | (IV)                   | (V)  | (VI)   | (VII)                      | (VIII)                                 | (IX) = (VIII)/(IV)*100 |
| (A)           | Shareholding of Promoter and Promoter Group <sup>2</sup>                     |                        |                        |  |  |                            |  |                        |
| <b>I</b>      | <b>Indian</b>  |                        |                        |  |  |                            |  |                        |
| (a)           | Individuals/ Hindu Undivided Family  | 9                      | 18281386               | 18281386                                     | 18.42  | 18.42                      | 0                                      | 0.00                   |
| (b)           | Central Government/ State Government(s)                                      | 0                      | 0                      | 0  | 0.00   | 0.00                       | 0                                      | 0.00                   |
| (c)           | Bodies Corporate   | 4                      | 43497080               | 43497080                                     | 43.85  | 43.85                      | 0                                      | 0.00                   |
| (d)           | Financial Institutions/ Banks  | 0                      | 0                      | 0  | 0.00   | 0.00                       | 0                                      | 0.00                   |
| (e)           | Any Others(Specify)  | 0                      | 0                      | 0  | 0.00   | 0.00                       | 0                                      | 0.00                   |
| (e-i)         |  | 0                      | 0                      | 0  | 0.00   | 0.00                       | 0                                      | 0.00                   |
| (e-ii)        |  | 0                      | 0                      | 0  | 0.00   | 0.00                       | 0                                      | 0.00                   |
| <b>2</b>      | <b>Sub Total(A)(1)</b>   | <b>13</b>              | <b>61778466</b>        | <b>61778466</b>                              | <b>62.27</b>   | <b>62.27</b>               | <b>0.00</b>                            | <b>0.00</b>            |
|               | <b>Foreign</b>   |                        |                        |  |  |                            |  |                        |
| a             | Individuals (Non-Residents Individuals/ Foreign Individuals)                 | 0                      | 0                      | 0  | 0.00   | 0.00                       | 0.00                                   | 0.00                   |
| b             | Bodies Corporate   | 0                      | 0                      | 0  | 0.00   | 0.00                       | 0.00                                   | 0.00                   |
| c             | Institutions   | 0                      | 0                      | 0  | 0.00   | 0.00                       | 0.00                                   | 0.00                   |
| d             | Any Others(Specify)  | 0                      | 0                      | 0  | 0.00   | 0.00                       | 0.00                                   | 0.00                   |
| d-i           |  | 0                      | 0                      | 0  | 0.00   | 0.00                       | 0.00                                   | 0.00                   |
| d-ii          |  | 0                      | 0                      | 0  | 0.00   | 0.00                       | 0.00                                   | 0.00                   |
|               | <b>Sub Total(A)(2)</b>   | <b>0</b>               | <b>0</b>               | <b>0</b>                                     | <b>0.00</b>  | <b>0.00</b>                | <b>0.00</b>                            | <b>0.00</b>            |
|               | <b>Total Shareholding of Promoter and Promoter Group (A) = (A)(1)+(A)(2)</b> | <b>13</b>              | <b>61778466</b>        | <b>61778466</b>                              | <b>62.27</b>   | <b>62.27</b>               | <b>0.00</b>                            | <b>0.00</b>            |



**Name of the Company : LINKHOUSE INDUSTRIES LIMITED. - QUARTER - JUNE - 2015**


Statement Showing Shareholding Pattern - Table (D)(a) - Scrip Code : 512349.

| Category code | Category of Shareholder  | Number of Shareholders | Total number of shares | Number of shares held in dematerialized form | Total shareholding as a percentage of total number of shares |                            | Shares Pledged or otherwise encumbered | As a percentage        |
|---------------|--|------------------------|------------------------|--|--|----------------------------|--|------------------------|
|               |  |                        |                        |  | As a percentage of (A+B) <sup>1</sup>                        | As a percentage of (A+B+C) |  |                        |
|               |  | (II)                   | (IV)                   | (V)  | (VI)   | (VII)                      | (VIII)                                 | (IX) = (VIII)/(IV)*100 |
| (I)           | (II)   |                        |                        |  |  |                            |  |                        |
| <b>(B)</b>    | <b>Public shareholding</b>   |                        |                        |  |  |                            |  |                        |
| <b>I</b>      | <b>Institutions</b>  |                        |                        |  |  |                            |  |                        |
| (a)           | Mutual Funds/ UTI  | 0                      | 0                      | 0  | 0.00   | 0.00                       | 0.00                                   | 0.00                   |
| (b)           | Financial Institutions / Banks   | 0                      | 0                      | 0  | 0.00   | 0.00                       | 0.00                                   | 0.00                   |
| (c)           | Central Government/ State Government(s)  | 0                      | 0                      | 0  | 0.00   | 0.00                       | 0.00                                   | 0.00                   |
| (d)           | Venture Capital Funds  | 0                      | 0                      | 0  | 0.00   | 0.00                       | 0.00                                   | 0.00                   |
| (e)           | Insurance Companies  | 0                      | 0                      | 0  | 0.00   | 0.00                       | 0.00                                   | 0.00                   |
| (f)           | Foreign Institutional Investors  | 0                      | 0                      | 0  | 0.00   | 0.00                       | 0.00                                   | 0.00                   |
| (g)           | Foreign Venture Capital Investors  | 0                      | 0                      | 0  | 0.00   | 0.00                       | 0.00                                   | 0.00                   |
| (h)           | Any Other (specify)  | 0                      | 0                      | 0  | 0.00   | 0.00                       | 0.00                                   | 0.00                   |
| (h-i)         |  | 0                      | 0                      | 0  | 0.00   | 0.00                       | 0.00                                   | 0.00                   |
| (h-ii)        |  | 0                      | 0                      | 0  | 0.00   | 0.00                       | 0.00                                   | 0.00                   |
|               | <b>Sub-Total (B)(I)</b>  | <b>0</b>               | <b>0</b>               | <b>0</b>                                     | <b>0.00</b>  | <b>0.00</b>                | <b>0.00</b>                            | <b>0.00</b>            |
| <b>B 2</b>    | <b>Non-institutions</b>  |                        |                        |  |  |                            |  |                        |
| (a)           | Bodies Corporate   | 55                     | 20129659               | 20129659                                     | 20.29  | 20.29                      | 0.00                                   | 0.00                   |
| (b)           | Individuals  |                        |                        |  |  |                            |  |                        |
| <b>I</b>      | <b>Individuals -i. Individual shareholders holding nominal share capital up to Rs 1 lakh</b> |                        |                        |  |  |                            |  |                        |
|               |  | 1214                   | 3378877                | 2922077                                      | 3.40   | 3.40                       | 0.00                                   | 0.00                   |
| <b>II</b>     | <b>ii. Individual shareholders holding nominal share capital in excess of Rs. 1 lakh.</b>    |                        |                        |  |  |                            |  |                        |
| (c)           | Any other - Clearing Members   | 16                     | 13100251               | 13100251                                     | 13.21  | 13.21                      | 0.00                                   | 0.00                   |
| (d)           | Foreign Nationals  | 13                     | 360827                 | 360827                                       | 0.36   | 0.36                       | 0.00                                   | 0.00                   |
| (d-i)         | Non Resident Indians (Repat)   | 8                      | 32209                  | 32209  | 0.03   | 0.03                       | 0.00                                   | 0.00                   |
| (d-ii)        | Non Resident Indians (Non Repat)   | 3                      | 419711                 | 419711                                       | 0.42   | 0.42                       | 0.00                                   | 0.00                   |


## Name of the Company : LINKHOUSE INDUSTRIES LIMITED. - QUARTER - JUNE - 2015

## Statement Showing Shareholding Pattern - Table (D)(a) - Scrip Code : 512349.

| Category code | Category of Shareholder  | Number of Shareholders | Total number of shares | Number of shares held in dematerialized form | Total shareholding as a percentage of total number of shares |                                  | Shares Pledged or otherwise encumbered | As a percentage      |
|---------------|--|------------------------|------------------------|--|--|----------------------------------|--|----------------------|
|               |  |                        |                        |  | As a percentage of (A+B) <sup>1</sup> (VI)                   | As a percentage of (A+B+C) (VII) |  |                      |
| (I)           | (II)   | (III)                  | (IV)                   | (V)  | (VI)   | (VII)                            | (VIII)                                 | (IX)=(VIII)/(IV)*100 |
| (e)           | Trusts   |                        |                        |  |  |                                  |  |                      |
|               | Sub-Total (B)(2)   | 1309                   | 37421534               | 36964734                                     | 37.75  | 37.75                            | 0.00                                   | 0.00                 |
| (B)           | Total Public Shareholding (B)= (B)(1)+(B)(2)                                     | 1309                   | 37421534               | 36964734                                     | 37.75  | 37.75                            | 0.00                                   | 0.00                 |
|               | TOTAL (A)+(B)  | 1322                   | 99200000               | 98743200                                     | 100  | 100                              | 0.00                                   | 0.00                 |
| (C)           | Shares held by Custodians and against which Depository Receipts have been issued |                        |                        |  |  |                                  |  |                      |
| 1             | Promoter and Promoter Group  | 0                      | 0                      | 0  | 0  | 0.00                             | 0.00                                   | 0.00                 |
| 2             | Public   | 0                      | 0                      | 0  | 0  | 0.00                             | 0.00                                   | 0.00                 |
|               | Sub-Total (C)  | 0                      | 0                      | 0  | 0  | 0.00                             | 0.00                                   | 0.00                 |
|               | GRAND TOTAL (A)+(B)+(C)  | 1322                   | 99200000               | 98743200                                     | 100.00   | 100.00                           | 0.00                                   | 0.00                 |



| Sr.No | Notes |
|-------|-------|
| 1 (a) |       |
| 1     |       |
|       |       |
|       |       |
|       |       |
|       |       |
|       |       |
|       |       |




Produced With Scantopdf

(D)(b) Statement showing Shareholding of persons belonging to the category "Promoter and Promoter Group"

(JUNE- 2015 - QUARTER)


| Sr. No. | Name of the shareholder  | Total shares held         |   | Shares pledged or otherwise encumbered |                                       |  |
|---------|--|---------------------------|---|--|---------------------------------------|--|
|         |  | Number of shares<br>(III) | As a % of grand total (A) +(B) + (C) (IV) | Number<br>(V)                          | As a percentage<br>(VI)=(V)/(III)*100 | As a % of grand total (A)+(B)+(C) of sub-clause (I)(a) (VII) |
| (i)     | (II)   |                           |   |  |                                       |  |
| 1       | N KUMAR HOUSING & INFRASTRUCTURE PVT. LTD.(FORMERLY KNOWN AS NANDKUMAR HARCHANDANI & CO.(I) PVT. LTD.) | 32517080                  | 32.78                                     | 0                                      | 0.00                                  | 0.00   |
| 2       | ARCHANA DEEPAK WANI  | 5186020                   | 5.23                                      | 0                                      | 0.00                                  | 0.00   |
| 3       | NANDKUMAR KHATTUMAL HARCHANDANI - AATPH2594R   | 4252570                   | 4.29                                      | 0                                      | 0.00                                  | 0.00   |
| 4       | KUMAR HOTEL LTD.   | 3780000                   | 3.81                                      | 0                                      | 0.00                                  | 0.00   |
| 5       | LIRE INVESTMENT PRIVATE LIMITED  | 3600000                   | 3.63                                      | 0                                      | 0.00                                  | 0.00   |
| 6       | POONAM RESORTS LIMITED   | 3600000                   | 3.63                                      | 0                                      | 0.00                                  | 0.00   |
| 7       | POONAM DEVI HARCHANDANI  | 3480000                   | 3.51                                      | 0                                      | 0.00                                  | 0.00   |
| 8       | NANDKUMAR HARCHANDANI- AABHN5861P  | 1342796                   | 1.35                                      | 0                                      | 0.00                                  | 0.00   |
| 9       | ANIL NANDKUMAR HARCHANDANI   | 1140000                   | 1.15                                      | 0                                      | 0.00                                  | 0.00   |
| 10      | VIJAYKUMAR HARCHANDANI   | 1140000                   | 1.15                                      | 0                                      | 0.00                                  | 0.00   |
| 11      | RITESH NANDKUMAR HARCHANDANI   | 1040000                   | 1.05                                      | 0                                      | 0.00                                  | 0.00   |
| 12      | HARSHA JAGDISH HARCHANDANI   | 678000                    | 0.68                                      | 0                                      | 0.00                                  | 0.00   |
| 13      | ANITA ANILKUMAR HARCHANDANI  | 22000                     | 0.02                                      | 0                                      | 0.00                                  | 0.00   |
|         | <b>TOTAL</b>   | <b>61778466</b>           | <b>62.28</b>                              | <b>0.00</b>                            | <b>0.00</b>                           | <b>0.00</b>  |



(D)(C)(i) Statement showing Shareholding of persons belonging to the category "Public" and holding more than 1% of the total number of shares


(JUNE-2015 - QUARTER)

| Sr. No. | Name of the shareholder             | Number of shares | Shares as a percentage of total number of shares {i.e., Grand Total (A)+(B)+(C) indicated in Statement at para (D)(a) above} |
|---------|-------------------------------------|------------------|--|
| 1       | TESU INFRASTRUCTURE PRIVATE LIMITED | 5179932          | 5.22   |
| 2       | GOPAL LAXMAIAO KONDAWAR             | 4708903          | 4.75   |
| 3       | YUKTI INFRASTRUCTURE PVT. LTD.      | 4576568          | 4.61   |
| 4       | ANUVA INFRASTRUCTUR PRIVATE LIMITED | 3860217          | 3.89   |
| 5       | KAMILA AMARLAL DOULATANI            | 2526380          | 2.55   |
| 6       | PRAATEEK MERCANTILE PRIVATE LIMITED | 2036317          | 2.05   |
| 7       | MANHATTAN IMPEX PRIVATE LIMITED     | 998660           | 1.01   |
| 8       | DARREN TRADING PRIVATE LIMITED      | 995399           | 1.00   |
|         | <b>TOTAL</b>                        | <b>24882376</b>  | <b>25.08</b>   |



(D)(c)(ii) Statement showing Shareholding of persons belonging to the category "Public" and holding more than 5% of the total number of shares as on 30-06-2015

| Sr. No. | Name of the shareholder             | Number of shares | Shares as a percentage of total number of shares {i.e., Grand Total (A)+(B)+(C) indicated in Statement at para (D)(a) above} |
|---------|-------------------------------------|------------------|--|
| 1       | TESU INFRASTRUCTURE PRIVATE LIMITED | 5179932          | 5.22   |
|         |                                     |                  |  |
|         |                                     |                  |  |
|         |                                     |                  |  |
|         |                                     |                  |  |
|         | <b>TOTAL</b>                        | <b>5179932</b>   | <b>5.22</b>  |



Produced with ScanTopdf







(II)(b) Statement showing holding of Depository Receipts (DRs), where underlying shares held by "promoter/promoter group" are in excess of 1% of the total number of shares

(JUNE- 2015 - QUARTER)

| Sr. No. | Name of the DR Holder | Type of outstanding DR (ADRs, GDRs, SDRs, etc.) | Number of shares underlying outstanding DRs | Shares underlying outstanding DRs as a percentage of total number of shares {i.e., Grand Total (A)+(B)+(C) indicated in Statement at para (D)(a) above} |
|---------|-----------------------|---|---|---|
| NIL     | NIL                   | NIL   | NIL   | NIL   |
|         |                       |   |   |   |
|         |                       |   |   |   |
|         |                       |   |   |   |
|         |                       |   |   |   |
|         |                       |   |   |   |
|         |                       |   |   |   |
|         |                       |   |   |   |
|         |                       |   |   |   |
|         |                       |   |   |   |
|         |                       |   |   |   |
|         |                       |   |   |   |
|         |                       |   |   |   |
|         |                       |   |   |   |
|         |                       |   |   |   |
|         |                       |   |   |   |
|         |                       |   |   |   |
|         |                       |   |   |   |
|         |                       |   |   |   |
|         |                       |   |   |   |
|         |                       |   |   |   |
|         |                       |   |   |   |
|         |                       |   |   |   |
|         |                       |   |   |   |
|         |                       |   |   |   |
|         |                       |   |   |   |
|         |                       |   |   |   |
|         |                       |   |   |   |
|         |                       |   |   |   |
|         |                       |   |   |   |
|         |                       |   |   |   |
|         |                       |   |   |   |
|         |                       |   |   |   |
|         |                       |   |   |   |
|         |                       |   |   |   |
|         |                       |   |   |   |
|         |                       |   |   |   |
|         |                       |   |   |   |
|         |                       |   |   |   |
|         |                       |   |   |   |
|         |                       |   |   |   |
|         |                       |   |   |   |
|         |                       |   |   |   |
|         |                       |   |   |   |
|         |                       |   |   |   |
|         |                       |   |   |   |
|         |                       |   |   |   |
|         |                       |   |   |   |
|         |                       |   |   |   |
|         |                       |   |   |   |
|         |                       |   |   |   |
|         |                       |   |   |   |
|         |                       |   |   |   |
|         |                       |   |   |   |
|         |                       |   |   |   |
|         |                       |   |   |   |
|         |                       |   |   |   |
|         |                       |   |   |   |
|         |                       |   |   |   |
|         |                       |   |   |   |
|         |                       |   |   |   |
|         |                       |   |   |   |
|         |                       |   |   |   |
|         |                       |   |   |   |
|         |                       |   |   |   |
|         |                       |   |   |   |
|         |                       |   |   |   |
|         |                       |   |   |   |
|         |                       |   |   |   |
|         |                       |   |   |   |
|         |                       |   |   |   |
|         |                       |   |   |   |
|         |                       |   |   |   |
|         |                       |   |   |   |
|         |                       |   |   |   |
|         |                       |   |   |   |
|         |                       |   |   |   |
|         |                       |   |   |   |
|         |                       |   |   |   |
|         |                       |   |   |   |
|         |                       |   |   |   |
|         |                       |   |   |   |
|         |                       |   |   |   |
|         |                       |   |   |   |
|         |                       |   |   |   |
|         |                       |   |   |   |
|         |                       |   |   |   |
|         |                       |   |   |   |
|         |                       |   |   |   |
|         |                       |   |   |   |
|         |                       |   |   |   |