



JMT AUTO LTD.

An Amtek Group Company

JMT/CS/080/2016-17

30th May, 2016

To, The Compliance Officer Bombay Stock Exchange Phiroze Jeejeebhoy Towers Dalal Street Mumbai – 400 001 Scrip Code - 516391	To, The Compliance Officer, National Stock Exchange of India Ltd. Exchange Plaza Bandra Kurla Complex, Bandra Mumbai-400 051 Scrip Code: JMTAUTOLD
--	--

Sub.: Outcome of Board Meeting held on 30.05.2016

Dear Sir,


This is to inform you that the Board of Directors of the Company at their meeting held today i.e. on 30th May, 2016 at the registered office of the Company at Delhi transacted the following business:-

1. Considered and approved the Audited Financial Results for the quarter/year months ended 31st March, 2016. Statement enclosed herewith along with the Auditor's Report.
2. Took note of the Quarterly Compliances pursuant to SEBI (Listing Obligations and Disclosure Requirements) Regulations, 2015 for the quarter ended 31st March, 2016 with the Stock Exchanges.
3. Other matters in general.

This is for your information and record.

Thanking you,

for JMT AUTO LIMITED


.....
(Mona K Bahadur)
COMPANY SECRETARY
Encl: a/a

CIN L42274DL1997PLC270939

Corporate Office & Works :

C-19-20, 7th Phase, Industrial Area,
Adityapur, Jamshedpur-832 109, Jharkhand India
Phone +91-657-6626379/6626333
Fax +91-657-2200749, E-mail jmt_auto@amtek.com
Website www.jmtauto.com

Registered Office :

3 LSC, Pamposh Enclave
Guru Nanak Market
Opp. LSC Market
New Delhi - 110048
Phone +91 9234602083

JMT AUTO LIMITED
CIN-L42274DL1997PLC270939

Regd. Office : 3, L S C Pomposh Enclave, Guru Nanak Market, Opp. L S C Market, New Delhi - 110 048.

PART - I

Audited Financial Results for the Quarter/Year Ended 31st March, 2016

(Rs. in Lakhs)

Sl. No.	Particulars	Quarter Ended	Quarter Ended	Quarter Ended	Year Ended	Year Ended	Year Ended
		31.03.2016	31.12.2015	31.03.2015	31.03.2016	31.03.2015	31.03.2016
		(Audited)	(Unaudited)	(Audited)	(Audited)	(Audited)	(Audited)
		Standalone					Consolidated
1	Income from Operations						
	(a) Net Sales/Income from Operations (Net of Excise Duty)	8,848.24	7,565.30	8,545.72	33,429.27	42,916.87	146,580.32
	(b) Other Operating Income	18.07	17.71	0.06	165.04	91.45	165.04
	Total income from operations (net)	8,866.31	7,583.01	8,545.78	33,594.31	43,008.32	146,745.36
2	Expenses						
	a. Cost of materials consumed	3,400.63	3,227.05	3,304.54	13,523.92	23,141.06	66,264.63
	b. Changes in inventories of finished goods and work-in-progress	296.46	(492.27)	228.71	(179.67)	(679.93)	(5,023.14)
	c. Employee benefits expense	546.85	450.95	519.26	1,885.57	1,703.86	39,451.97
	d. Depreciation and amortization expense	693.37	691.24	687.57	2,758.23	2,505.20	11,874.26
	e. Job Work Charges	1,090.94	1,021.08	1,080.64	4,284.06	4,019.32	4,284.06
	f. Power fuel and oil	1,140.07	1,015.81	1,071.59	4,422.27	4,657.49	8,830.41
	g. Consumption of Stores and Spare Parts	618.83	668.58	671.97	2,610.00	2,917.70	5,294.12
	h. Freight	160.25	148.82	194.60	617.61	820.14	803.25
	i. Other expense	394.46	275.75	263.71	1,181.46	1,058.61	13,748.27
	Total expenses	8,341.86	7,007.01	8,022.59	31,103.45	40,143.45	145,527.83
3	Profit/(Loss) from operations before other income, finance cost and exceptional items (1-2)	524.45	576.00	523.19	2,490.86	2,864.87	1,217.53
4	Other Income	5.28	19.27	129.21	174.80	229.51	1,654.40
5	Profit / (Loss) from ordinary activities before finance costs but before exceptional items (3+4)	529.73	595.27	652.40	2,665.66	3,094.38	2,871.93
6	Finance costs	(25.94)	936.86	510.35	1,922.89	1,913.76	5,912.36
7	Profit / (Loss) from ordinary activities after finance costs but before exceptional items (5-6)	555.67	(341.59)	142.05	742.77	1,180.62	(3,040.43)
8	Exceptional items	-	-	-	-	-	-
9	Profit/(Loss) from Ordinary Activities before tax (7+8)	555.67	(341.59)	142.05	742.77	1,180.62	(3,040.43)
10	Tax expenses	164.01	(103.50)	(139.23)	257.12	233.07	1,180.24
11	Net Profit/(Loss) from Ordinary Activities after tax (9-10)	391.67	(238.09)	281.28	485.65	947.55	(4,220.67)
12	Extraordinary Item	-	-	-	-	-	-
13	Net Profit/(Loss) for the period (11-12)	391.67	(238.09)	281.28	485.65	947.55	(4,220.67)
14	Paid-up Equity Share Capital * (Face Value Rs. 2/- Per Share)	5,038.32	5,038.32	5,038.32	5,038.32	5,038.32	5,038.32
15	Reserve excluding Revaluation Reserves as per balance sheet of previous accounting year						
16.i	Earnings Per Share (before extraordinary items) (of Rs. 2/- each)(not annualized)						
	a) Basic	0.16	(0.09)	0.11	0.19	0.38	(1.68)
	b) Diluted	0.15	(0.09)	0.11	0.19	0.37	(1.67)
16.ii	Earnings Per Share (after extraordinary items) (of Rs. 2/- each)(not annualized)						
	a) Basic	0.16	(0.09)	0.11	0.19	0.38	(1.68)
	b) Diluted	0.15	(0.09)	0.11	0.19	0.37	(1.67)

See accompanying note to the financial results

PART - II

Sl. No.	Particulars	Quarter Ended	Quarter Ended	Quarter Ended	Year Ended	Year Ended
		31.03.2016	31.12.2015	31.03.2015	31.03.2016	31.03.2015
		(Audited)	(Unaudited)	(Audited)	(Audited)	(Audited)
A	PARTICULARS OF SHAREHOLDING					
1	Public Shareholding					
	-Number of shares	71,209,970	71,209,970	14,241,994	71,209,970	14,241,994
	-Percentage of shareholding	28.27%	28.27%	28.27%	28.27%	28.27%
2	Promoters and Promoter group Shareholding					
	a) Pledged/Encumbered					
	- Number of shares	180,706,100	180,706,100	-	180,706,100	-
	- Percentage of shares (as a % of the total shareholding of promoter and promoter group)	100%	100%	-	100%	-
	- Percentage of shares (as a % of the total share capital of the company)	71.73%	71.73%	-	71.73%	-
	b) Non-encumbered					
	- Number of shares	-	-	36,141,220	-	36,141,220
	- Percentage of shares (as a % of the total shareholding of promoter and promoter group)	-	-	100%	-	100%
	- Percentage of shares (as a % of the total share capital of the company)	-	-	71.73%	-	71.73%

STATEMENT OF ASSETS AND LIABILITIES		As at 31-Mar-16 (Audited)	As at 31-Mar-15 (Audited)	As at 31-Mar-16 (Audited)
Particulars				
A	EQUITY AND LIABILITIES	Standalone		Consolidated
1	Shareholder's Funds			
	(a) Share capital	5,038.32	5,038.32	5,038.32
	(b) Reserves and Surplus	11,537.97	11,052.33	9,958.32
	Shareholders' funds	16,576.29	16,090.65	14,996.64
2	Non-current Liabilities			
	Current Assets, Loans and Advances			
	(a) Long term borrowings	5,664.90	7,374.29	27,903.20
	(b) Deferred tax liabilities (net)	2,119.57	2,358.68	2,263.03
	(d) Long-term provisions	91.59	63.34	1,695.85
	Non-current liabilities	7,876.06	9,796.31	31,862.08
3	Current Liabilities			
	(a) Short term borrowings	7,005.14	7,650.44	61,786.30
	(b) Trade payables	4,267.50	6,043.91	45,594.18
	(b) Other current liabilities	4,567.70	1,612.55	35,423.01
	(b) Short-term provisions	-26.24	90.10	14,075.55
	Current liabilities	15,814.10	15,397.00	156,879.04
	TOTAL - EQUITY AND LIABILITIES	40,266.45	41,283.97	203,737.76
B	ASSETS			
1	Non-current assets			
	(a) Fixed assets	17,453.43	19,730.93	116,388.05
	(b) Non-current investments	706.15	6.15	6.15
	(c) Long term loans and advances	1,007.20	1,972.41	1,543.31
	(d) Other non-current assets	0.10	0.05	0.10
	Non-current assets	19,166.89	21,709.54	117,937.62
2	Current assets			
	(b) Inventories	11,221.11	11,007.31	37,020.34
	(c) Trade receivables	5,181.28	4,529.76	32,752.45
	(d) Cash and cash equivalents	20.37	91.51	6,941.35
	(e) Short-term loans and advances	4,637.92	3,899.21	5,121.67
	(f) Other current assets	38.88	46.64	3,964.33
	Current assets	21,099.56	19,574.42	85,800.14
	TOTAL - ASSETS	40,266.45	41,283.97	203,737.76

SEGMENT INFORMATION

Segments have been identified in line with the Accounting Standards (AS) 17 on Segment Reporting prescribed under the Companies Act, 2013, taking into account the nature of products and services, the different risks and returns, the organizational structure and the internal financial reporting system. It has manufacturing location in India only. Based on the dominant source and nature of risk and returns of the Company, its internal organizational structure and its system of internal financial reporting, geographical segment based in the location of the customers has been identified as the primary segment. The Company has following two geographical segments:


- i) Domestic
- ii) Export

The Company is a manufacturer of Automotive Components parts and managed organizationally as a single unit hence there are no reportable business segment.

Sl. No.	Particulars	Quarter Ended 31.03.2016 (Audited)	Quarter Ended 31.12.2015 (Unaudited)	Quarter Ended 31.03.2015 (Audited)	Year Ended 31.03.2016 (Audited)	Year Ended 31.03.2015 (Audited)	Year Ended 31.03.2016 (Audited)
		Standalone					Consolidated
	Domestic	7,311.85	6,182.92	5,907.71	26,675.34	33,117.44	139,825.92
	Export	1,549.39	1,405.24	2,644.77	6,919.45	9,890.88	6,919.45
	Net Sales/Income from Operations	8,861.24	7,588.17	8,552.48	33,594.79	43,008.32	146,745.36
2.	Segment Result						
	Domestic	625.25	563.59	309.40	2,270.90	2,072.27	2,488.32
	Export	312.20	322.91	517.34	1,482.88	1,853.13	1,482.88
	Total	937.45	886.50	826.73	3,753.79	3,925.39	3,971.20
	Less: (i) Interest	471.37	934.07	507.38	2,411.75	1,901.82	5,912.36
	(ii) Other Un-allocable Expenditure net-off	417.43	308.13	299.50	1,269.34	1,067.85	1,269.34
	(iii) Other Un-allocable Income	-7.02	-14.12	-122.19	-170.07	-224.90	-170.07
	Total Profit Before Tax	55.67	-341.58	142.05	242.77	1,180.62	-3,040.43
3.	Capital Employed						
	Domestic	22,097.16	23,335.98	21,015.89	22,097.16	21,015.89	44,503.53
	Export	4,592.76	4,302.76	4,241.58	4,592.76	4,241.58	4,592.76

NOTES :

- 1 The above unaudited results have been reviewed and recommended by the Audit Committee at its meeting held on 30th May, 2016 and thereafter approved by the Board of Directors at its meeting held on 30th May, 2016.
- 2 Figures for the previous periods have been re-arranged/re-grouped, wherever necessary to conform to the current period's presentation.
- 3 Previous year's Consolidated figure are not applicable since Amtek Machining Systems Pte Ltd, and Amtek Riken Casting Pvt Ltd, has become subsidiary and JV entity respectively during the year.


Sanjay Tiku

Whole-Time Director
DIN:- 00300566

Place: New Delhi

Date : 30th May, 2016



Auditor's Report On Quarterly Financial Results and Year to Date Results of the Company Pursuant to the Regulation 33 of the SEBI (Listing Obligations and Disclosure Requirements) Regulations, 2015

To
Board of Directors of JMT Auto Limited,


1. We have audited the quarterly financial results of JMT Auto Limited ("the Company") for the quarter ended March 31, 2016, and the financial results for the year ended March 31, 2016, attached herewith, being submitted by the Company pursuant to the requirement of Regulation, 33 of the SEBI (Listing Obligations and Disclosure Requirements) Regulations, 2015. The quarterly financial results are derived figures between the audited figures in respect of the year period ended March 31, 2016 and the published year to date figures upto December 31, 2015, being the date of the end of the previous quarter of the financial year, which were subject to limited review. The financial results for the quarter and year ended March 31, 2016 have been prepared on the basis of the financial results for the nine months period ended December 31, 2015, the audited financial statements as at and for the year period ended March 31, 2016, and the relevant requirements of Regulation 33 of the SEBI (Listing Obligations and Disclosure Requirements) Regulations, 2015 and are the responsibility of the Company's management and have been approved by the Board of Directors of the Company. Our responsibility is to express an opinion on these financial results based on our review of financial results for the nine months period ended 31 December 2015 which was prepared in accordance with the recognition and measurement principles laid down in Accounting Standard (AS) 25, "Interim Financial Reporting", Interim Financial Reporting, specified under Section 133 of the Companies Act 2013 read with relevant rules issued thereunder and other accounting principles generally accepted in India; our audit of the financial statements as at and for the year ended March 31, 2016; and the relevant requirements of Regulation 33 of the SEBI (Listing Obligations and Disclosure Requirements) Regulations, 2015.
2. We conducted our audit in accordance with the auditing standards generally accepted in India. Those standards require that we plan and perform the audit to obtain reasonable assurance about whether the financial results are free of material misstatement(s). An audit includes examining on a test basis, evidence supporting the amounts disclosed in financial results. An audit also includes assessing the accounting principles used and significant estimates made by management. We believe that our audit provides a reasonable basis for our opinion.
3. In our opinion and to the best of our information and according to the explanations given to us, these quarterly financial results as well as the year to date results:
 - i. are presented in accordance with the requirements of Regulation 33 of the SEBI (Listing Obligations and Disclosure Requirements) Regulations, 2015 in this regard; and
 - ii. give a true and fair view of the net loss and other financial information for the year ended March 31, 2016.

For A. C. Gupta & Associates
Chartered Accountants

Firm's registration number: 008079N

A.C.Gupta
Partner

Membership number: 08565



New Delhi

30th May 2016



Auditor's Report On Quarterly Consolidated Financial Results and Year to Date Results of the Company Pursuant to the Regulation 33 of the SEBI (Listing Obligations and Disclosure Requirements) Regulations, 2015

To
Board of Directors of JMT Auto Limited,

1. We have audited the consolidated financial results of JMT Auto Limited ("the Company") and its subsidiaries/associates and jointly controlled Companies for the year ended March 31, 2016, attached herewith, being submitted by the Company pursuant to the requirement of Regulation 33 of the SEBI (Listing Obligations and Disclosure Requirements) Regulations, 2015. This statement, which is the responsibility of the Company's management has been prepared in accordance with the recognition and measurement principles laid down in Accounting Standard as notified under Companies (Accounting Standard) rules, 2006 read with rule 7 of the Companies (Accounts) rules, 2014 in respect of Section 133 of the Companies Act, 2013 and other accounting principles generally accepted in India. Our responsibility is to express as opinion on this statement based on our audit.
2. We conducted our audit in accordance with the auditing standards generally accepted in India. Those standards require that we plan and perform the audit to obtain reasonable assurance about whether the financial results are free of material misstatement(s). An audit includes examining, on a test basis, evidence supporting the amounts disclosed as financial results. An audit also includes assessing the accounting principles used and significant estimates made by management. We believe that our audit provides a reasonable basis for our opinion.
3. We did not audit the financial statements of subsidiaries, associates and joint ventures, included in the consolidated financial results, whose consolidated financial statement reflect total assets (after eliminating-intra-group transactions) of Rs 164171.31 lakhs as at March 31, 2016 , total revenue of Rs 88066.56 lakhs for the year ended March 31, 2016. These financial statement and other financial information have been audited by other auditors whose reports has been furnished to us , and our opinion on the consolidated financial results for the year ended March 31, 2016, to the extent they have been derived from such financial statements is based solely on the report of such other auditors.
4. In our opinion and to the best of our information and according to the explanations given to us and upon consideration of reports of other auditors referred in paragraphs 3 above, the statement :

i. include the results of the following entities as given below :

S. No.	Name of Subsidiaries/Associates
1	Amtek Machining Systems Pte Ltd
2	Amtek Riken Casting Pvt Ltd



- ii. have been presented in accordance with the requirements of Regulation 33 of the SEBI (Listing Obligations and Disclosure Requirements) Regulations, 2015 in this regard; and
- iii. give a true and fair view of the consolidated net loss and other financial information for the year ended March 31, 2016.

For A. C. Gupta & Associates


Chartered Accountants

Firm's registration number: 008079N

A.C.Gupta

Partner

Membership number: 08565



New Delhi

30th May 2016