


Introductory sub-table (I)(a)

Name of the Company: NIRLON LIMITED			
Scrip Code: 500307 , Name of the scrip: NIRLON , class of security: EQUITY			
Quarter ended: 30.06.2015			
Partly paid-up shares:-	No. of partly paid-up shares	As a % of total no. of partly	As a % of total no. of shares of the company
Held by promoter/promoter group	0	0	0
Held by public	0	0	0
Total	0	0	0
Outstanding convertible securities:-	No. of outstanding securities	As a % of total no. of outstanding convertible	As a % of total no. of shares of the company, assuming full conversion of the convertible securities
Held by promoter/promoter group	0	0	0
Held by public	0	0	0
Total	0	0	0
Warrants:-	No. of warrants	As a % of total no. of warrants	As a % of total no. of shares of the company, assuming full conversion of warrants
Held by promoter/promoter group	0	0	0
Held by public	0	0	0
Total	0	0	0
Total paid-up capital of the company, assuming full conversion of warrants and convertible securities		90118040	






NIRLON LIMITED
SHAREHOLDING PATTERN AS ON 30.06.2015

(I) (a) Statement showing Shareholding Pattern

SCRIP CODE : 500307 Name of Scrip : NIRLON Class of Security : Equity Quarter ended : 30.06.2015								
Category Code	Partly paid up shares			Number of partly paid up shares	As a % of total number of partly paid up shares	As a % of total number of shares of the Company		
	Held by Promoter/Promoter group							
	Held by Public							
	Total			0	0.00	0.00		
Category Code	Outstanding Convertible Securities			Number of outstanding Securities	As a % of total No. of outstanding Con. Securities	As a % of total No. of shares of the Company, assuming full conversion of the Securities		
	Held by Promoter/Promoter group							
	Held by Public							
	Total			0	0.00	0.00		
Category Code	Warrants			Number of warrants	As a % of total number of warrants	As a % of total number of shares of the Company assuming full conversion of warrants		
	Held by Promoter/Promoter group							
	Held by Public							
	Total			0	0.00	0.00		
Total paid up capital of the Company, assuming full conversion of warrants and convertible securities								
Category Code	Category of Shareholders	Number of Shareholders	Total No. of shares	Number of shares held in demat form	Total shareholding as a percentage of total number of shares		Shares pledged or otherwise encumbered	
					As a percentage of (A+B) ¹	As a percentage of (A+B+C)	Number of Shares	As a %
(I)	(II)	(III)	(IV)	(V)	(VI)	(VII)	(VIII)	(IX)=(VIII)/(IV)*100
(A)	Shareholding of Promoter and Promoter Group²							
(1)	Indian							
(a)	Individuals/H.U.F			5	4242885	4242885	4.71	4.71
(b)	Central/State Government(s)			0	0	0	0.00	0.00
(c)	Bodies Corporate			1	817564	817564	0.91	0.91
(d)	Financial Institutions/Banks			0	0	0	0.00	0.00
(e)	Any Other (specify)							
	Sub-Total (A)(1)			6	5060449	5060449	5.62	5.62
(2)	Foreign							
(a)	Non Resident Individuals/Foreign Nationals			0	0	0	0.00	0.00
(b)	Bodies Corporate			5	59452676	59349916	65.97	65.97
(c)	Institutions			0	0	0	0.00	0.00
(d)	Qualified Foreign Investor			0	0	0	0.00	0.00
(e)	Any Other (specify)			0	0	0	0.00	0.00
	Sub-Total (A)(2)			5	59452676	59349916	65.97	65.97
	Total holding of Promoter and Promoter Group (A)=(A)(1)+(A)(2)			11	64513125	64410365	71.59	71.59
(B)*	Public Shareholding³							
(1)	Institutions							
(a)	Mutual Fund/UTI			1	14500	14500	0.02	0.02
(b)	Financial Institutions/Banks			28	214179	196146	0.24	0.24
(c)	Central/State Government(s)			0	0	0	0.00	0.00
(d)	Venture Capital Funds			0	0	0	0.00	0.00
(e)	Insurance Companies			3	7425	0	0.01	0.01
(f)	Foreign Institutional Investors			9	3824505	3824505	4.24	4.24
(g)	Foreign Portfolio - Corp.			3	1609331	1609331	1.79	1.79
(h)	Foreign Venture Cap. Inv			0	0	0	0.00	0.00
(i)	Qualified Foreign Investor (corporate)			1	440760	440760	0.49	0.49
	Sub-Total (B)(1)			45	6110700	6085242	6.78	6.78
(2)	Non Institutions							
(a)	Bodies Corporate			473	6025937	5061879	6.69	6.69
(b)	Individuals							
	i) Holding nominal share capital upto Rs. 1 lakh			41633	8491043	5181913	9.42	9.42
	ii) Holding nominal share capital in excess of Rs. 1 lakh			65	1733103	1696271	1.92	1.92
(c)	Qualified Foreign Investor			0	0	0	0.00	0.00
(d)	Any other (Specify)							
d-i	Individual Non-Resident individuals			196	3115585	428066	3.46	3.46
d-ii	Trust			3	38947	38947	0.04	0.04
d-iii	Foreign Bodies			2	86500	0	0.10	0.10
d-iv	OCBs			3	3100	0	0.00	0.00
	Sub-Total (B)(2)			42375	19494215	12407076	21.63	21.63
	Total Public shareholding (B)*=(B)(1)+(B)(2)			42420	25604915	18492318	28.41	28.41
	TOTAL (A)+(B)*			42431	90118040	82902683	100.00	100.00
(C)	Shares held by Custodians and against which Depository Receipts have been issued			0	0	0		
1	Promoter and Promoter Group							
2	Public							
	GRAND TOTAL (A)+(B)*+(C)			42431	90118040	82902683	100.00	

Note* Certain shareholders (holding 2964899 Equity shares representing 3.290%) classified under the public category have been classified as persons acting in concert with promoter / promoter group as per filing made under Regulation 30(2) of Securities and Exchange Board of India (Substantial Acquisition of Shares and Takeovers) Regulations, 2011, as amended

(i) (b) Statement showing holding of securities (including shares, warrants, convertible securities) of persons belonging to the category "Promoter and Promoter Group"

Sr.No.	Name of the shareholder	Details of Shares held		Encumbered shares(*)		Details of warrants		Details of convertible securities		Total shares (including underlying shares assuming full conversion of warrants and convertible securities as a % of diluted share capital	
		No of Shares held	As a % of grand total (A)+(B)+(C)	Number	As a Percentage (VI) = (V)/(III)*100	As a % of grand total (A)+(B)+(C) of sub-clause (I)(a) held	No of warrants held	As a % of total number of warrants convertible securities of the same class	Number of convertible securities held		As a % of total number of convertible securities of the same class
(I)	(II)	(III)	(IV)	(V)	(VI)	(VII)	(VIII)	(IX)	(X)	(XI)	(XII)
1	KUNAL VIRENGCHEE SAGAR	1329750	1.48								1.48
2	RAHUL V SAGAR	1329750	1.48								1.48
3	POONAM MANHAR BHAGAT	909651	1.01								1.01
4	RAJANI M BHAGAT	673299	0.75								0.75
5	SHEETAL M BHAGAT	435	0.00								0.00
6	SHITAL TRADING & INVESTMENT COMPANY PVT LTD	817564	0.91								0.91
7	RECO BERRY PRIVATE LIMITED	55759872	61.87								61.87
8	DELTRON PTE LTD	923201	1.02								1.02
9	BILBY PTE LTD	923201	1.02								1.02
10	ALFANO PTE LTD	923201	1.02								1.02
11	GUILDFORD PTE LTD	923201	1.02								1.02
	TOTAL	64513125	71.59								71.59

(*) The term "encumbrance" has the same meaning as assigned to it in regulation 28(3) of the SAST Regulations, 2011



(I)(c)(i) Statement showing holding of securities (including shares, warrants, convertible securities) of persons belonging to the category "Public" and holding more than 1% of the total number of shares.

Sr.No.	Name of the shareholder	Number of shares held	Shares as a percentage of total number of shares (i.e., Grand Total (A)+(B)+(C) Indicated in Statement at para (I)(a) above)	Details of warrants		Details of convertible securities		Total amount (including underlying shares assuming full conversion of warrants and convertible securities as a % of diluted share capital)
				No of warrants held	As a % of total number of warrants of the same class	Number of convertible securities held	As a % of total number of convertible securities of the same class	
1	GULUG WANNEY	2670247	2.98					2.98
2	ARES DIVERSIFIED	1157630	1.28					1.28
3	RAJASTHAN GLOBAL SECURITIES LIMITED	966551	1.07					1.07
	TOTAL	4794428	5.33					5.33

Sr.No.	Name(s) of the shareholder(s) and the Persons Acting in Concert (PAC) with them	Number of shares	Shares as a percentage of total number of shares (i.e., Grand Total (A)+(B)+(C) Indicated in Statement at para (I)(a) above)	Details of warrants		Details of convertible securities		(including underlying shares assuming full conversion of warrants and convertible securities as a % of diluted share)
				No of warrants held	As a % of total number of warrants of the same class	Number of convertible securities held	As a % of total number of convertible securities of the same class	
	TOTAL							



(1) (d) Statement showing details of locked in shares

Sr. No.	Name of shareholder	No. of locked-in shares	Locked-in shares as percentage of total no. of shares (i.e. Grand Total(A)+(B)+C) indicated in statement at para(1)(a) above)	Promoter / Group / Public
1	KUNAL VIRENCHEE SAGAR	1281066	1.42	Promoter
2	RAHUL VSAGAR	585908	0.65	Promoter
	TOTAL	1866974	2.07	

(ii) (a) Statement showing details of Depository Receipts (DRs)				
Sr. No.	Type of outstanding DR(ADRs, GDRs, SDRs, etc)	No. of DRs	No. of shares underlying outstanding DRs	Shares underlying outstanding DRs as a percentage of total no. of shares (i.e. Grand Total)
	N.A.			

(ii) (b) Statement showing holding of Depository Receipts (DRs) where underlying shares held by "promoter/promoter group" are in excess of 1% of the total no. of shares				
Sr. No.	Name of the DR Holder	Type of outstanding DR(ADRs, GDRs, SDRs, etc.)	No. of shares underlying outstanding DRs.	Shares underlying outstanding DRs as a percentage of total no. of shares (i.e. Grand Total (A)+(B)+C) indicated in Statement at para (1)(a)above)
	N.A.			