


INDEPENDENT AUDITOR'S REVIEW REPORT TO THE BOARD OF DIRECTORS OF SONATA SOFTWARE LIMITED

1. We have reviewed the accompanying Statement of Standalone Unaudited Financial Results of **SONATA SOFTWARE LIMITED** ("the Company") for the quarter ended June 30, 2015 ("the Statement"), being submitted by the Company pursuant to Clause 41 of the Listing Agreements with the Stock Exchanges, except for the disclosures in Part II - Select Information referred to in paragraph 4 below. This Statement is the responsibility of the Company's Management and has been approved by the Board of Directors. Our responsibility is to issue a report on the Statement based on our review.
2. We conducted our review of the Statement in accordance with the Standard on Review Engagements (SRE) 2410 'Review of Interim Financial Information Performed by the Independent Auditor of the Entity', issued by the Institute of Chartered Accountants of India. This Standard requires that we plan and perform the review to obtain moderate assurance as to whether the Statement is free of material misstatement. A review is limited primarily to inquiries of Company personnel and an analytical procedure applied to financial data and thus provides less assurance than an audit. We have not performed an audit and accordingly, we do not express an audit opinion.
3. Based on our review conducted as stated above, nothing has come to our attention that causes us to believe that the accompanying Statement, prepared in accordance with the Accounting Standards specified as per Section 133 of the Companies Act, 2013, read with Rule 7 of the Companies (Accounts) Rules, 2014 and other accounting principles generally accepted in India, has not disclosed the information required to be disclosed in terms of Clause 41 of the Listing Agreements with the Stock Exchanges, including the manner in which it is to be disclosed, or that it contains any material misstatement.
4. Further, we also report that we have traced the number of shares as well as the percentage of shareholding in respect of the aggregate amount of public shareholding and the number of shares as well as the percentage of shares pledged / encumbered and non-encumbered in respect of the aggregate amount of promoters and promoter group shareholding, in terms of Clause 35 of the Listing Agreements and the particulars relating to investor complaints disclosed in Part II - Select information for the quarter ended June 30, 2015 of the Statement, from the details furnished by the Management/Registrars.

For **DELOITTE HASKINS & SELLS**
Chartered Accountants
(Firm's Registration No. 008072S)



V. Srikumar
Partner
(Membership No. 84494)

Gurgaon, August 5, 2015
VS/UB/ 2015

SONATA SOFTWARE LIMITED

Registered Office: 208, T.V. Industrial Estate, S.K. Ahire Marg, Worli, Mumbai - 400 030
Corporate Office: 1/4, A.P.S Trust Building, Bull Temple Road, N.R. Colony, Bangalore - 560 019
CIN - L72200MH1994PLC082110

www.sonata-software.com, Tel : +91-080-67781999 Fax : +91-080-26601387, investor@sonata-software.com

Part I		(₹ in lakhs)			
Statement of Standalone Unaudited Financial Results for the Quarter Ended June 30, 2015					
Sr #	Particulars	Three months ended June 30, 2015	Preceding three months ended March 31, 2015	Corresponding three months ended June 30, 2014	Year to date figures for previous year ended March 31, 2015
		<i>Unaudited</i>	<i>Audited (Refer Note 2)</i>	<i>Unaudited</i>	<i>Audited</i>
1	Income from operations				
	(a) Net sales/income from operations	11,761.69	12,603.00	10,117.22	46,613.20
	(b) Other operating income	6.76	16.32	21.12	74.55
	Total income from operations (net)	11,768.45	12,619.32	10,138.34	46,687.75
2	Expenses				
	(a) Purchases of stock-in-trade	142.87	25.82	-	25.82
	(b) Employee benefits expense	7,123.61	6,868.45	5,767.15	25,757.10
	(c) Depreciation and amortisation expense	100.10	110.51	182.59	522.27
	(d) Other expenses	2,115.70	1,946.14	2,087.65	8,051.88
	(e) Net exchange loss/(gain)	(375.76)	(348.45)	(391.12)	(1,058.98)
	Total expenses	9,106.52	8,602.47	7,646.27	33,298.09
3	Profit from operations before other income, finance costs and exceptional item	2,661.93	4,016.85	2,492.07	13,389.66
4	Other income	599.63	554.50	438.09	2,105.26
5	Profit from ordinary activities before finance costs and exceptional item	3,261.56	4,571.35	2,930.16	15,494.92
6	Finance costs	30.38	24.21	3.07	114.30
7	Profit from ordinary activities after finance costs but before exceptional item	3,231.18	4,547.14	2,927.09	15,380.62
8	Exceptional item	-	-	-	-
9	Profit before tax	3,231.18	4,547.14	2,927.09	15,380.62
10	Tax expense	867.33	1,105.54	684.84	3,633.64
11	Net Profit after tax	2,363.85	3,441.60	2,242.25	11,746.98
12	Paid-up equity share capital (Face Value ₹ 1/-)	1,051.59	1,051.59	1,051.59	1,051.59
13	Reserve excluding Revaluation Reserves as per balance sheet of previous accounting year				34,678.23
14	Earnings per share (of ₹ 1/- each) (not annualised):				
	Basic and Diluted	2.25	3.27	2.13	11.17
	See accompanying notes to the financial results				



SONATA SOFTWARE LIMITED

Registered Office: 208, T.V. Industrial Estate, S.K. Ahire Marg, Worli, Mumbai - 400 030
 Corporate Office: 1/4, A.P.S Trust Building, Bull Temple Road, N.R. Colony, Bangalore - 560 019
 CIN - L72200MH1994PLC082110

www.sonata-software.com, Tel : +91-080-67781999 Fax : +91-080-26601387 investor@sonata-software.com


Part II					
Select Information for the Quarter ended June 30, 2015					
Sr #	Particulars	Three months ended June 30, 2015	Preceding three months ended March 31, 2015	Corresponding three months ended June 30, 2014	Year to date figures for previous year ended March 31, 2015
A	PARTICULARS OF SHAREHOLDING				
1	Public Shareholding				
	- Number of shares	71,109,145	71,119,145	70,674,145	71,119,145
	- Percentage of shareholding	67.62%	67.63%	67.21%	67.63%
2	Promoters and Promoter Group Shareholding				
	a) Pledged / Encumbered				
	- Number of shares	1,875,000	1,875,000	1,875,000	1,875,000
	- Percentage of shares (as a % of the total shareholding of promoters and promoter group)	5.51%	5.51%	5.44%	5.51%
	- Percentage of shares (as a % of the total share capital of the company)	1.78%	1.78%	1.78%	1.78%
	b) Non - encumbered				
	- Number of shares	32,175,161	32,165,161	32,610,161	32,165,161
	- Percentage of shares (as a % of the total shareholding of promoters and promoter group)	94.49%	94.49%	94.56%	94.49%
	- Percentage of shares (as a % of the total share capital of the company)	30.60%	30.59%	31.01%	30.59%

	Particulars	Quarter ended June 30, 2015
B	INVESTOR COMPLAINTS	
	Pending at the beginning of the quarter	-
	Received during the quarter	3
	Disposed of during the quarter	3
	Remaining unresolved at the end of the quarter	-

Notes:

- The above unaudited financial results of the Company has been reviewed by the Audit Committee and approved by the Board of Directors at their meeting held on August 05, 2015.
- The figures for the quarter ended March 31, 2015 are balancing figures arrived at based on audited results of the full financial year and published year to date unaudited figures for nine months ended December 31, 2014.
- Segment results have not been disclosed in the Standalone results since the Company operates in only one Segment viz International (Software Service exports).
- Previous period figures have been regrouped/reclassified wherever necessary to confirm to current period classification.

FOR AND ON BEHALF OF THE BOARD OF DIRECTORS


P SRIKAR REDDY
 MANAGING DIRECTOR
 & CHIEF EXECUTIVE OFFICER

Place : Mumbai
 Date : 05th August, 2015



INDEPENDENT AUDITORS' REVIEW REPORT TO THE BOARD OF DIRECTORS OF SONATA SOFTWARE LIMITED

1. We have reviewed the accompanying Statement of Consolidated Unaudited Financial Results of **SONATA SOFTWARE LIMITED** ("the Company") and its subsidiaries (the Company and its subsidiaries constitute "the Group") for the Quarter Ended June 30, 2015 ("the Statement"), being submitted by the Company pursuant to Clause 41 of the Listing Agreements with the Stock Exchanges, except for the disclosures in Part II - Select Information referred to in paragraph 5 below. This Statement is the responsibility of the Company's Management and has been approved by the Board of Directors. Our responsibility is to issue a report on the Statement based on our review.
2. We conducted our review of the Statement in accordance with the Standard on Review Engagements (SRE) 2410 "Review of Interim Financial Information Performed by the Independent Auditor of the Entity", issued by the Institute of Chartered Accountants of India. This Standard requires that we plan and perform the review to obtain moderate assurance as to whether the Statement is free of material misstatement. A review is limited primarily to inquiries of Company personnel and analytical procedures applied to financial data and thus provides less assurance than an audit. We have not performed an audit and accordingly, we do not express an audit opinion.
- 3(i). The Statement includes the results of the following subsidiaries:
 - a. Sonata Information Technology Limited
 - b. Sonata Software North America Inc.
 - c. Sonata Software GmbH
 - d. Sonata Europe Limited
 - e. Sonata Software FZ- LLC
 - f. Sonata Software (Qatar) LLC
 - g. Rezopia Inc.
- 3(ii). We did not review the interim financial information of 3 subsidiaries included in the Statement, whose interim financial information reflect total revenues of Rs. 352 lakhs for the Quarter ended June 30, 2015 and total profit after tax of Rs. 38 lakhs for the Quarter ended June 30, 2015, as considered in the Statement. These interim financial information have been reviewed by other auditors whose reports have been furnished to us by the Management and our report on the Statement, in so far as it relates to the amounts and disclosures included in respect of these subsidiaries, is based solely on the reports of the other auditors.
4. Based on our review conducted as stated above and based on the consideration of the reports of the other auditors referred to in paragraph 3(ii) above, nothing has come to our attention that causes us to believe that the accompanying Statement, prepared in accordance with the Accounting Standards specified as per Section 133 of the Companies Act, 2013 read with Rule 7 of the Companies (Accounts) Rules, 2014 and other accounting principles generally accepted in India, has not disclosed the information required to be disclosed in terms of Clause 41 of the Listing Agreements with the

**Deloitte
Haskins & Sells**

Stock Exchanges, including the manner in which it is to be disclosed, or that it contains any material misstatement.

5. Further, we also report that we have traced the number of shares as well as the percentage of shareholding in respect of the aggregate amount of public shareholding and the number of shares as well as the percentage of shares pledged/encumbered and non-encumbered in respect of the aggregate amount of promoters and promoter group shareholding in terms of Clause 35 of the Listing Agreements and the particulars relating to investor complaints disclosed in Part II - Select Information for the Quarter Ended June 30, 2015 of the Statement, from the details furnished by the Management/Registrars.

For **DELOITTE HASKINS & SELLS**
Chartered Accountants
(Firm Registration No. 008072S)



V. Srikumar
Partner
(Membership No. 84494)

Gurgaon, August 5, 2015
VS/ UB/ 2015

SONATA SOFTWARE LIMITED

Registered Office: 208, T.V. Industrial Estate, S.K. Ahire Marg, Worli, Mumbai - 400 030
Corporate Office: 1/4, A.P.S Trust Building, Bull Temple Road, N.R. Colony, Bangalore - 560 019

CIN - L72200MH1994PLC082110

www.sonata-software.com, Tel : +91-080-67781999 Fax : +91-080-26601387 investor@sonata-software.com

Part I						(₹ in lakhs)
Statement of Consolidated Unaudited Financial Results for the Quarter Ended June 30, 2015						
Sr #	Particulars	Three months ended June 30, 2015	Preceding three months ended March 31, 2015	Corresponding three months ended June 30, 2014	Year to date figures for previous year ended March 31, 2015	
		Unaudited	Audited (Refer Note 2)	Unaudited	Audited	
1	Income from operations					
	(a) Net sales/income from operations	47,877.75	39,225.56	41,679.11	168,051.14	
	(b) Other operating income	38.33	39.57	33.28	161.67	
	Total income from operations (net)	47,916.08	39,265.13	41,712.39	168,212.81	
2	Expenses					
	(a) Purchases of stock-in-trade	29,751.88	21,944.08	31,484.10	102,381.00	
	(b) Changes in inventories of stock-in-trade	119.12	(494.93)	(4,963.48)	(612.52)	
	(c) Employee benefits expense	9,711.20	9,294.06	8,172.70	35,271.95	
	(d) Depreciation and amortisation expense	124.52	132.89	204.76	607.15	
	(e) Other expenses	4,171.33	3,867.00	3,456.37	14,408.82	
	(f) Net exchange loss/(gain)	(649.44)	84.34	(340.87)	(334.52)	
	Total expenses	43,228.61	34,827.44	38,013.58	151,721.88	
3	Profit from operations before other income, finance costs and exceptional item	4,687.47	4,437.69	3,698.81	16,490.93	
4	Other income	488.90	461.99	345.10	1,652.96	
5	Profit from ordinary activities before finance costs and exceptional item	5,176.37	4,899.68	4,043.91	18,143.89	
6	Finance costs	100.43	54.79	54.55	275.81	
7	Profit from ordinary activities after finance costs but before exceptional item	5,075.94	4,844.89	3,989.36	17,868.08	
8	Exceptional item Interest income on income tax refund	272.03	-	163.65	321.76	
9	Profit before tax	5,347.97	4,844.89	4,153.01	18,189.84	
10	Tax expense	1,527.85	1,356.81	948.88	4,861.70	
11	Net Profit after tax	3,820.12	3,488.08	3,204.13	13,328.14	
12	Minority interest	-	(4.88)	0.43	41.53	
13	Net Profit after taxes and minority interest	3,820.12	3,483.20	3,204.56	13,369.67	
14	Paid-up equity share capital (Face Value ₹ 1/-)	1,051.59	1,051.59	1,051.59	1,051.59	
15	Reserve excluding Revaluation Reserves as per balance sheet of previous accounting year				41,791.47	
16	Earnings per share (of ₹ 1/- each) (not annualised):					
	Basic and Diluted	3.63	3.31	3.05	12.71	
See accompanying notes to the Consolidated financial results						



SONATA SOFTWARE LIMITED

Registered Office: 208, T.V. Industrial Estate, S.K. Ahire Marg, Worli, Mumbai - 400 030
Corporate Office: 1/4, A.P.S Trust Building, Bull Temple Road, N.R. Colony, Bangalore - 560 019
CIN - L72200MH1994PLC082110

www.sonata-software.com, Tel : +91-080-67781999 Fax : +91-080-26601387 investor@sonata-software.com

Part II					
Select information for the Quarter ended June 30, 2015					
Sr #	Particulars	Three months ended June 30, 2015	Preceding three months ended March 31, 2015	Corresponding three months ended June 30, 2014	Year to date figures for previous year ended
A	PARTICULARS OF SHAREHOLDING				
1	Public Shareholding				
	- Number of shares	71,109,145	71,119,145	70,674,145	71,119,145
	- Percentage of shareholding	67.62%	67.63%	67.21%	67.63%
2	Promoters and Promoter Group Shareholding				
	a) Pledged / Encumbered				
	- Number of shares	1,875,000	1,875,000	1,875,000	1,875,000
	- Percentage of shares (as a % of the total shareholding of promoters and promoter group)	5.51%	5.51%	5.44%	5.51%
	- Percentage of shares (as a % of the total share capital of the company)	1.78%	1.78%	1.78%	1.78%
	b) Non - encumbered				
	- Number of shares	32,175,161	32,165,161	32,610,161	32,165,161
	- Percentage of shares (as a % of the total shareholding of promoters and promoter group)	94.49%	94.49%	94.56%	94.49%
	- Percentage of shares (as a % of the total share capital of the company)	30.60%	30.59%	31.01%	30.59%

	Particulars	Quarter ended June 30, 2015
B	INVESTOR COMPLAINTS	
	Pending at the beginning of the quarter	-
	Received during the quarter	3
	Disposed of during the quarter	3
	Remaining unresolved at the end of the quarter	-



Notes:

- 1 The above unaudited financial results of the Company has been reviewed by the Audit Committee and approved by the Board of Directors at their meeting held on August 05, 2015.
- 2 The figures for the quarter ended March 31, 2015 are balancing figures arrived at based on audited results of the full financial year and published year to date unaudited figures for nine months ended December 31, 2014.
- 3 Consolidated financials include subsidiaries i.e, Sonata Information Technology Limited, Sonata Software North America Inc., Rezopia, Inc. (w.e.f August 22, 2014), Sonata Software GmbH, Sonata Europe Limited, Sonata Software FZ-LLC and Sonata Software (Qatar) LLC.
- 4 Exceptional Item for quarter ended June 30, 2015 includes interest on Income Tax refund of ₹ 272.03 lakhs in Sonata Information Technology Limited.
- 5 The consolidated segment wise revenue and results for the quarter ended June 30, 2015, as required under Clause 41 of the Listing Agreement are as follows :

Particulars	[₹ in lakhs]			
	Three months ended June 30, 2015	Preceding three months ended March 31, 2015	Corresponding three months ended June 30, 2014	Year to date figures for previous year ended March 31, 2015
	<i>Unaudited</i>	<i>Audited</i>	<i>Unaudited</i>	<i>Audited</i>
1. Segment revenue				
a. India	33,170.63	24,311.29	29,227.14	112,260.55
b. Other than India	15,297.97	15,337.96	13,087.31	57,695.44
Total	48,468.60	39,649.25	42,314.45	169,955.99
Less: Inter segment revenue	552.52	384.12	602.06	1,743.18
Net sales/Income from operations	47,916.08	39,265.13	41,712.39	168,212.81
2. Segment results				
Profit before tax and interest				
a. India	1,096.06	1,257.30	784.93	4,184.12
b. Other than India	3,591.41	3,180.39	2,913.88	12,306.81
Total	4,687.47	4,437.69	3,698.81	16,490.93
Less: Finance costs	100.43	54.79	54.55	275.81
Unallocable Income net of unallocable expenditure	488.90	461.99	345.10	1,652.96
3. Profit before tax and exceptional item	5,075.94	4,844.89	3,989.36	17,868.08
Exceptional item				
Interest Income on income tax refund	272.03	-	163.65	321.76
Profit before tax and minority interest	5,347.97	4,844.89	4,153.01	18,189.84
4. Capital employed				
(Segment assets - Segment liabilities)				
a. India	16,236.90	6,181.32	1,660.78	6,181.32
b. Other than India	22,016.14	24,527.64	23,149.24	24,527.64
c. Unallocated	7,666.23	12,134.10	15,597.82	12,134.10
Total	45,919.27	42,843.06	40,407.84	42,843.06


- 6 Previous period figures have been regrouped/reclassified wherever necessary to confirm to current period classification.

FOR AND ON BEHALF OF THE BOARD OF DIRECTORS

P SRIKAR REDDY
MANAGING DIRECTOR
& CHIEF EXECUTIVE OFFICER

Place : Mumbai
Date : 05th August, 2015





Sonata Software - Consolidated Q1 FY16 Revenues at ₹479 Crores and PAT at ₹38 Crores, 19% growth YoY.

Mumbai, August 5, 2015

Sonata Software, a global IT services and technology solutions company, today reported its unaudited financial results for its 1st quarter ended June 30, 2015.

Description	in ₹ Crores				
	For the Quarter ended				YoY
	30/Jun/15	31/Mar/15	QoQ	30/Jun/14	
Revenues					
International IT Services	165.58	162.21	2%	139.61	19%
Domestic- Products & Services	319.10	234.29	36%	283.59	13%
Consolidated	479.16	392.65	22%	417.18	15%
EBITDA					
International IT Services	42.28	39.21	8%	35.49	19%
Domestic- Products & Services	14.39 *	11.60	24%	8.83 *	63%
Consolidated	55.73 *	50.33	11%	44.12 *	26%
PAT					
International IT Services	29.83	27.77	7%	26.35	13%
Domestic- Products & Services	8.37	7.06	19%	5.70	47%
Consolidated	38.20	34.83	10%	32.05	19%

* Includes "exceptional Item" Interest income received on Income-Tax refund of ₹2.72 crores in Q1 of FY2015-16 and ₹1.64 crores in Q1 of FY2014-15.




Speaking on the results Mr. Srikar Reddy, Managing Director & CEO of the Company said "our sustained commitment in new digital transformation technologies and focus on improving business performance of our customers continue to help us in differentiating ourselves in our key verticals. We will continue to invest significantly in platforms as we become an ip led services company.

Performance Highlights for the quarter:

- Consolidated:**

- Revenues at ₹479 Crores : growth of 22% QoQ and 15% YoY;
- EBIDTA at ₹56 Crores : growth of 11% QoQ and 26% YoY;



- PAT at ₹38 Crores : growth of 10% QoQ and 19% YoY;
- Cash and equivalents of approximately ₹220 Crores.

- **International IT Services:**

- Revenues at ₹166 crores : growth of 2% QoQ and 19% YoY;
- EBIDTA at ₹42 Crores : growth of 8% QoQ and 19% YoY;
- PAT at ₹30 Crores : growth of 7% QoQ and 13% YoY;
- Addition of 2 new customers.

- **Domestic Products & Services :**

- Revenues at ₹319 crores : growth of 36% QoQ and 13% YoY;
- EBIDTA at ₹14 Crores : growth of 24% QoQ and 63% YoY;
- PAT at ₹8 Crores : growth of 19% QoQ and 47% YoY;

About Sonata Software

Sonata Software is a global IT services firm focused on catalysing transformational IT initiatives of its clients through deep domain knowledge, technology expertise and customer commitment. The company delivers innovative new solutions for Travel, Retail & Consumer Goods and Software Product Companies by integrating technologies such as Omni-channel commerce, Mobility, Analytics, Cloud and ERP, to drive enhanced customer engagement, operations efficiency and return on IT investments. A trusted long-term service provider to Fortune 500 companies across both the software product development and enterprise business segments, Sonata seeks to add differentiated value to leadership who want to make an impact on their businesses, with IT.

For further information, please contact:

Anuj Kumar Saxena
Sonata Software Limited
CIN- L72200MH1994PLC082110
A.P.S. Trust Building,
Bull Temple Road, N.R. Colony
Bangalore 560019, India
Tel: +91 80 67781999
anujkumar.s@sonata-software.com