


(1)(a) Statement showing ShareHolding Pattern

Name of the Company : Accentia Technologies Ltd.

Quarter Ended : 31-03-2015

Scrip Code : 531897



Partly paid-up Shares	No. of Partly paid-up Shares	As a % of total No. of Partly paid-up Shares	As a % of Total no. of Shares of the Company
Held by Promoters/ Promoters Group	0		
Held by Public	0		
TOTAL - D	0		

Outstanding Conv. Securities	No. of Outstanding Securities	As a % of Total no. of O/S Conv. Securities	As a % of Total no. of shares of the Co., assuming full conv.
Held by Promoters/ Promoters Group	0		
Held by Public	0		
TOTAL - E	0		

Warrants :	No. of Warrants	As a % of Total no. of Warrants	As a % of Total no. of shares of the Co., assuming full conv.
Held by Promoters/ Promoters Group	0		
Held by Public	0		
TOTAL - F	0		

Total paid-up Capital of the Company assuming full conv. Of warrants & securities	17024570
---	----------


Statement Showing Shareholding Pattern - Table (1)(a)

Accentia Technologies Ltd.

Scrip Code : 531897
Quarter Ended : 31-03-2015



Category code	Category of Shareholder	Number of Shareholders	Total number of shares	Number of shares held in dematerialized form	Total shareholding as a percentage of total number of shares		Shares pledged or otherwise encumbered	
					As a percentage of (A+B) ¹	As a percentage of (A+B+C)	Number of shares	As a % of Total No. of Shares
(A)	Shareholding of Promoter and Promoter Group							
I	Indian	11	2706963	2706963	15.9000	15.9000	2505000	92.539
a	Individual/Huf	0	0	0	0.0000	0.0000	0	0.0000
b	Central/State Gov	0	0	0	0.0000	0.0000	0	0.0000
c	Bodies Corporate	0	0	0	0.0000	0.0000	0	0.0000
d	Fins / Banks	0	0	0	0.0000	0.0000	0	0.0000
e	Any Other specify	0	0	0	0.0000	0.0000	0	0.0000
e-1		0	0	0	0.0000	0.0000	0	0.0000
e-2		0	0	0	0.0000	0.0000	0	0.0000
	Sub Total(A)(1)	11	2706963	2706963	15.9000	15.9000	2505000	92.539
2	Foreign	0	0	0	0.0000	0.0000	0	0.0000
a	Indy NRI/For Ind	0	0	0	0.0000	0.0000	0	0.0000
b	Bodies Corporate	0	0	0	0.0000	0.0000	0	0.0000
c	Institutions	0	0	0	0.0000	0.0000	0	0.0000
d	Qualified For Inv.	0	0	0	0.0000	0.0000	0	0.0000
e	Any Other Specify	0	0	0	0.0000	0.0000	0	0.0000
e-1		0	0	0	0.0000	0.0000	0	0.0000
e-2		0	0	0	0.0000	0.0000	0	0.0000
	Sub Total(A)(2)	0	0	0	0.0000	0.0000	0	0.0000
	Total Shareholding of Promoter and Promoter Group Total (A)= (A)(1)+(A)(2)	11	2706963	2706963	15.9000	15.9000	2505000	92.539
(B)	Public shareholding							
I	Institutions	0	0	0	0.0000	0.0000	0	0.0000
a	Mutual Funds	0	0	0	0.0000	0.0000	0	0.0000
b	Fins / Banks	0	0	0	0.0000	0.0000	0	0.0000
c	Central/State Govt	0	0	0	0.0000	0.0000	0	0.0000
d	Venture Cap Fund	1	205554	205554	1.207	1.207	0	0.0000
e	Insurance Comp(s)	0	0	0	0.0000	0.0000	0	0.0000




Statement Showing Shareholding Pattern - Table (I)(a)

Accentia Technologies Ltd.

Scrip Code : 531897
Quarter Ended : 31-03-2015

Category code	Category of Shareholder	Number of Shareholders	Total number of shares	Number of shares held in dematerialized form	Total shareholding as a percentage of total number of shares		Shares pledged or otherwise encumbered	
					As a percentage of (A+B) ¹	As a percentage of (A+B+C)	Number of shares	As a % of Total No. of Shares
f	Foreign Ins Invest	1	16000	16000	0.094	0.094		
g	Foreign Ven Cap In	0	0	0	0.000	0.000		
h	Qualified For Inv.	0	0	0	0.000	0.000		
i	Any Other -Specify	0	0	0	0.000	0.000		
i-1		0	0	0	0.000	0.000		
i-2		0	0	0	0.000	0.000		
	Sub-Total (B)(1)	2	221554	221554	1.301	1.301		
B.2	Non-institutions							
a	Bodies Corporates	115	648800	648800	3.811	3.811		
b	Individuals							
	i) upto Rs 1-Lac	4396	2849093	2827697	16.735	16.735		
	ii) above Rs1-Lac	142	10244887	10226921	60.177	60.177		
c	Qualified For Inv.	0	0	0	0.000	0.000		
d	Any Other -Cir-Mem	2	204847	1232	1.203	1.203		
d-1		0	0	0	0.000	0.000		
d-2		0	0	0	0.000	0.000		
	-OCB	0	0	0	0.000	0.000		
	-NRI	73	148426	148426	0.872	0.872		
	Sub-Total (B)(2)	4728	14096053	13853076	82.798	82.798		
(B)	Total (B) = (B)(1)+(B)(2)	4730	14317607	14074630	84.100	84.100		
	TOTAL (A)+(B)	4741	17024570	16781593	100.000	100.000	2505000	14.714
(C)	Held by Custodians against Depository Receipts							
	PROMOTER & PRO GRP	0	0	0	0.000	0.000		
	PUBLIC	0	0	0	0.000	0.000		
	GRAND TOTAL (A)+(B)+(C)	4741	17024570	16781593	100.000	100.000	2505000	14.714




Sr.No	Notes



(D)(b) Statement showing holding of securities (including shares, warrants, convertible securities) of persons belonging to the category "Promoter and Promoter Group"


Sr. No.	Ref. No	Name of the shareholder	Total Shares held		Shares pledged or otherwise encumbered		Details of warrant		Details of convertible securities		Total shares (including underlying shares assuming full conversion of warrant and convertible securities) as a % of diluted share capital
			Number	As a % of grand total (A)+(B)+(C)	Number	% of Total shares held	As a % of grand total (A)+(B)+(C)	Number of warrants held	As a % of total No of warrants of the same class	Number of convertible securities held	
1	00138135	NISHA GEORGE	80	0.000	0	0.000	0.000	0	0.000	0	0.000
2	0351554	RAJEEV VISWAMBHARAN SUSEELA	939807	5.520	800000	85.124	4.699	0	0.000	0	0.000
3	05478807	SOORAJ CHMPILATHU KUNJUKUTTY	458706	2.700	400000	87.012	2.350	0	0.000	0	0.000
4	05478811	DILEEP V S	736	0.004	0	0.000	0.000	0	0.000	0	0.004
5	05538741	CAROL PRADEEP	340	0.002	0	0.000	0.000	0	0.000	0	0.002
6	10707514	PRADEEP SUSEELA VISWAMBHARAN	1306294	7.673	1305000	99.901	7.665	0	0.000	0	0.000
		Total Promoter & Promoter Group	2706963	15.900	2505000	92.539	14.714	0	0.000	0	0.000
											15.899



(D)(c) Statement showing holding of securities (including shares, warrants, convertible securities) of persons belonging to the category


"Public" and holding more than 1% of the total number of shares

Sr. No.	Ref. Num	Name of the shareholder	Number of shares	Shares as a percentage of total number of shares (i.e., Grand Total (A)+(B)+(C) indicated in Statement at para (1)(a) above)	Details of warrant		Details of convertible securities		Total shares (including underlying shares assuming full conversion of warrant and convertible securities) as a % of diluted share capital
					Number of warrants held	As a % of total No of warrants of the same class	Number of convertible securities held	As a % of total No of convertible securities of the same class	
1	AAAPU0699R	AJAY UPADHYAYA	900000	5.286	0	0.000	0	0.000	5.286
2	AOBPP3478G	AMAN SUMAN PIRGAL	254236	1.493	0	0.000	0	0.000	1.493
3	AARPP4011H	ANITA SUMAN PIRGAL	171492	1.007	0	0.000	0	0.000	1.007
4	ATNPA4059M	ASHOK	200796	1.179	0	0.000	0	0.000	1.179
5	AACCB5251H	BANHEM STOCK BROKING PRIVATE LIMITE	310796	1.826	0	0.000	0	0.000	1.826
6	DXGPS7152D	BHAGIRATH SAPELA	616290	3.620	0	0.000	0	0.000	3.620
7	AAAPU1192M	BRINDA UPADHYAYA	761400	4.472	0	0.000	0	0.000	4.472
8	AABPL9618G	DILIPKUMAR LAKHI	227779	1.338	0	0.000	0	0.000	1.338
9	AACCM1561D	INFINA FINANCE PRIVATE LTD	205554	1.207	0	0.000	0	0.000	1.207
10	AACP8435D	KIRIT R KANAKIYA	621994	3.654	0	0.000	0	0.000	3.654
11	AAAPL8426H	MARIO OSCAR FRANCIS LOBO	731124	4.295	0	0.000	0	0.000	4.295
12	AACP1864G	MAYUR MANGALDAS KOTTHARI	1153505	6.776	0	0.000	0	0.000	6.776
13	AXVPD736J	PATAEE DEVI	170546	1.002	0	0.000	0	0.000	1.002
14	AAECC7849Q	PTL RE CYCLADIC CAPITAL	203615	1.196	0	0.000	0	0.000	1.196
15	AAARHS7748L	SUMAN B PIRGAL HUF	259787	1.526	0	0.000	0	0.000	1.526
16	AAJPS0624H	VARSHA SHARAD SHAH	177000	1.040	0	0.000	0	0.000	1.040
				0.000					
		Total	6965914	40.917	0	0.000	0	0.000	40.917



(D) Statement showing holding of securities (including shares, warrants, convertible securities) of persons (together with PAC) belonging to the category "Public" and holding more than 5% of the total number of shares

Sr. No.	Ref-Num	Name of the shareholder	Number of shares	Shares as a percentage of total number of shares (i.e., Grand Total (A)+(B)+(C) indicated in Statement at para (D)(a) above)	Details of warrant		Details of convertible securities		Total shares (including underlying shares assuming full conversion of warrant securities) as a % of diluted share capital
					Number of warrants held	As a % of total No of warrants of the same class	Number of convertible securities held	As a % of total No of convertible securities of the same class	
1	AAAPU0699R	AJAY UPADHYAYA	900000	5.286	0	0.000	0	0.000	5.286
2	AACP1864G	MAYUR MANGALDAS KOTHARI	1158505	6.776	0	0.000	0	0.000	6.776
				0.000					
		Total -Public [5% & above]	2058505	12.062	0	0.000	0	0.000	12.062



(I)(d) Statement showing details of locked-in shares

Sr. No.	Ref- Num	Name of the shareholder	Number of locked-in shares	Locked-in shares as a percentage of total number of shares {i.e., Grand Total (A)+(B)+(C) indicated in Statement at para (D)(a) above}	Promoter/Promoter Group/Public
1	000486	PTL RE CYCLADIC CAPITAL	203615	1.196	-Pub
2	03515544	RAJEEV VISWAMBHARAN SUSEELA	138462	0.813	-Pro
3	05478807	SOORAJ CHMPILATHU KUNJUKUTTY	58312	0.343	-Pro
		Total Locked in Shares	400389	2.352	



(II)(b) Statement showing Holding of Depository Receipts (DRs), where underlying shares held by Promoter/Promoter Group are in excess of 1% of the total number of shares

Sr. No.	Ref-Num	Name of the DR Holder	Type of outstanding DR (ADRs, GDRs, SDRs, etc.)	Number of outstanding DRs	Number of shares underlying outstanding DRs	Shares underlying outstanding DRs as a percentage of total number of shares {i.e., Grand Total (A)+(B)+(C) indicated in Statement at para (D)(a) above}



(II)(a) Statement showing details of Depository Receipts (DRs)

Sr. No.	Ref. Num	Name of the Holder	Type of outstanding DR (ADRs, GDRs, SDRs, etc.)	Number of outstanding DRs	Number of shares underlying outstanding DRs	Shares underlying outstanding DRs as a percentage of total number of shares (i.e., Grand Total (A)+(B)+(C) indicated in Statement at para (I)(a) above)

