


Introductory sub-table (I)(a)


Name of the Company: BAJAJ HOLDINGS & INVESTMENT LTD			
Scrip Code, Name of the scrip, class of security: 500490,BAJAJHLDNG,EQUITY			
Quarter ended: 30-SEP-2015			
Partly paid-up shares:-		No. of partly paid-up shares	As a % of total no. of partly paid-up shares
			As a % of total no. of shares of the company
Held by promoter/promoter group			#DIV/0!
Held by public			#DIV/0!
Total	0		#DIV/0!
Outstanding convertible securities:- No. of outstanding securities		No. of outstanding securities	As a % of total no. of outstanding convertible securities
			As a % of total no. of shares of the company, assuming full conversion of the convertible securities
Held by promoter/promoter group			#DIV/0!
Held by public			#DIV/0!
Total	0		#DIV/0!
Warrants:-		No. of warrants	As a % of total no. of warrants
			As a % of total no. of shares of the company, assuming full conversion of warrants
Held by promoter/promoter group			#DIV/0!
Held by public			#DIV/0!
Total	0		#DIV/0!
Total paid-up capital of the company, assuming full conversion of warrants and convertible securities		111,293,510	0




Statement Showing Shareholding Pattern

Table (I)(a)

CATEGO RY CODE	CATEGORY OF SHAREHOLDER	NO OF SHAREHOLDE RS	TOTAL NUMBER OF SHARES	NO OF SHARES HELD IN DEMATERIALIZED FORM	TOTAL SHAREHOLDING AS A % OF TOTAL NO OF SHARES		SHARES PLEDGE OR OTHERWISE ENCUMBERED	
					AS a PERCENTAGE of (A+B)	As a PERCENTAGE of (A+B+C)	NUMBER OF SHARES	AS a PERCENTAGE (IX)=(VIII)/(I V)*100
(I)	(II)	(III)	(IV)	(V)	(VI)	(VII)	(VIII)	(IX)
(A)	PROMOTER AND PROMOTER GROUP							
(1)	INDIAN							
(a)	Individual /HUF	39	18,569,605	18,569,605	16.72	16.69	0	0.00
(b)	Central Government/State Government(s)	-	-	-	0.00	0.00	0	0.00
(c)	Bodies Corporate	18	27,731,504	27,731,354	24.96	24.92	0	0.00
(d)	Financial Institutions / Banks	-	-	-	0.00	0.00	0	0.00
(e)	Others	-	-	-	0.00	0.00	0	0.00
	Sub-Total A(1) :	57	46,301,109	46,300,959	41.68	41.60	0	0.00
(2)	FOREIGN							
(a)	Individuals (NRIs/Foreign Individuals)	-	-	-	0.00	0.00	0	0.00
(b)	Bodies Corporate	-	-	-	0.00	0.00	0	0.00
(c)	Institutions	-	-	-	0.00	0.00	0	0.00
(d)	Qualified Foreign Investor	-	-	-	0.00	0.00	0	0.00
(e)	Others	-	-	-	0.00	0.00	0	0.00
	Sub-Total A(2) :	-	-	-	0.00	0.00	0	0.00
	Total A=A(1)+A(2)	57	46,301,109	46,300,959	41.68	41.60	0	0.00
(B)	PUBLIC SHAREHOLDING							
(1)	INSTITUTIONS							
(a)	Mutual Funds /UTI	25	1,470,387	1,469,512	1.32	1.32	0	0.00
(b)	Financial Institutions /Banks	33	1,294,181	1,283,786	1.16	1.16	0	0.00
(c)	Central Government / State Government(s)	-	-	-	0.00	0.00	0	0.00
(d)	Venture Capital Funds	-	-	-	0.00	0.00	0	0.00
(e)	Insurance Companies	13	6,119,944	6,119,644	5.51	5.50	0	0.00
(f)	Foreign Institutional Investors	98	14,169,487	14,168,062	12.75	12.73	0	0.00
(g)	Foreign Venture Capital Investors	-	-	-	0.00	0.00	0	0.00
(h)	Qualified Foreign Investor	-	-	-	0.00	0.00	0	0.00
(i)	Others	-	-	-	0.00	0.00	0	0.00
	Foreign Portfolio Investors	29	5,148,744	5,148,744	4.63	4.63	0	0.00
	Sub-Total B(1) :	198	28,202,743	28,189,748	25.39	25.34	0	0.00




CATEGORY CODE	CATEGORY OF SHAREHOLDER	NO OF SHAREHOLDERS	TOTAL NUMBER OF SHARES	NO OF SHARES HELD IN DEMATERIALIZED FORM	TOTAL SHAREHOLDING AS A % OF TOTAL NO OF SHARES		SHARES PLEDGE OR OTHERWISE ENCUMBERED	
					AS a PERCENTAGE of (A+B)	As a PERCENTAGE of (A+B+C)	NUMBER OF SHARES	AS a PERCENTAGE
(I)	(II)	(III)	(IV)	(V)	(VI)	(VII)	(VIII)	(IX)=(VIII)/(I)*100
(2)	NON-INSTITUTIONS							
(a)	Bodies Corporate	646	12,784,682	10,581,077	11.51	11.49	0	0.00
(b)	Individuals						0	0.00
	(i) Individuals holding nominal share capital upto Rs.1 lakh	41,655	8,786,059	7,650,843	7.91	7.89	0	0.00
	(ii) Individuals holding nominal share capital in excess of Rs.1 lakh	276	14,219,449	8,690,308	12.80	12.78	0	0.00
(c)	Qualified Foreign Investor	-	-	-	0.00	0.00	0	0.00
(d)	Others						0	0.00
	i FOREIGN NATIONALS	-	-	-	0.00	0.00	0	0.00
	ii FOREIGN BODIES-DR	2	13,781	13,781	0.01	0.01	0	0.00
	iii NON RESIDENT INDIANS	837	600,155	587,645	0.54	0.54	0	0.00
	iv OVERSEAS CORPORATE BODIES	2	675	-	0.00	0.00	0	0.00
	v CLEARING MEMBERS	38	7,337	7,337	0.01	0.01	0	0.00
	vi TRUSTS	7	176,954	176,954	0.16	0.16	0	0.00
	Sub-Total B(2) :	43,463	36,589,092	27,707,945	32.94	32.88		
(B)	Total Public Shareholding (B)= (B)(1)+(B)(2)	43,661	64,791,835	55,897,693	58.32	58.22		
	Total (A+B) :	43,718	111,092,944	102,198,652	100.00	99.82		
(C)	Shares held by custodians, against which Depository Receipts have been issued							
1	Promoter and Promoter Group	-	-	-		0.00	0	0.00
2	Public	1	200,566	200,566		0.18	0	0.00
	GRAND TOTAL (A+B+C) :	43,719	111,293,510	102,399,218		100.00	0	0.00




NOTES

Sr.No	Particulars	No. of Promoters shares held in Physical form
1	a) Promoter(s) have sold their shares in physical mode and such shares have not been lodged for transfer with the company	Nil
	b) Matters concerning part/ entire shareholding of promoters/ Promoter group are sub judice before any court/ Tribunal = 150 shares # group are sub judice before any Court/ Tribunal.	150
	c) Shares cannot be converted into demat form due to death of any promoter(s)	Nil
	d) Shares allotted to promoter(s) that await final approval for listing from stock exchange and such pendency is less than 30 days or shares that upon receipt of final listing approval from stock exchange are pending conversion to demat and such pendency is less than 15 days.	Nil
	#150 Equity Shares held by Rupa Equities Private Limited under its former name Shishir Holdings Private Limited, a promoter group company, have not been dematerialized since the said shares are subject matter of injunction granted by the Hon'ble Bombay High Court in Suit No. 1023 of 2000 filed by Ramānlal Vrajlal Shah & Others Vs. Tarun Bhalchandra Raval & Others. Copies of the relevant Court Orders have been provided to you earlier.	




Statement showing holding of securities (including shares, warrants, convertible securities) of persons belonging to the category "Promoter and Promoter Group"												
(I)(b)	Sr.No Name of the Shareholder											
Sr.No	Name of the Shareholder	Details of Shares held		Encumbered shares (*)			Details of Warrants		Details of convertible securities		Total Shares (including underlying shares assuming full conversion of warrants and convertible securities) as a % of diluted share capital	
		No. of Shares held	As a % of grand total (A)+(B)+(C)	Pledge Shares	AS a percentage	AS a % of grand total (A) + (B) + (C) of sub-clause (I)(a)	Number of warrants held	As a % total number of warrants of the same class	Number of convertible securities held	As a % total number of convertible securities of the same class		
(I)	(II)	(III)	(IV)	(V)	(VI)=(V)/(III)*100	(VII)	(VIII)	(IX)	(X)	(XI)	(XII)	
1	ANANT BAJAJ	746,807	0.67	0	0.00	0.00	0	0.00	0	0.00	0.67	
2	DEEPA BAJAJ	10,575	0.01	0	0.00	0.00	0	0.00	0	0.00	0.01	
3	GEETIKA BAJAJ	300,000	0.27	0	0.00	0.00	0	0.00	0	0.00	0.27	
4	KIRAN BAJAJ	744,825	0.67	0	0.00	0.00	0	0.00	0	0.00	0.67	
5	KRITI BAJAJ	33,000	0.03	0	0.00	0.00	0	0.00	0	0.00	0.03	
6	KUMUD BAJAJ	1,169,934	1.05	0	0.00	0.00	0	0.00	0	0.00	1.05	
7	MADHUR BAJAJ	1,863,616	1.67	0	0.00	0.00	0	0.00	0	0.00	1.67	
8	MINAL BAJAJ	62,900	0.06	0	0.00	0.00	0	0.00	0	0.00	0.06	
9	NEELIMA BAJAJ SWAMY	267,719	0.24	0	0.00	0.00	0	0.00	0	0.00	0.24	
10	NIMISHA JAIPURIA	159,785	0.14	0	0.00	0.00	0	0.00	0	0.00	0.14	
11	NIRAJ BAJAJ	2,664,238	2.39	0	0.00	0.00	0	0.00	0	0.00	2.39	
12	NIRAVNAYAN BAJAJ	479,066	0.43	0	0.00	0.00	0	0.00	0	0.00	0.43	
13	RAHULKUMAR BAJAJ	5,126,285	4.61	0	0.00	0.00	0	0.00	0	0.00	4.61	
14	RAJIVNAYAN BAJAJ	1,323,050	1.19	0	0.00	0.00	0	0.00	0	0.00	1.19	
15	RISHABNAYAN BAJAJ	8,500	0.01	0	0.00	0.00	0	0.00	0	0.00	0.01	
16	SANJALI BAJAJ	9,100	0.01	0	0.00	0.00	0	0.00	0	0.00	0.01	
17	SANJIVNAYAN BAJAJ	1,362,724	1.22	0	0.00	0.00	0	0.00	0	0.00	1.22	
18	SHEFALI BAJAJ	10,000	0.01	0	0.00	0.00	0	0.00	0	0.00	0.01	
19	SHEKHAR BAJAJ	1,482,440	1.33	0	0.00	0.00	0	0.00	0	0.00	1.33	
20	SIDDHANTNAYAN BAJAJ	7,500	0.01	0	0.00	0.00	0	0.00	0	0.00	0.01	
21	SUMAN JAIN	523,504	0.47	0	0.00	0.00	0	0.00	0	0.00	0.47	
22	SUNAINA KEJRIWAL	214,037	0.19	0	0.00	0.00	0	0.00	0	0.00	0.19	
23	BACHHRAJ AND COMPANY PRIVATE LIMITED	2,165,878	1.95	0	0.00	0.00	0	0.00	0	0.00	1.95	
24	BACHHRAJ FACTORIES PRIVATE LIMITED	1,118,649	1.01	0	0.00	0.00	0	0.00	0	0.00	1.01	
25	BAJAJ FINANCE LIMITED	75	0.00	0	0.00	0.00	0	0.00	0	0.00	0.00	
26	BAJAJ SEVASHRAM PRIVATE LTD	2,680,016	2.41	0	0.00	0.00	0	0.00	0	0.00	2.41	
27	BARODA INDUSTRIES PRIVATE LIMITED	905,740	0.81	0	0.00	0.00	0	0.00	0	0.00	0.81	
28	HERCULES HOISTS LIMITED	286,094	0.26	0	0.00	0.00	0	0.00	0	0.00	0.26	
29	THE HINDUSTAN HOUSING COMPANY LTD	7,200	0.01	0	0.00	0.00	0	0.00	0	0.00	0.01	
30	JAMNALAL SONS PRIVATE LIMITED	17,358,554	15.60	0	0.00	0.00	0	0.00	0	0.00	15.60	
31	KAMALNAYAN INVESTMENT & TRADING PVT LTD	79,850	0.07	0	0.00	0.00	0	0.00	0	0.00	0.07	
32	MADHUR SECURITIES PVT LTD	66,800	0.06	0	0.00	0.00	0	0.00	0	0.00	0.06	
33	NIRAJ HOLDINGS PVT LTD	44,400	0.04	0	0.00	0.00	0	0.00	0	0.00	0.04	
34	RAHUL SECURITIES PVT LTD	151,700	0.14	0	0.00	0.00	0	0.00	0	0.00	0.14	
35	SANRAJ NAYAN INVESTMENTS PVT LTD	2,628,048	2.36	0	0.00	0.00	0	0.00	0	0.00	2.36	
36	SHEKHAR HOLDINGS PVT LTD	56,450	0.05	0	0.00	0.00	0	0.00	0	0.00	0.05	
37	RUPA EQUITIES PVT LTD	181,900	0.16	0	0.00	0.00	0	0.00	0	0.00	0.16	
38	SHISHIR HOLDINGS PVT LTD	150	0.00	0	0.00	0.00	0	0.00	0	0.00	0.00	
	TOTAL :	46,301,109	41.60	0	0.00	0.00	0	0.00	0	0.00	41.60	

(*)-The term "encumbrance" has the same meaning as assigned to it in the regulation 28(3) of the SAST Regulations, 2011




(l)(c)(i) Statement showing holding of securities (including shares, warrants, convertible securities) of persons belonging to the category "Public" and holding more than 1% of the total number of shares								
Sr.No.	Name of the shareholder	Number of shares held	Shares as a percentage of total number of shares (i.e., Grant total (A)+(B)+(C) indicated in Statement at para (l)(a) above)	Details of warrants		Details of convertible securities		Total shares (including underlying shares assuming full conversion of warrants and convertible securities) as a % of diluted share capital)
				Number of warrants held	As a % total number of warrants of the same class	Number of convertible securities held	% w.r.t total number of convertible securities of the same class	
1	FRANKLIN TEMPLETON INVESTMENT FUNDS	6,174,870	5.55	0	0.00	0	0	5.55
2	JAYA HIND INVESTMENTS PRIVATE LIMITED	5,805,256	5.22	0	0.00	0	0	5.22
3	LIFE INSURANCE CORPORATION OF INDIA	4,125,629	3.71	0	0.00	0	0.00	3.71
4	MAHARASHTRA SCOOTERS LIMITED	3,387,036	3.04	0	0.00	0	0.00	3.04
5	SIKKIM JANSEWA PRATISTHAN PVT LTD	1,829,958	1.64	0	0.00	0	0.00	1.64
6	ACACIA PARTNERS LP	1,777,498	1.60	0	0.00	0	0.00	1.60
7	ACACIA INSTITUTIONAL PARTNERS LP	1,171,200	1.05	0	0.00	0	0.00	1.05
TOTAL :		24,271,447	21.81	0	0.00	0	0.00	21.81




(i)(c)(ii) Statement showing holding of securities (including shares, warrants, convertible securities) of persons (together with PAC) belonging to the category "Public" and holding more than 5% of the total number of shares of the company								
Sr.No.	Name(s) of the shareholder(s) and the Persons Acting in Concert (PAC) with them	Number of shares held	Shares as a percentage of total number of shares (i.e., Grant total (A)+(B)+(C) indicated in Statement at para (I)(a) above}	Details of warrants		Details of convertible securities		Total shares (including underlying shares assuming full conversion of warrants and convertible securities) as a % of diluted share capital)
				Number of warrants held	As a % total number of warrants of the same class	Number of convertible securities held	% w.r.t total number of convertible securities of the same class	
1	FRANKLIN TEMPLETON INVESTMENT FUNDS	6,174,870	5.55	0	0.00	0	0	5.55
3	JAYA HIND INVESTMENTS PRIVATE LIMITED	5,805,256	5.22	0	0.00	0	0.00	5.22
	TOTAL :	11,980,126	10.76	0	0	0	0	10.76



(I)(d)		STATEMENT SHOWING DETAILS OF LOCKED-IN SHARES"	
Sr.No.	Name of the shareholder	Number of locked-in shares	Locked-in shares as a (%) percentage of total number of shares {i.e, Grand Total (A)+(B)+(C) Indicated in Statement at para (I)(a) above}
	NIL	0	0
	TOTAL :	0	0



(II)(a) STATEMENT SHOWING DETAILS OF DEPOSITORY RECEIPTS (DRS)				
Sr.No.	Type of outstanding DR (ADRs,GDRs,SDRs,etc.)	Number of outstanding DRs	Number of shares underlying outstanding DRs	Shares underlying outstanding DRs as a percentage of total number of shares {i.e., Grand Total (A)+(B)+(C) indicated in Statement at Para(I)(a) above}
1	GDR	200,566	200,566	0.18
TOTAL :		200,566	200,566	0.18



(II)(b) Statement showing Holding of Depository Receipts (DRs), where underlying shares held by "Promoter/Promoter group" are in excess of 1% of the total number shares.				
Sr.No.	Name of the DR Holder	Type of outstanding DR (ADRs,GDRs,SDRs, etc.)	Number of shares underlying outstanding DRs	Shares underlying outstanding DRs as a percentage of total number of shares (i.e., Grand Total (A)+(B)+(C) indicated in Statement at para(I)(a) above}
			0	0.00
TOTAL :			0.00	0.00

