


Name of the Company	: ASTRAZENECA PHARMA INDIA LIMITED
Scrip Code	: 506820
Name of the Scrip, Class of Security	: ASTRAZEN, Equity
Quarter ended	: 30TH JUNE 2015


SHAREHOLDING PATTERN IN COMPLIANCE WITH CLAUSE 35 OF THE LISTING AGREEMENT AS ON 30TH JUNE 2015

1(a) Statement showing Shareholding Pattern

Partly paid-up shares :-	No of partly paid-up shares	As a % of total no. of partly paid-up shares	As a % of total no. of shares of the Company
Held by promoter/promoter group	NIL	NA	NA
Held by Public	NIL	NA	NA
Total(D)	0	0	0
Outstanding convertible securities :-	No of outstanding securities	As a % of total no. of outstanding convertible securities	As a % of total no. of shares of the company, assuming full conversion of the convertible securities
Held by promoter/promoter group	NIL	NA	NA
Held by Public	NIL	NA	NA
Total(E)	0	0	0
Warrants :-	No of warrants	As a % of total no. of warrants	As a % of total no. of shares of the Company, assuming full
Held by promoter/promoter group	NIL	NA	NA
Held by Public	NIL	NA	NA
Total(F)	0	0	0
Total paid-up capital of the company, assuming full conversion of warrants and convertible securities (A+B+C)+(D+E+F)	25,000,000	0	100.00




Category Code	Category of shareholder	Total Number of shareholders	Total number of shares	Number of shares held in dematerialized form	Total shareholding as a percentage of total number of shares		Shares pledged or otherwise encumbered	
					As a percentage of (A+B)1	As a percentage of (A+B+C)	Number of shares	As a percentage (IX=(VIII)/(IV)*100
(I)	(II)	(III)	(IV)	(V)	(VI)	(VII)	(VIII)	(IX=(VIII)/(IV)*100
(A)	Shareholding of Promoter and Promoter Group[2]							
(1)	Indian							
(a)	Individuals/ Hindu Undivided Family	-	-	-	-	-	-	-
(b)	Central Government/ State Government(s)	-	-	-	-	-	-	-
(c)	Bodies Corporate	-	-	-	-	-	-	-
(d)	Financial Institutions/ Banks	-	-	-	-	-	-	-
(e)	Any Other (specify)	-	-	-	-	-	-	-
	Sub-Total (A)(1)	0	0	0	0.00	0.00	0	-
(2)	Foreign							
(a)	Individuals (Non-Resident Individuals/ Foreign Individuals)	-	-	-	-	-	-	-
(b)	Bodies Corporate	1	18,750,000	18,750,000	75.00	75.00	-	-
(c)	Institutions	-	-	-	-	-	-	-
(d)	Qualified Foreign Investor	-	-	-	-	-	-	-
(e)	Any Other (specify)	-	-	-	-	-	-	-
	Sub-Total (A)(2)	1	18750000	18750000	75.00	75.00	-	-
	Total Shareholding of Promoter and Promoter Group (A)= (A)(1)+(A)(2)	1	18,750,000	18,750,000	75.00	75.00	-	0.00
(B)	Public shareholding[3]							
(1)	Institutions							
(a)	Mutual Funds/ UTI	1	93	93	0.00	0.00	-	-
(b)	Financial Institutions/ Banks	4	1,101	976	0.00	0.00	-	-
(c)	Central Government/ State Government(s)	-	-	-	-	-	-	-
(d)	Venture Capital Funds	-	-	-	-	-	-	-
(e)	Insurance Companies	-	-	-	-	-	-	-
(f)	Foreign Institutional Investors	20	3,920,106	3,920,106	15.68	15.68	-	-
(g)	Foreign Venture Capital Investors	-	-	-	-	-	-	-
(h)	Qualified Foreign Investor	-	-	-	-	-	-	-
(i)	Any Other (specify)	-	-	-	-	-	-	-
	Sub-Total (B)(1)	25	3,921,300	3,921,175	15.68	15.68	-	-
(2)	Non-Institutions							
(a)	Bodies Corporate	364	388,154	387,279	1.55	1.55	-	-
(b)	Individuals -							
	i. Individual shareholders holding nominal share capital up to Rs. 1 lakh.	11,876	1,811,917	1,371,499	7.25	7.25	-	-
	ii. Individual shareholders holding nominal share capital in excess of Rs. 1 lakh.	1	61,540	61,540	0.25	0.25	-	-
(d)	Qualified Foreign Investor	-	-	-	-	-	-	-
(e)	Any Other (specify)	-	-	-	-	-	-	-
	Trust	-	-	-	-	-	-	-
	NRI	170	30419	29169	0.12	0.12	-	-
	Clearing Member	196	36670	36670	0.15	0.15	-	-
	Sub-Total (B)(2)	12,607	2,328,700	1,886,157	9.31	9.31	-	-
	Total Public Shareholding (B)= (B)(1)+(B)(2)	12,632	6,250,000	5,807,332	24.99	24.99	-	-
	TOTAL (A)+(B)	12,633	25,000,000	24,557,332	100.00	100.00	0	0.00
(C)	Shares held by Custodians and against which Depository Receipts have been issued							
1	Promoter and Promoter Group							
2	Public							
	Sub-Total (C)	-	-	-	-	-	-	-
	GRAND TOTAL (A)+(B)+(C)	12,633	25,000,000	24,557,332	100.00	100.00	0	0.00



(I) (b) Statement showing holding of securities (including shares, warrants, convertible securities) of persons belonging to the category "Promoter and Promoter Group"

Sr. No.	Name of the shareholder	Details of Shares held		Encumbered shares (*)		Details of warrants			Details of convertible securities		Total shares (including underlying shares assuming full conversion of warrants and convertible securities) as a % of diluted share capital
		No. of Shares held	As a % of grand total (A)+(B)+(C)	No.	As a percentage (VI)=(V)/(III)*100	As a % of grand total (A)+(B)+(C) of sub-clause (I)(a)	Number of warrants held	As a % total number of warrants of the same class	Number of convertible securities held	As a % total number of convertible securities of the same class	
(I)	(II)	(III)	(IV)	(V)	(VI)=(V)/(III)*100	(VII)	(VIII)	(IX)	(X)	(XI)	(XII)
1.	Astra Pharmaceuticals AB, Sweden (Renamed as AstraZeneca Pharamaceuticals AB, Sweden)	18750000	75.00	0	0.00	0.00	-	-	-	-	-
	Total	18750000	75.00	0	0.00	0.00	-	-	-	-	-



(l)(c) (i) Statement showing holding of securities (including shares, warrants, convertible securities) of persons belonging to the category "Public" and holding more than 1% of the total number of shares

Sr. No.	Name of the shareholder	Number of shares held	Shares as a percentage of total number of shares {i.e., Grand Total (A)+(B)+(C) indicated in Statement at para (l)(a) above}	Details of warrants		Details of convertible securities		Total shares (including underlying shares assuming full conversion of warrants and convertible securities) as a % of diluted share capital
				Number of warrants held	As a % total number of warrants of the same class	Number of convertible securities held	% w.e.t total number of convertible securities of the same class	
1.	MORGAN STANLEY ASIA (SINGAPORE) PTE.	943037	3.77	-	-	-	-	-
2.	DB INTERNATIONAL (ASIA) LTD	787382	3.15	-	-	-	-	-
3.	SUFFOLK (MAURITIUS) LIMITED	713620	2.85	-	-	-	-	-
4.	BNP PARIBAS ARBITRAGE	599832	2.40	-	-	-	-	-
5.	MANSFIELD (MAURITIUS) LIMITED	432343	1.73	-	-	-	-	-
6.	MERRILL LYNCH CAPITAL MARKETS ESPANA S.A. S.V.	403857	1.62	-	-	-	-	-
	Total	3880071	15.52	-	-	-	-	-

(l)(c) (ii) Statement showing holding of securities (including shares, warrants, convertible securities) of persons (together with PAC) belonging to the category "Public" and holding more than 5% of the total number of shares of the company

Sr. No.	Name(s) of the shareholder(s) and the Persons Acting in Concert (PAC) with them	Number of shares	Shares as a percentage of total number of shares {i.e., Grand Total (A)+(B)+(C) indicated in Statement at para (l)(a) above}	Details of warrants		Details of convertible securities		Total shares (including underlying shares assuming full conversion of warrants and convertible securities) as a % of diluted share capital
				Number of warrants	As a % total number of warrants of the same class	Number of convertible securities held	% w.e.t total number of convertible securities of the same class	
	NIL	NIL	NIL	-	-	-	-	-
	Total	0	0.00	-	-	-	-	-



(I)(d) Statement showing details of locked-in shares

Sr. No.	Name of the shareholder	Number of locked-in shares	Locked-in shares as a percentage of total number of shares (i.e., Grand Total (A)+(B)+(C) indicated in Statement at para (I)(a) above)	Promoter / Promoter Group / Public
	NIL	NIL	NIL	NIL

(II)(a) Statement showing details of Depository Receipts (DRs)

Sr. No.	Type of outstanding DR (ADRs, GDRs, SDRs, etc.)	Number of outstanding DRs	Number of shares underlying outstanding DRs	Shares underlying outstanding DRs as a percentage of total number of shares (i.e., Grand Total (A)+(B)+(C) indicated in Statement at para (I)(a) above)
	NIL	NIL	NIL	NIL

(II)(b) Statement showing Holding of Depository Receipts (DRs), where underlying shares held by 'promoter / promoter group' are in excess of 1% of the total number of shares

Sr. No.	Name of the DR Holder	Type of outstanding DR (ADRs, GDRs, SDRs, etc.)	Number of shares underlying outstanding DRs	Shares underlying outstanding DRs as a percentage of total number of shares (i.e., Grand Total (A)+(B)+(C) indicated in Statement at para (I)(a) above)
	NIL	NIL	NIL	NIL

