

(I) (a) Statement showing Shareholding Pattern

Name of the Company: Royal India Corporation Limited		BSE-512047		; Equity	
Scrip Code, Name of the scrip, class of security:		, NSE-			
Quarter ended: 30th June, 2015					
	No. of partly paid-up shares	As a % of total no. of partly paid-up shares	As a % of total no. of shares of the company		
Partly paid-up shares:-					
Held by Promoter / Promoter Group	0	0.0000	0.0000		
Held by public	0	0.0000	0.0000		
Total	0	0.0000	0.0000		
Outstanding convertible securities:-					
	No. of outstanding securities	As a % of total No. of outstanding convertible securities	As a % of total no. of shares of the company, assuming full conversion of the convertible securities		
Held by Promoter / Promoter Group	0	0.0000	0.0000		
Held by public	0	0.0000	0.0000		
Total	0	0.0000	0.0000		
Warrants:-					
	No. of warrants	As a % of total no. of warrants	As a % of total no. of shares of the company, assuming full conversion of warrants		
Held by Promoter / Promoter Group	0	0.0000	0.0000		
Held by public	0	0.0000	0.0000		
Total	0	0.0000	0.0000		
Total paid-up capital of the company assuming full conversion of warrants and convertible securities					23080000






Category Code	Category of shareholder (II)	Number of shareholders (III)	Total number of shares (IV)	Number of shares held in dematerialized form (V)	Total shareholding as a percentage of total number of shares (VII)		Shares pledged or otherwise encumbered	
					As a percentage of (A+B) (VI)	As a percentage of (A+B+C) (VII)	Number of shares (VIII)	As a percentage (IX) = (VIII)/(IV)*100
(A)	Promoter and Promoter Group							
1	Indian							
(a)	Individuals/Hindu Undivided Family	4	7162406	7162406	31.0330	31.0330	200000	2.7924
(b)	Central Government/State Government(s)	0	0	0	0.0000	0.0000	0	0.0000
(c)	Bodies Corporate	2	3434845	3434845	14.8823	14.8823	0	0.0000
(d)	Financial Institutions / Banks	0	0	0	0.0000	0.0000	0	0.0000
(e)	Any Other (specify)	0	0	0	0.0000	0.0000	0	0.0000
	Sub Total (A)(1)	6	10597251	10597251	45.9153	45.9153	200000	1.8873
2	Foreign							
(a)	Individuals (Non-Resident Individuals/Foreign Individuals)	0	0	0	0.0000	0.0000	0	0.0000
(b)	Bodies Corporate	0	0	0	0.0000	0.0000	0	0.0000
(c)	Institutions	0	0	0	0.0000	0.0000	0	0.0000
(d)	Qualified Foreign Investors	0	0	0	0.0000	0.0000	0	0.0000
(e)	Any Other (specify)	0	0	0	0.0000	0.0000	0	0.0000
	Sub Total (A)(2)	0	0	0	0.0000	0.0000	0	0.0000
	Total Shareholding of Promoter and Promoter Group (A) = (A)(1) + (A)(2)	6	10597251	10597251	45.9153	45.9153	200000	1.8873
(B)	Public shareholding							
1	Institutions							
(a)	Mutual Funds/UTI	0	0	0	0.0000	0.0000	-	-
(b)	Financial Institutions / Banks	0	0	0	0.0000	0.0000	-	-
(c)	Central Government/State Government(s)	0	0	0	0.0000	0.0000	-	-
(d)	Venture Capital Funds	0	0	0	0.0000	0.0000	-	-
(e)	Insurance Companies	0	0	0	0.0000	0.0000	-	-
(f)	Foreign Institutional Investors	0	0	0	0.0000	0.0000	-	-
(g)	Foreign Venture Capital Investors	0	0	0	0.0000	0.0000	-	-
(h)	Qualified Foreign Investors	0	0	0	0.0000	0.0000	-	-
(I)	Any Other (specify)	0	0	0	0.0000	0.0000	-	-
	Sub Total (B) (1)	0	0	0	0.0000	0.0000	-	-
2	Non-institutions							
(a)	Bodies Corporate	80	4304755	4296255	18.6515	18.6515	-	-
(b) (i)	Individuals - shareholders holding nominal share capital up to Rs 1 Lakh	887	979285	943165	4.2430	4.2430	-	-
(ii)	Individual shareholders holding nominal share capital in excess of Rs. 1 Lakh	106	7061482	6856882	30.5957	30.5957	-	-

Category code	Category of shareholder	Number of shareholders (III)	Total number of shares (IV)	Number of shares held in dematerialized form (V)	Total shareholding as a percentage of total number of shares		Shares pledged or otherwise encumbered	
					As a percentage of (A+B) (VI)	As a percentage of (A+B+C) (VII)	Number of shares (VIII)	As a percentage (IX) = (VIII)/(IV)*100
(I)	(II)							
(c)	Qualified Foreign Investors	0	0	0	0.0000	0.0000	-	-
(d)	Any Other							
i	Non Resident Indians (Repat)	4	8120	8120	0.0352	0.0352	-	-
ii	Non Resident Indians (Non Repat)	1	100	100	0.0004	0.0004	-	-
iii	Foreign Companies	0	0	0	0.0000	0.0000	-	-
iv	Clearing Member	14	129007	129007	0.5590	0.5590	-	-
v	Directors / Relatives	0	0	0	0.0000	0.0000	-	-
vi	Trusts	0	0	0	0.0000	0.0000	-	-
	Sub Total (B)(2)	1092	12482749	12233529	54.0847	54.0847	-	-
	Total Public Shareholding Public Group	1092	12482749	12233529	54.0847	54.0847	NA	NA
	(B)=(B)(1)+(B)(2)	1098	23080000	22830780	100.0000	100.0000		
(C)								
	Shares held by custodians and against which Depository Receipts have been issued							
i	Promoter and Promoter group	0	0	0	0.0000	0.0000	0	0.0000
ii	Public	0	0	0	0.0000	0.0000	0	0.0000
	Sub Total (C)	0	0	0	0	0	0	0
	GRAND TOTAL (A)+(B)+(C)	1098	23080000	22830780	100.0000	100.0000	0.0000	0.0000



(I)(b) Statement showing holding of securities (including shares, warrants, convertible securities) of persons belonging to the category "Promoter and Promoter Group"

Sr. No.	Name of the shareholder	Details of Shares held		Encumbered shares		Details of warrants		Details of convertible securities		Total shares (including underlying shares assuming full conversion of warrants and convertible securities) as a % of diluted share capital	
		Number of shares held	As a % of grand total (A)+(B)+(C)	No.	As a % of grand total (A)+(B)+(C) of sub-clause (I)(a)	Number of warrants held	As a % total number of warrants of the same class	Number of convertible securities held	As a % total number of convertible securities of the same class		
(I)	(II)	(III)	(IV)	(V)	(VI)=(V)/(III)*100	(VII)	(VIII)	(IX)	(X)	(XI)	(XII)
1	MANOJKUMAR BABULAL JAIN AAJPP8662L	4235067	18.3495	200000	4.72	0.00	0	0	0	0	18.3495
2	LATA MANOJ JAIN AAKPJ3159R	2927339	12.6834	0	0.00	0.00	0	0	0	0	12.6834
3	SHRI BAIJU TRADING & INVESTMENT PVT LTD	1910000	8.2756	0	0.00	0.00	0	0	0	0	8.2756
4	HILLVIEW IMPEX PVT LTD	1524845	6.6068	0	0.00	0.00	0	0	0	0	6.6068
	TOTAL	10597251	45.9153	200000	1.8873	0.0000	0	0	0	0	45.9153




(I)(c)(i) Statement showing holding of securities (including shares, warrants, convertible securities) of persons belonging to the category "Public" and holding more than 1% of the total number of shares

Sr. No.	Name of the shareholder	Number of shares held	Shares as a percentage of total number of shares {i.e., Grand Total (A)+(B)+(C) indicated in Statement at para (I)(a) above}	Details of warrants		Details of convertible securities		Total shares (including underlying shares assuming full conversion of warrants and convertible securities) as a % of diluted share capital
				Number of warrants held	As a % total number of warrants of the same class	Number of convertible securities held	% w.r.t total number of convertible securities of the same class	
1	KALPESH KINARIWALA	881158	3.8178	0.00	0.00	0.00	0.00	3.8178
2	TRIKESH TRADELINK PVT.LTD.	800000	3.4662	0.00	0.00	0.00	0.00	3.4662
3	MOONVIEW VINTRADE PRIVATE LIMITED	670000	2.9029	0.00	0.00	0.00	0.00	2.9029
4	PRITHVIRAJ SAREMAL KOTHARI	511197	2.2149	0.00	0.00	0.00	0.00	2.2149
5	SHALIBHADRA EXPORTS PVT. LTD.	400000	1.7331	0.00	0.00	0.00	0.00	1.7331
6	KALAWATI PRITHVIRAJ KOTHARI	400000	1.7331	0.00	0.00	0.00	0.00	1.7331
7	KETAN KOTHARI	400000	1.7331	0.00	0.00	0.00	0.00	1.7331
8	TANAYA VINCOM PRIVATE LIMITED	389000	1.6854	0.00	0.00	0.00	0.00	1.6854
9	SANDEEP MOHANLAL JAIN	300000	1.2998	0.00	0.00	0.00	0.00	1.2998
10	KANAIYALAL VRAJLAL MEHTA	235003	1.0182	0.00	0.00	0.00	0.00	1.0182
11	SHREEHARI VINIMAY PRIVATE LIMITED	231100	1.0013	0.00	0.00	0.00	0.00	1.0013
	TOTAL	5217458	22.6060	0.00	0.00	0.00	0.00	22.6060

(I)(c)(ii) Statement showing holding of securities (including shares, warrants, convertible securities) of persons (together with PAC) belonging to the category "Public" and holding more than 5% of the total number of shares of the company


Sr. No.	Name(s) of the shareholder(s) and the Persons Acting in Concert (PAC) with them	Number of shares	Shares as a percentage of total number of shares {i.e., Grand Total (A)+(B)+(C) indicated in Statement at para (I)(a) above}	Details of warrants		Details of convertible securities		Total shares (including underlying shares assuming full conversion of warrants and convertible securities) as a % of diluted share capital
				Number of warrants	As a % total number of warrants of the same class	Number of convertible securities held	% w.r.t total number of convertible securities of the same class	
1	Nil	0	0.0000	0.00	0.00	0.00	0.00	0
	TOTAL	0	0.0000	0.00	0.00	0.00	0.00	0



(I)(d) Statement showing details of locked-in shares				
Sr. No.	Name of the shareholder	Number of Locked in Shares	Locked-in shares as a percentage of total number of shares {i.e., Grand Total (A)+(B)+(C) indicated in Statement at para (I)(a) above}	Category of shareholder (Promoters / Public)
	Nil	Nil	Nil	Nil
TOTAL		0	0.0000	



(II)(a) Statement showing details of Depository Receipts (DRs)				
Sr. No.	Type of outstanding DR (ADRs, GDRs, SDRs, etc.)	Number of outstanding DRs	Number of shares underlying outstanding DRs	Shares underlying outstanding DRs as a percentage of total number of shares {i.e., Grand Total (A) + (B) + (C) indicated in Statement at para (1)(c) above}
1	NIL	NIL	NIL	NIL
TOTAL		NIL	NIL	NIL



Statement showing holding of Depository Receipts (DRs), where underlying shares held by "Promoter/ Promoter Group" are in excess of 1% of the total number of shares

(II) (b)

Sr. No.	Name of the DR Holder	Type of outstanding DR (ADRs, GDRs, SDRs, etc.)	Number of shares underlying outstanding DRs	Shares underlying outstanding DRs as a percentage of total number of shares {i.e., Grand Total (A)+(B)+(C) indicated in Statement at para (I)(a) above}
1	NIL	NIL	NIL	NIL
TOTAL		NIL	NIL	NIL

