



(1)(a) STATEMENT SHOWING SHAREHOLDING PATTERN IN CLAUSE-35

NAME OF THE COMPANY: DIVIS LABORATORIES LIMITED		Name of the Scrip: DIVISLAB	
SCRIP CODE:	532488		
Class of Security:	Equity		
QUARTER ENDED:	30/06/2015		
Partly paid-up shares		As a % of total no. of partly paid-up shares	As a % of total no. of shares of the Company.
Held by promoter/promoter group	0	0	0
Held by Public	0	0	0
Total:	0	0	0
Outstanding convertible securities:		As a % of total no. of outstanding convertible securities.	As a % of total no. of shares of the Company assuming full conversion of the convertible securities
Held by promoter/promoter group	0	0	0
Held by Public	0	0	0
Total:	0	0	0
Warrants:		As a % of total no. of warrants	As a % of total no. of shares of the Company, assuming full conversion of warrants
Held by promoter/promoter group	0	0	0
Held by Public	0	0	0
Total:	0	0	0
Total paid-up capital of the Company, assuming full conversion of warrants and convertible securities	132734290	0	100.00



Category code	Category of shareholder	Number of shareholders	Total Number of shares	Number of shares held in de materialized form	Total shareholding as a percentage of total number of shares		Shares pledged or otherwise encumbered	
					As a percentage of (A+B)	As a percentage of (A+B+C)	No of shares	As a percentage
(I)	(II)	(III)	(IV)	(V)	(VI)	(VII)	(VIII)	(IX)= (VIII)/(IV)*100
(A)	Promoter and Promoter Group							
(1)	Indian							
(a)	Individuals / Hindu Undivided Family	7	65080616	65080616	49.03	49.03	0	0.00
(b)	Central Government / State Government(s)	--		0	0.00	0.00	0	0.00
(c)	Bodies Corporate	1	4000000	4000000	3.01	3.01	0	0.00
(d)	Financial Institutions / Banks		0	0	0.00	0.00	0	0.00
(e)	Others		0	0	0.00	0.00	0	0.00
	Sub-total A(1) :	8	69080616	69080616	52.04	52.04	0	0.00
(2)	Foreign							
(a)	Individuals (NRIs / Foreign Individuals)	1	50000	50000	0.04	0.04	0	0.00
(b)	Bodies Corporate		0	0	0.00	0.00	0	0.00
(c)	Institutions		0	0	0.00	0.00	0	0.00
(d)	Qualified Foreign Investor		0	0	0.00	0.00	0	0.00
(e)	Others		0	0	0.00	0.00	0	0.00
	Sub-total A(2) :	1	50000	50000	0.04	0.04	0	0.00
	Total Shareholding of Promoter and Promoter Group A=A(1)+A(2) :	9	69130616	69130616	52.08	52.08	0	0.00
(B)	Public Shareholding						N.A	N.A
(1)	Institutions						N.A	N.A
(a)	Mutual Funds / UTI	168	18458743	18458743	13.91	13.91		
(b)	Financial Institutions / Banks	12	1159879	1159879	0.87	0.87		
(c)	Central Government / State Government(s)		0	0	0.00	0.00		
(d)	Venture Capital Funds		0	0	0.00	0.00		
(e)	Insurance Companies		0	0	0.00	0.00		
(f)	Foreign Institutional Investors	375	25316732	25316732	19.07	19.07		
(g)	Foreign Venture Capital Investors		0	0	0.00	0.00		
(h)	Qualified Foreign Investor		0	0	0.00	0.00		
(i)	Others		0	0	0.00	0.00		
	Sub-total B(1) :	555	44935354	44935354	33.85	33.85		
(2)	Non-institutions						N.A	N.A
(a)	Bodies Corporate	690	8962658	8962648	6.75	6.75		
(b)	Individuals							
	i) Individual shareholders holding nominal share capital up to Rs.1 lakh	27573	7388534	7162741	5.57	5.57		



	ii) Individual shareholders holding nominal share capital in excess of Rs.1 lakh	9	864522	864522	0.65	0.65		
(c)	Qualified Foreign Investor	0	0	0	0.00	0.00		
(d)	Others - I) Non Resident Indians	804	771474	755474	0.58	0.58		
	ii) Directors not in control of the Company	4	471539	71139	0.36	0.36		
	iii) Trusts	6	143917	143917	0.11	0.11		
	iv) Clearing Members	117	65676	65676	0.05	0.05		
	Sub-total B(2) :	29203	18668320	18026117	14.06	14.06		
	Total Public Shareholding B=B(1)+B(2) :	29758	63603674	62961471	47.92	47.92	N.A	N.A
	Total [A+B] :	29767	132734290	132092087	100.00	100.00		
	(C) Shares held by Custodians against which Depository Receipts have been issued	0	0	0	0	0	N.A	N.A
(1)	Promoter and promoter group	0	0	0	0	0	N.A	N.A
(2)	Public	0	0	0	0	0	N.A	N.A
	GRAND TOTAL: [A+B+C]	29767	132734290	132092087	100.00	100.00	0	0.00

NOTE 1: Directors included in the Category of 'Public Shareholding-Others' are not having control over the company.


NOTE 2: 26138206 equity shares, being held by NRI-Promoters, FII and NRIs aggregating to 19.69% of total share capital of the company.

For DIVI'S LABORATORIES LTD.

Rajani P. L.
COMPANY SECRETARY


(I)(b) Statement showing holding of securities (including shares, warrants, convertible securities) of persons belonging to the category "Promoter and Promoter Group"

Sr. No.	Name of the shareholder		Details of shares held		Encumbered shares			Details of Warrants		Details of convertible securities		Total shares (including underlying shares assuming full conversion of warrants and convertible securities) as a % of diluted share capital
			Number of shares held	As a % of grand total (A)+(B)+(C)	No.	As a percentage (VI)= (V)/(III)*100	As a % of grand total (A)+(B)+(C) of sub-clause (I)(a)	Number of warrants held	As a % total number of warrants of the same class	Number of convertible securities held	As a % total number of convertible securities of the same class	
(I)	(II)	(III)	(IV)	(V)	(VI)	(VII)	(VIII)	(IX)	(X)	(XI)	(XII)	
INDIAN INDIVIDUALS:												
1	NILIMA MOTAPARTI	27000000	20.34	0	0.00	0.00	0	0.00	0	0.00	20.34	
2	DIVI SATCHANDRA KIRAN	23000000	17.33	0	0.00	0.00	0	0.00	0	0.00	17.33	
3	MURALI KRISHNA PRASAD DIVI	7783500	5.86	0	0.00	0.00	0	0.00	0	0.00	5.86	
4	DIVI SWARNA LATHA	7000000	5.27	0	0.00	0.00	0	0.00	0	0.00	5.27	
5	DIVI MADHUSUDANA RAO	282316	0.21	0	0.00	0.00	0	0.00	0	0.00	0.21	
6	DIVI BABU RAJENDRA PRASAD	13300	0.01	0	0.00	0.00	0	0.00	0	0.00	0.01	
7	RADHAKRISHNA RAO DIVI	1500	0.00	0	0.00	0.00	0	0.00	0	0.00	0.00	
	Sub-total	65080616										
BODIES CORPORATES:												
1	DIVIS BIOTECH PRIVATE LIMITED	4000000	3.01	0	0.00	0.00	0	0.00	0	0.00	3.01	
	Sub-total	4000000										
FOREIGN INDIVIDUALS:												
1	SRI RAMACHANDRA RAO DIVI	50000	0.04	0	0.00	0.00	0	0.00	0	0.00	0.04	
	Sub-total	50000										
	GRAND TOTAL	69130616	52.08	0	0.00	0.00	0	0.00	0	0.00	52.08	




(D)(c)(i) Statement showing holding of securities (including shares, warrants, convertible securities) of persons belonging to the category "Public" and holding more than 1% of the total number of shares

Sr. No.	Name of the shareholder	Number of shares held	Shares as a percentage of total number of shares {i.e., Grand Total (A)+(B)+(C) indicated in Statement at para (I)(a) above}	Details of Warrants		Details of convertible securities		Total shares (including underlying shares assuming full conversion of warrants and convertible securities) as a % of diluted share capital
				Number of warrants held	As a % total number of warrants of the same class	Number of convertible securities held	As a % total number of convertible securities of the same class	
1	RELIANCE CAPITAL TRUSTEE CO LTD	6887651	5.19	0	0.00	0	0.00	5.19
2	ICICI PRUDENTIAL MUTUAL FUND	3729319	2.81	0	0.00	0	0.00	2.81
3	HDFC TRUSTEE CO LTD	2244015	1.69	0	0.00	0	0.00	1.69
4	CREDIT SUISSE (SINGAPORE) LIMITED	2169298	1.63	0	0.00	0	0.00	1.63
5	HDFC STANDARD LIFE INSURANCE COMPANY LTD	2151001	1.62	0	0.00	0	0.00	1.62
6	RELIANCE LIFE INSURANCE COMPANY LIMITED	1933515	1.46	0	0.00	0	0.00	1.46
7	SBI MUTUAL FUND	1658273	1.25	0	0.00	0	0.00	1.25
9	M3 INVESTMENT PRIVATE LIMITED	1443464	1.09	0	0.00	0	0.00	1.09
8	ABU DHABI INVESTMENT AUTHORITY	1332810	1.00	0	0.00	0	0.00	1.00
10	MORGAN STANLEY ASIA (SINGAPORE) PTE.	1264365	0.95	0	0.00	0	0.00	0.95
	TOTAL	24813711	18.69	0	0.00	0	0.00	18.69



(D)(c)(ii) Statement showing holding of securities (including shares, warrants, convertible securities) of persons (together with PAC) belonging to the category "Public" and holding more than 5% of the total number of shares

Sr. No.	Name(s) of the shareholder(s) and Persons Acting in Concert (PAC) with them	Number of shares held	Shares as a percentage of total number of shares {i.e., Grand Total (A)+(B)+(C) indicated in Statement at para (I)(a) above}	Details of Warrants		Details of convertible securities		Total shares (including underlying shares assuming full conversion of warrants and convertible securities) as a % of diluted share capital
				Number of warrants held	As a % total number of warrants of the same class	Number of convertible securities held	As a % total number of convertible securities of the same class	
1	RELIANCE CAPITAL TRUSTEE CO LTD	6887651	5.19	0	0.00	0	0.00	5.19
	TOTAL	6887651	5.19	0	0.00	0	0.00	5.19



STATEMENT SHOWING DETAILS OF LOCKED-IN SHARES			
(I)(d)			
		Number of locked-in shares	Locked-in shares as a (%) percentage of total number of shares
Sr.No.	Name of the shareholder		Promoter/Promoter Group/Public
	NIL		

STATEMENT SHOWING DETAILS OF DEPOSITORY RECEIPTS (DRS)			
(II)(a)			
		Number of outstanding DRs	Number of shares underlying outstanding DRs
Sr.No.	Type of outstanding DR (ADRs,GDRs,SDRs,etc.)		Shares underlying outstanding DRs as a percentage of total number of shares
	NIL		

Statement showing Holding of Depository Receipts (DRs), where underlying shares held by "Promoter/Promoter group" are in excess of 1% of the total number shares.			
(II)(b)			
		Type of outstanding DR (ADRs,GDRs,SDRs, etc.)	Number of shares underlying outstanding DRs
Sr.No.	Name of the DR Holder		Shares underlying outstanding DRs as a percentage of total number of shares
	NIL		

