

Introductory sub-table (I)(a)

Name of the Company: UNIVERSAL STARCH-CHEM ALLIED LTD

Scrip Code, Name of the scrip, class of security: 524408, UNISTAR, EQUITY

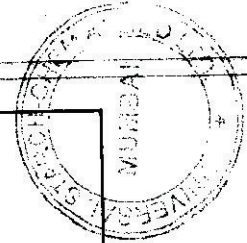
Quarter ended 30-09-2015

Partly paid-up shares:-		No. of partly paid-up shares	As a % of total no. of partly paid-up shares	As a % of total no. of shares of the company
Held by promoter/promoter group		NIL	NIL	NIL
Held by public				
Total - D		0	0	0

Outstanding convertible securities:-		No. of outstanding securities	As a % of total no. of outstanding convertible securities	As a % of total no. of shares of the company, assuming full conversion of the convertible securities
Held by promoter/promoter group		NIL	NIL	NIL
Held by public				
Total - E		0	0	0

Warrants:-		No. of warrants	As a % of total no. of warrants	As a % of total no. of shares of the company, assuming full conversion of warrants
Held by promoter/promoter group		NIL	NIL	NIL
Held by public				
Total - F		0	0	0

Total paid-up capital of the company, assuming full conversion of warrants and convertible securities (Grand Total (A+B+C) + D+E+F)	42,00,000/- Equity shares of Rs.10/- each = Capital of Rs.4,20,00,000/- (Rupees Four Crores Twenty Lacs only)
--	--

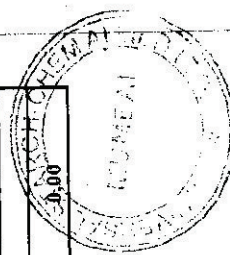


[Handwritten signature]

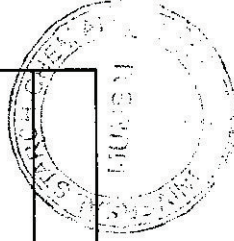
Category code	Category of Shareholder	Number of Shareholders	Total number of shares	Number of shares held in dematerialized form	Total shareholding as a percentage of total number of shares		Shares Pledged or otherwise encumbered	
					As a percentage of (A+B)	As a percentage of (A+B+C)	Number of shares	As a percentage
(B)	Public shareholding							
I	Institutions							
(a)	Mutual Funds/ UTI	0	0	0	0.00	0.00	0	0.00
(b)	Financial Institutions / Banks	0	0	0	0.00	0.00	0	0.00
(c)	Central Government/ State Government(s)	0	0	0	0.00	0.00	0	0.00
(d)	Venture Capital Funds	0	0	0	0.00	0.00	0	0.00
(e)	Insurance Companies	0	0	0	0.00	0.00	0	0.00
(f)	Foreign Institutional Investors	0	0	0	0.00	0.00	0	0.00
(g)	Foreign Venture Capital Investors	0	0	0	0.00	0.00	0	0.00
(h)	Any Other (specify)	0	0	0	0.00	0.00	0	0.00
	Sub-Total (B)(1)	0	0	0	0.00	0.00	0	0.00
B 2	Non-institutions							
(a)	Bodies Corporate	32	83435	12035	1.99	1.99	0	0.00
(b)	Individuals							
I	Individuals -i. Individual shareholders holding nominal share capital up to Rs 1 lakh	2200	767208	300493	18.27	18.27	0	0.00
II	ii. Individual shareholders holding nominal share capital in excess of Rs. 1 lakh.	23	1025489	452489	24.41	24.41	0	0.00
c	Qualified Foreign Investor	0	0	0	0.00	0.00	0	0.00
d	Any Other							
d-i	Clr-Mem	1	10	10	0.00	0.00	0	0.00
D-ii	NRI	33	21058	17158	0.50	0.50	0	0.00
	Sub-Total (B)(2)	2289	1897200	782185	45.17	45.17	0	0.00



Category code	Category of Shareholder	Number of Shareholders	Total number of shares	Number of shares held in dematerialized form	Total shareholding as a percentage of total number of shares		Shares Pledged or otherwise encumbered	
					As a percentage of (A+B)	As a percentage of (A+B+C)	Number of shares	As a percentage
(B)	Total Public Shareholding (B) = (B)	2289	1897200	782185	45.17	45.17	0	0.00
	TOTAL (A)+(B)	2315	4200000	782185	100.00	100.00	0	0.00
(C)	Shares held by Custodians and against which Depository Receipts have been issued							
1	Promoter and Promoter Group	0	0	0			0	0.00
2	Public	0	0	0			0	0.00
	Sub-Total (C)	0	0	0			0	0.00
	GRAND TOTAL (A)+(B)+(C)	2315	4200000	782185	100.00	100.00	0	0.00



Sr.No	Notes
1	
2	
3	
4	
5	
6	
7	
8	
9	



9/5

(D)(b) Statement showing holding of securities (including shares, warrants, convertible securities) of persons belonging to the category "Promoter and Promoter Group"


Sr. No.	Name of the shareholder	Details of Shares held		Encumbered shares (*)			Details of warrants		Details of convertible securities		Total shares (including under-lying shares assuming full conversion of warrants and convertible securities) as a % of diluted share capital
		Number of shares held	As a % of grand total (A)+(B)+(C)	No.	As a percentage (V)/(III)*100	As a % of grand total (A)+(B)+(C) of sub-clause (I)(a)	Number of warrants held	As a % total number of warrants of the same class	Number of convertible securities held	As a % total number of convertible securities of the same class	
(i)	(ii)	(iii)	(iv)	(v)	(vi)=(v)/(iii)*100	(vii)	(viii)	(ix)	(x)	(xi)	
1	Chhatrasinh Nagosinh Rawal	10400	0.25		0.00	0.00					
2	Chandrakumar J. Rawal	15000	0.36		0.00	0.00					
3	Shantadevi Y. Jamadar	5700	0.14		0.00	0.00					
4	Jayadevi Ranjitsingh Thakore	5500	0.13		0.00	0.00					
5	Premsinh Balesinh Patil	5000	0.12		0.00	0.00					
6	Ranjitsingh Jaysinh Thakore	4000	0.10		0.00	0.00					
7	Jaykumar J. Rawal	162666	3.87		0.00	0.00					
8	Hansarani. J. Rawal	112700	2.68		0.00	0.00					
9	Panchratna J. Rawal	244900	5.83		0.00	0.00					
10	Rishikesh J. Rawal	38800	0.92		0.00	0.00					
11	Shipra J. Rawal	3000	0.07		0.00	0.00					
12	Vikrant Jaydeosinh Rawal	3000	0.07		0.00	0.00					
13	Vijayadevi P. Rajput	2900	0.07		0.00	0.00					
14	Jitendrasinh J. Rawal	595667	14.18		0.00	0.00					
15	Jaydeosinh J. Rawal	388567	9.25		0.00	0.00					
16	Jaysinh Dautasinh. Rawal	8800	0.21		0.00	0.00					
17	Binakumar Jaydeosinh Rawal	108400	2.58		0.00	0.00					
18	Nayanakumar Jitendrasinh Rawal	323300	7.70		0.00	0.00					
19	Jayendrasinh K. Desai	63000	1.50		0.00	0.00					
20	Subhadradevi Jaykumar. Rawal	108500	2.58		0.00	0.00					
21	Kalpana Kirtipal Singh Gohil	51900	1.24		0.00	0.00					
	Total	2261700	53.85								

SAME AS ITEM (iii) / (iv)

NIL

Contd. On Next Page

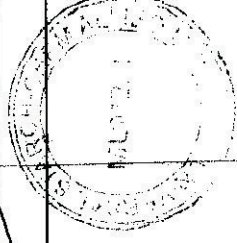
96



(1)(b) Contd. From Previous Page

22	Arjunsinh Thakore	200	0.00					0.00				
23	Jaychandra Agro Inds. Pvt.Ltd	24000	0.57					0.00				
24	Jaysintha Financing P.Ltd	10500	0.25					0.00				
25	Rawal Trading Ent. Pvt.Ltd	5400	0.13					0.00			NIL	SAME AS ITEM (iii) / (iv)
26	Toranmal Development P.Ltd	1000	0.02					0.00				
	Total	41100	0.98									
	TOTAL	2302800	54.83									

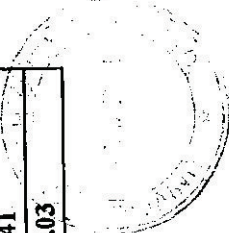
(*) The term "encumbrance" has the same meaning as assigned to it in regulation 28(3) of the SAST Regulations, 2011



Handwritten signature or initials.

(D)(c)(i)	Statement showing holding of securities (including shares, warrants, convertible securities) of persons belonging to the "Public" and holding more than 1% of the total number of shares		
Sr. No.	Name of the shareholder	Number of shares	Shares as a percentage of total number of shares {i.e., Grand Total (A)+(B)+(C) indicated in Statement at para (D)(a) above}
1	Chayasing Nayansing Rajput	196000	4.67
2	Kishorebhai Desai	107000	2.55
3	Ranjitsingh Shivaji Vaghela+ 2 Folios	102710	2.45
4	Chainsingh Navalsing Rajput	98694	2.34
5	Sarvadamsingh Ranjitsingh Vaghela	82000	1.95
6	In & Out Marketing	70000	1.67
7	Padmaben Desai	59000	1.41
TOTAL		715404	17.03

19



(1)(c)(ii) Statement showing holding of securities (including shares, warrants, convertible securities) of persons (together with PAC) belonging to the category "Public" and holding more than 5% of the total number of shares of the company


Sr. No.	Name(s) of the shareholder(s) and the Persons Acting in Concert (PAC) with them	Number of shares	Shares as a percentage of total number of shares {i.e., Grand Total (A)+(B)+(C) indicated in Statement at para (1)(a) above}	Details of warrants		Details of convertible securities		Total shares (including underlying shares assuming conversion warrants and convertible securities) as % of diluted share capital
				Number of warrants	As a % total number of warrants of the same class	Number of convertible securities held	% w.r.t total number of convertible securities of the same class	
TOTAL		0	0	0	0	0	0	



[Handwritten Signature]

(I)(d) Statement showing details of locked-in shares

Sr. No.	Name of the shareholder	Number of locked-in shares	Locked-in shares as a percentage of total number of shares {i.e., Grand Total (A)+(B)+(C) indicated in Statement at para (I) (a) above}
1	N	I	L
2			
3			
4			
5	N	I	L
6			
7			
8			
9			
TOTAL		0	0.00




Handwritten signature/initials

(II)(a) Statement showing details of Depository Receipts (DRs)

Sr. No.	Type of outstanding DR (ADRs, GDRs, SDRs, etc.)	Number of outstanding DRs	Number of shares underlying outstanding DRs	Shares underlying outstanding DRs as a percentage of total number of shares {i.e., Grand Total (A)+(B)+(C) indicated in Statement at para (D)(a) above}
1	N	I	L	
2				
3				
4				
5				
6				
7				
8				
9				
TOTAL		0	0	0.00

92



(II)(b) Statement showing holding of Depository Receipts (DRs), where underlying shares held by "promoter/promoter group" are in excess of 1% of the total number of shares

Sr. No.	Name of the DR Holder	Type of outstanding DR (ADRs, GDRs, SDRs, etc.)	Number of shares underlying outstanding DRs	Shares underlying outstanding DRs as a percentage of total number of shares {i.e., Grand Total (A)+(B)+(C) indicated in Statement at para (I)(a) above}
1	N	I	L	
2				
3				
4				
5				
6				
7				
8				
9				
TOTAL				

[Handwritten signature]

