

4th May, 2016.

To,

The Manager (Listing), The Bombay Stock Exchange Ltd. Mumbai	The Manager (Listing), National Stock Exchange of India Ltd. Mumbai
--	---

Dear Sir/Madam,

Sub: Segment wise Consolidated Financials for the year ended 31.03.2016

In continuation of our letter dated 27th April, 2016 regarding filing of Audited Financial Results for quarter/year ended 31st March, 2016, we send herewith the Segment wise Consolidated Financials for the quarter/year ended 31st March, 2016 which were left out inadvertently.



Kindly take same on your record. We regret for any inconvenience caused to you for this matter.

Thanking you.

For Elecon Engineering Company Limited



Parthiv Parikh
Company Secretary & Compliance Officer



Cranes



Rubber Industry




Marine Industry



Plastic Industry



Power Industry



Steel Industry



Sugar Industry



Mining



Cement Industry


Gearing industries. Gearing economies.

ELECON ENGINEERING COMPANY LIMITED
SEGMENT WISE REVENUE, RESULTS AND CAPITAL EMPLOYED

(Rs. in Lacs)


PARTICULARS	CONSOLIDATED				
	Quarter Ended			Year ended	
	31st March, 2016 (Audited)	31st Dec, 2015 (Unaudited)	31st March, 2015 (Audited)	31st March, 2016 (Audited)	31st March, 2015 (Audited)
1. SEGMENT REVENUE					
(a) Material Handling Equipment	17,164.84	11,769.29	20,212.65	47,954.35	51,742.65
(b) Transmission Equipment	28,100.17	20,390.32	26,787.11	85,337.86	85,458.10
(c) Un allocated	725.97	568.44	1,297.43	2,319.81	3,264.29
Total	45,990.98	32,728.05	48,297.19	135,612.01	140,465.04
Less: Inter Segment Revenue	4,521.51	(308.16)	1,894.29	7,077.45	7,575.99
Net Sales/Income from Operations	41,469.48	33,036.21	46,402.90	128,534.56	132,889.05
2. SEGMENT RESULTS (PROFIT)(+)/LOSS(-) BEFORE TAX & INTEREST FROM EACH SEGMENT					
(a) Material Handling Equipment	2,350.34	(1,283.82)	2,719.80	200.02	3,296.41
(b) Transmission Equipment	3,487.01	3,546.34	4,505.04	11,423.33	7,675.90
(c) Un allocated	190.60	54.86	289.02	378.50	507.61
Total	6,027.95	2,317.38	7,513.86	12,001.85	11,479.92
Less:					
i) Finance Cost	2,087.45	2,043.67	2,468.62	7,472.85	8,087.00
ii) Other Unallocated Corporate Expenses net off	-	-	-	-	-
iii) Unallocable income	-	-	-	-	-
Total Profit before Tax	3,940.50	273.71	5,045.24	4,529.00	3,392.92
3. CAPITAL EMPLOYED (Segment Assets - Segment Liabilities)					
(a) Material Handling Equipment	60,836.24	59,300.33	54,016.38	60,836.24	54,016.39
(b) Transmission Equipment	50,619.12	53,035.20	49,811.91	50,619.12	49,811.91
(c) Un allocated	3,567.40	3,422.06	3,283.60	3,567.40	3,283.60
Total	115,022.76	115,757.60	107,111.89	115,022.76	107,111.89

Place : Vallabh Vidyanagar
 Date : 27th April, 2016



FOR ELECON ENGINEERING CO. LTD.

Reed
COMPANY SECRETARY



Cranes



Rubber Industry



Marine Industry



Plastic Industry



Power Industry



Steel Industry



Sugar Industry



Mining



Cement Industry

Gearing industries. Gearing economies.