


(1)(a) STATEMENT SHOWING SHAREHOLDING PATTERN IN CLAUSE-35

NAME OF THE COMPANY: PRITHVI INFORMATION SOLUTION LTD		Name of the Scrip: PRITHVI	
SCRIP CODE:	532675		
Class of Security:			
QUARTER ENDED:	30/09/2015		
	No. of partly paid-up shares	As a % of total no. of partly paid-up shares	As a % of total no. of shares of the Company.
Partly paid-up shares			
Held by promoter/promoter group	0	0	0
Held by Public	0	0	0
Total:	0	0	0
Outstanding convertible securities:		As a % of total no. of outstanding convertible securities.	As a % of total no. of shares of the Company assuming full conversion of the convertible securities
Held by promoter/promoter group	0	0	0
Held by Public	0	0	0
Total:	0	0	0
Warrants:		As a % of total no. of warrants	As a % of total no. of shares of the Company, assuming full conversion of warrants
Held by promoter/promoter group	0	0	0
Held by Public	0	0	0
Total:	0	0	0
Total paid-up capital of the Company, assuming full conversion of warrants and convertible securities	34605786	0	100.00



CATEGORY CODE	CATEGORY OF SHAREHOLDER	NO OF SHAREHOLDERS (III)	TOTAL NUMBER OF SHARES (IV)	NO OF SHARES HELD IN DEMATERIALIZED FORM (V)	TOTAL SHAREHOLDING AS A % OF TOTAL NO OF SHARES		SHARES PLEDGE OR OTHERWISE ENCUMBERED	
					AS a PERCENTAGE of (A+B) (VI)	As a PERCENTAGE of (A+B+C) (VII)	NUMBER OF SHARES (VIII)	AS a PERCENTAGE (IX)=(VIII)/(IV)*100
(I)	PROMOTER AND PROMOTER GROUP							
(A)	INDIAN							
(a)	Individual/HUF	1	356589	356589	1.03	1.03	0	0.00
(b)	Central Government/State Government(s)	0	0	0	0.00	0.00	0	0.00
(c)	Bodies Corporate	0	0	0	0.00	0.00	0	0.00
(d)	Financial Institutions / Banks	0	0	0	0.00	0.00	0	0.00
(e)	Others	0	0	0	0.00	0.00	0	0.00
	Sub-Total A(1) :	1	356589	356589	1.03	1.03	0	0.00
(2)	FOREIGN							
(a)	Individuals (NRIs/Foreign Individuals)	1	162600	162600	0.47	0.47	0	0.00
(b)	Bodies Corporate	0	0	0	0.00	0.00	0	0.00
(c)	Institutions	0	0	0	0.00	0.00	0	0.00
(d)	Qualified Foreign Investor	0	0	0	0.00	0.00	0	0.00
(e)	Others	0	0	0	0.00	0.00	0	0.00
	Sub-Total A(2) :	1	162600	162600	0.47	0.47	0	0.00
	Total A=A(1)+A(2) :	2	519189	519189	1.50	1.50	0	0.00
(B)	PUBLIC SHAREHOLDING							
(1)	INSTITUTIONS							
(a)	Mutual Funds /UTI	0	0	0	0.00	0.00	0	0.00
(b)	Financial Institutions /Banks'	1	140517	140517	0.41	0.41	0	0.00
(c)	Central Government / State Government(s)	0	0	0	0.00	0.00	0	0.00
(d)	Venture Capital Funds	0	0	0	0.00	0.00	0	0.00
(e)	Insurance Companies	0	0	0	0.00	0.00	0	0.00
(f)	Foreign Institutional Investors	0	0	0	0.00	0.00	0	0.00
(g)	Foreign Venture Capital Investors	0	0	0	0.00	0.00	0	0.00
(h)	Qualified Foreign Investor	0	0	0	0.00	0.00	0	0.00
(i)	Others	0	0	0	0.00	0.00	0	0.00
	Sub-Total B(1) :	1	140517	140517	0.41	0.41	0	0.00
(2)	NON-INSTITUTIONS							
(a)	Bodies Corporate	432	8040467	8040467	23.23	23.23	0	0.00
(b)	Individuals							
	(i) Individuals holding nominal share capital upto Rs. 1 lakh	24726	9523751	9499137	27.52	27.52	0	0.00
	(ii) Individuals holding nominal share capital in excess of Rs. 1 lakh	213	15460220	7550020	44.68	44.68	0	0.00
(c)	Others	169	908097	904601	2.62	2.62	0	0.00
	NON RESIDENT INDIANS							
	CLEARING MEMBERS	2	13545	13545	0.04	0.04	0	0.00




CATEGORY CODE	CATEGORY OF SHAREHOLDER	NO OF SHAREHOLDERS (III)	TOTAL NUMBER OF SHARES (IV)	NO OF SHARES HELD IN DEMATERIALIZED FORM (V)	TOTAL SHAREHOLDING AS A % OF TOTAL NO OF SHARES		SHARES PLEDGE OR OTHERWISE ENCUMBERED
					AS a PERCENTAGE OF (A+B) (VI)	As a PERCENTAGE OF (A+B+C) (VII)	
(I)	CATEGORY OF SHAREHOLDER (II)						
(d)	Qualified Foreign Investor						
	Sub-Total B(2) :	25542	33946080	26007770	98.09	98.09	
	Total B=B(1)+B(2) :	25543	34086597	26148287	98.50	98.50	
	Total (A+B) :	25545	34605786	26667476	100.00	100.00	
(C)	Shares held by custodians; against which Depository Receipts have been issued						
(1)	Promoter and Promoter Group	0	0	0	0.00	0.00	
(2)	Public						
	GRAND TOTAL (A+B+C) :	25545	34605786	26667476	100.00	100.00	0
							0.00



(i)(b) Sr.No	Statement showing holding of securities (including shares, warrants, convertible securities) of persons belonging to the category "Promoter and Promoter Group"				Details of Warrants			Details of convertible securities		Total Shares (including underlying shares assuming full conversion of warrants and convertible securities) as a % of diluted share capital	
	Name of the Shareholder	No. of Shares held	As a % of grand total (A)+(B)+(C)	Pledge Shares	AS a percentage (V)=(V)/(III)*100	AS a % of grand total (A) + (B) + (C) of sub-clause (i)(a)	Number of warrants held	As a % total number of warrants of the same class	Number of convertible securities held		As a % total number of convertible securities of the same class
(ii)	(i)	(iii)	(iv)	(v)	(vi)	(vii)	(viii)	(ix)	(x)	(xi)	(xii)
1	SATISH KUMAR V	356589	1.03	0	0.00	0.00	0	0.00	0	0.00	1.03
2	VUPPALAPATI MADHAVI	162500	0.47	0	0.00	0.00	0	0.00	0	0.00	0.47
	TOTAL :	519089	1.50	0	0.00	0.00	0	0.00	0	0.00	1.50




(U)(i)(j) Sr.No.	Statement showing holding of securities (including shares, warrants, convertible securities) of persons belonging to the category "Public" and holding more than 1% of the total number of shares	Details of shares		Details of warrants		Details of convertible securities		Total shares (including underlying shares assuming full conversion of warrants and convertible securities) as a % of diluted share capital)
		Number of shares held	% of total shares (i.e., Grant total (A)+(B)+(C) Indicated in Statement at para (i)(a) above)	Number of warrants held	As a % total number of warrants of the same class	Number of convertible securities held	% w.r.t total number of convertible securities of the same class	
1	Sarat Kumar Addanki	7880800	22.77	0	0.00	0	0.00	22.77
2	HARSHITH ENTERPRISES PRIVATE LIMITED	4223626	12.20	0	0.00	0	0.00	12.20
3	INITA M DALAL	999000	2.89					2.89
4	KUNAL M DALAL	653000	1.89	0	0.00	0	0.00	1.89
5	MERGERS & ACQUISITIONS CONSULTANTS PVT.LTD.	578477	1.67	0	0.00	0	0.00	1.67
6	DINESH KUMAR SINGHI	505735	1.46	0	0.00	0	0.00	1.46
	TOTAL ::	14840639	42.88	0	0.00	0	0.00	42.88



Statement showing holding of securities (including shares, warrants, convertible securities) of persons (together with PAC) belonging to the category "Public" and holding more than 5% of the total number of shares of the company						
(i)(c)(ii)	Name(s) of the shareholder(s) and the Persons Acting in Concert (PAC) with them	Number of shares held	Shares as a percentage of total number of shares (i.e. Grant total (A)+(B)+(C) indicated in Statement at para (i)(a) above)	Details of warrants	Details of convertible securities	Total shares (including underlying shares assuming full conversion of warrants and convertible securities) as a % of diluted share capital)
Sr.No.				As a % total number of warrants of the same class	Number of convertible securities held	% w.r.t total number of convertible securities of the same class
1	Sarat Kumar Addanki	7880800	22.77	0	0.00	0.00
2	HARSHITH ENTERPRISES PRIVATE LIMITED	4223626	12.20	0	0.00	0.00
	TOTAL :	12104426	34.98	0	0.00	0.00

(i)(d) STATEMENT SHOWING DETAILS OF LOCKED-IN SHARES	
Sr.No.	Name of the shareholder
	Number of locked-in shares
	Promoter/Promoter Group/Public
	NIL
	NIL



STATEMENT SHOWING DETAILS OF DEPOSITORY RECEIPTS (DRS)			
(II)(a)			
			Shares underlying outstanding DRs as a percentage of total number of shares (i.e., Grand Total (A)+(B)+(C) indicated in Statement at Para(I)(a) above)
Sr.No.	Type of outstanding DR (ADRs,GDRs,SDRs,etc)	Number of outstanding DRs	Number of shares underlying outstanding DRs
		0	0
TOTAL :			0

Statement showing Holding of Depository Receipts (DRs), where underlying shares held by "Promoter/Promoter group" are in			
(II)(b)			
			Shares underlying outstanding DRs as a percentage of total number of shares (i.e., Grand Total (A)+(B)+(C) indicated in Statement at para(I)(a) above)
Sr.No.	Name of the DR Holder	Type of outstanding DR (ADRs,GDRs,SDRs,etc.)	Number of shares underlying outstanding DRs
			0
TOTAL :			0

