

Introductory sub-table (I)(a)

Name of the Company: **HINDUSTAN BIO SCIENCES LIMITED**  
 Scrip Code, Name of the scrip, class of security: **532041 HINDBIO EQUITY**  
 Quarter ended: **30-09-2015**

Partly paid-up shares:-	No. of partly paid-up shares	As a % of total no. of partly paid-up shares	As a % of total no. of shares of the company
Held by promoter/promoter group			0
Held by public			0
<b>Total - D</b>	<b>0</b>		<b>0</b>

Outstanding convertible securities:-	No. of outstanding securities	As a % of total no. of outstanding convertible securities	As a % of total no. of shares of the company, assuming full conversion of the convertible securities
Held by promoter/promoter group			0
Held by public			0
<b>Total - E</b>	<b>0</b>		<b>0</b>

Warrants:-	No. of warrants	As a % of total no. of warrants	As a % of total no. of shares of the company, assuming full conversion of warrants
Held by promoter/promoter group			0
Held by public			0
<b>Total - F</b>	<b>0</b>		<b>0</b>


**Total paid-up capital of the company, assuming full conversion of warrants and convertible securities**

10250800



**Statement Showing Shareholding Pattern**

Category code	Category of Shareholder	Number of Shareholders	Table (D)(a)					
			Total number of shares	Number of shares held in dematerialized form	Total shareholding as a percentage of total number of shares		Shares Pledged or otherwise encumbered	
			(IV)	(V)	As a percentage of(A+B) <sup>1</sup>	As a percentage of(A+B+C)	Number of shares	(IX)= (VIII)/(IV)*100
(I)	(II)	(III)	(IV)	(V)	(VI)	(VII)	(VIII)	(IX)= (VIII)/(IV)*100
(A)	<b>Shareholding of Promoter and Promoter Group<sup>2</sup></b>							
<b>I</b>	<b>Indian</b>							
(a)	Individuals/ Hindu Undivided Family							
(b)	Central Government/ State Government(s)	4	869800	869800	8.49	8.49		0.00
(c)	Bodies Corporate	1	284715	284715	0.00	0.00		#DIV/0!
(d)	Financial Institutions/ Banks				2.78	2.78		0.00
(e)	Any Others(Specify)				0.00	0.00		#DIV/0!
(e-i)					0.00	0.00		#DIV/0!
(e-ii)					0.00	0.00		#DIV/0!
	<b>Sub Total(A)(I)</b>	<b>5</b>	<b>1154515</b>	<b>1154515</b>	<b>11.26</b>	<b>11.26</b>	<b>0</b>	<b>0.00</b>



<b>2</b>	<b>Foreign</b>																		#DIV/0!
a	Individuals (Non-Residents Individuals/ Foreign Individuals)									0.00	0.00		0.00						#DIV/0!
b	Bodies Corporate									0.00	0.00		0.00						#DIV/0!
c	Institutions									0.00	0.00		0.00						#DIV/0!
d	Any Others(Specify)									0.00	0.00		0.00						#DIV/0!
d-i										0.00	0.00		0.00						#DIV/0!
d-ii																			
									<b>0</b>	<b>0</b>	<b>0</b>	<b>0</b>	<b>0</b>	<b>0</b>	<b>0</b>	<b>0</b>	<b>0</b>	<b>0</b>	<b>#DIV/0!</b>
	<b>Sub Total(A)(2)</b>									<b>11.26</b>	<b>11.26</b>		<b>11.26</b>						<b>0.00</b>
	<b>Total Shareholding of Promoter and Promoter</b>							<b>5</b>	<b>1154515</b>	<b>1154515</b>	<b>1154515</b>		<b>11.26</b>			<b>0</b>			<b>0.00</b>
<b>(B)</b>	<b>Public shareholding</b>																		
<b>I</b>	<b>Institutions</b>																		
(a)	Mutual Funds/ UTI									0.00	0.00		0.00						
(b)	Financial Institutions / Banks									0.00	0.00		0.00						
(c)	Central Government/ State Government(s)									0.00	0.00		0.00						
(d)	Venture Capital Funds									0.00	0.00		0.00						
(e)	Insurance Companies									0.00	0.00		0.00						
(f)	Foreign Institutional Investors									0.00	0.00		0.00						
(g)	Foreign Venture Capital Investors									0.00	0.00		0.00						
(h)	Any Other (specify)									0.00	0.00		0.00						
(h-i)										0.00	0.00		0.00						
(h-ii)																			
									<b>0</b>	<b>0</b>	<b>0</b>	<b>0</b>	<b>0.00</b>			<b>0.00</b>			<b>0.00</b>
	<b>Sub-Total (B)(1)</b>							<b>0</b>	<b>0</b>	<b>0</b>	<b>0</b>	<b>0</b>	<b>0.00</b>			<b>0.00</b>			<b>0.00</b>
<b>B 2</b>	<b>Non-institutions</b>																		



(a)	Bodies Corporate	111	469664	469664	4.58	4.58	
(b)	Individuals				0.00	0.00	
I	Individuals -i. Individual shareholders holding nominal share capital up to Rs 1 lakh	6527	6069128	6061622	59.21	59.21	
II	ii. Individual shareholders holding nominal share capital in excess of Rs. 1 lakh.	92	2382156	1796956	23.24	23.24	
(c)	Any Other (specify)				0.00	0.00	
(c-i)	Clearing Member	18	51452	51452	0.50	0.50	
(c-ii)	NRI	30	123885	123885	1.21	1.21	
	<b>Sub-Total (B)(2)</b>	<b>6778</b>	<b>9096285</b>	<b>8503579</b>	<b>88.74</b>	<b>88.74</b>	
<b>(B)</b>	<b>Total Public Shareholding (B)= (B)(1)+(B)(2)</b>	<b>6778</b>	<b>9096285</b>	<b>8503579</b>	<b>88.74</b>	<b>88.74</b>	
	<b>TOTAL (A)+(B)</b>	<b>6783</b>	<b>10250800</b>	<b>9658094</b>	<b>100.00</b>	<b>100.00</b>	
<b>(C)</b>	<b>Shares held by Custodians and against Depository Receipts have been issued</b>						
1	Promoter and Promoter Group				0.00	0.00	#DIV/0!
2	Public				0.00	0.00	
	<b>Sub-Total (C)</b>	<b>0</b>	<b>0</b>	<b>0</b>	<b>0</b>	<b>0</b>	
	<b>GRAND TOTAL (A)+(B)+(C)</b>	<b>6783</b>	<b>10250800</b>	<b>9658094</b>	<b>100.00</b>	<b>100.00</b>	<b>0 0.00</b>



Sr.No	Notes
1	
2	
3	
4	
5	
6	
7	
8	
9	



(1)(b) Statement showing holding of securities (including shares, warrants, convertible securities) of persons belonging to the category "Promoter and Promoter Group"


Sr. No.	Name of the shareholder	Details of Shares held		Encumbered shares (*)		Details of warrants		Details of convertible securities		Total shares (including underlying shares assuming full conversion of warrants and convertible securities) as a % of diluted share capital	
		Number of shares held	As a % of grand total (A)+(B)+(C)	No.	As a percentage	As a % of grand total (A)+(B)+(C) of sub-clause (1)(a)	Number of warrants held	As a % total number of warrants of the same class	Number of convertible securities held		As a % total number of convertible securities of the same class
(I)	(II)	(III)	(IV)	(V)	(VI)=(V)/(III)*100	(VII)	(VIII)	(IX)	(X)	(XI)	(XII)
1	J V R MOHAN RAJU	852200	8.31	0	0.00	0.00	0	#DIV/0!		#DIV/0!	
2	I SURESH	14900	0.15	0	0.00	0.00		#DIV/0!		#DIV/0!	
3	J UMA	600	0.01		0.00	0.00		#DIV/0!		#DIV/0!	
4	SUPER SOLUTIONS (I) PVT LTD.	284715	2.78		0.00	0.00		#DIV/0!		#DIV/0!	
5	J VARUN VARMA	2100	0.02		0.00	0.00		#DIV/0!		#DIV/0!	
	<b>TOTAL</b>	<b>1154515</b>	<b>11.26</b>	<b>0</b>	<b>0.00</b>	<b>0.00</b>	<b>0</b>	<b>#DIV/0!</b>	<b>0</b>	<b>#DIV/0!</b>	<b>0</b>

(\*) The term "encumbrance" has the same meaning as assigned to it in regulation 28(3) of the SAST Regulations, 2011




**(1)(c)(i) Statement showing holding of securities (including shares, warrants, convertible securities) of persons belonging to the category "Public" and holding more than 1% of the total number of shares**

Sr. No.	Name of the shareholder	Number of shares held	Shares as a percentage of total number of shares {i.e., Grand Total (A)+(B)+(C) indicated in Statement at para (1)(a) above}	Details of warrants		Details of convertible securities		Total shares (including underlying shares assuming full conversion of warrants and convertible securities) as a % of diluted share capital
				Number of warrants held	As a % total number of warrants of the same class	Number of convertible securities held	% w.r.t total number of convertible securities of the same class	
1	CHINTALAPATI DEEPIKA	140849	1.37		#DIV/0!		#DIV/0!	
2	DANLAW SYSTEMS INDIA LTD	133732	1.30		#DIV/0!		#DIV/0!	
3			0.00		#DIV/0!		#DIV/0!	
4			0.00		#DIV/0!		#DIV/0!	
5			0.00		#DIV/0!		#DIV/0!	
6			0.00		#DIV/0!		#DIV/0!	
7			0.00		#DIV/0!		#DIV/0!	
8			0.00		#DIV/0!		#DIV/0!	
9			0.00		#DIV/0!		#DIV/0!	
10			0.00		#DIV/0!		#DIV/0!	
<b>TOTAL</b>		<b>274581</b>	<b>2.68</b>	<b>0</b>	<b>#DIV/0!</b>	<b>0</b>	<b>#DIV/0!</b>	<b>0</b>



(D)(c)(ii) Statement showing holding of securities (including shares, warrants, convertible securities) of persons (together with PAC) belonging to the category "Public" and holding more than 5% of the total number of shares of the company


Sr. No.	Name(s) of the shareholder(s) and the Persons Acting in Concert (PAC) with them	Number of shares	Shares as a percentage of total number of shares {i.e., Grand Total (A)+(B)+(C) indicated in Statement at para (I)(a) above}	Details of warrants		Details of convertible securities		Total shares (including underlying shares assuming full conversion of warrants and convertible securities) as a % of diluted share capital
				Number of warrants	As a % total number of warrants of the same class	Number of convertible securities held	% w.r.t total number of convertible securities of the same class	
1		0	0.00		#DIV/0!		#DIV/0!	
2			0.00		#DIV/0!		#DIV/0!	
3			0.00		#DIV/0!		#DIV/0!	
4			0.00		#DIV/0!		#DIV/0!	
5			0.00		#DIV/0!		#DIV/0!	
6			0.00		#DIV/0!		#DIV/0!	
7			0.00		#DIV/0!		#DIV/0!	
8			0.00		#DIV/0!		#DIV/0!	
9			0.00		#DIV/0!		#DIV/0!	
10			0.00		#DIV/0!		#DIV/0!	
<b>TOTAL</b>		<b>0</b>	<b>0.00</b>	<b>0</b>	<b>#DIV/0!</b>	<b>0</b>	<b>#DIV/0!</b>	<b>0</b>





(I)(d) Statement showing details of locked-in shares

Sr. No.	Name of the shareholder	Number of locked-in shares	Locked-in shares as a percentage of total number of shares {i.e., Grand Total (A)+(B)+(C) indicated in Statement at para (I)(a) above}
1		0	0.00
2			0.00
3			0.00
4			0.00
5			0.00
6			0.00
7			0.00
8			0.00
9			0.00
			0.00
<b>TOTAL</b>		<b>0</b>	<b>0.00</b>



**(II)(a) Statement showing details of Depository Receipts (DRs)**

<b>Sr. No.</b>	<b>Type of outstanding DR (ADRs, GDRs, SDRs, etc.)</b>	<b>Number of outstanding DRs</b>	<b>Number of shares underlying outstanding DRs</b>	<b>Shares underlying outstanding DRs as a percentage of total number of shares {i.e., Grand Total (A)+(B)+(C) indicated in Statement at para (I)(a) above}</b>
1		0	0	0.00
2				0.00
3				0.00
4				0.00
5				0.00
6				0.00
7				0.00
8				0.00
9				0.00
<b>TOTAL</b>		<b>0</b>	<b>0</b>	<b>0.00</b>



**(II)(b) Statement showing holding of Depository Receipts (DRs), where underlying shares held by "promoter/promoter group" are in excess of 1% of the total number of shares**

Sr. No.	Name of the DR Holder	Type of outstanding DR (ADRs, GDRs, SDRs, etc.)	Number of shares underlying outstanding DRs	Shares underlying outstanding DRs as a percentage of total number of shares {i.e., Grand Total (A)+(B)+(C) indicated in Statement at para (I)(a) above}
1		0	0	0.00
2				0.00
3				0.00
4				0.00
5				0.00
6				0.00
7				0.00
8				0.00
9				0.00
<b>TOTAL</b>			<b>0</b>	<b>0.00</b>

