


(1) (a) Introductory sub-table - Statement showing Shareholding Pattern		TD POWER SYSTEMS LIMITED	
Name of the Company		BSE - 533553; NSE-TDPOWERSYS;	
Scrip Code, Name of the scrip		Equity	
Class of security		Equity	
Quarter ended		30.06.2015	

Partly paid-up shares:-	No. of partly paid-up shares	As a % of total no. of partly paid-up shares	As a % of total no. of shares of the company
Held by Promoter / Promoter Group	0	0.0000	0.0000
Held by public	0	0.0000	0.0000
Total	0	0.0000	0.0000
Outstanding convertible securities:-	No. of outstanding securities	As a % of total No. of outstanding convertible securities	As a % of total no. of shares of the company, assuming full conversion of the convertible securities
Held by Promoter / Promoter Group	0	0.0000	0.0000
Held by public	0	0.0000	0.0000
Total	0	0.0000	0.0000
Warrants:-	No. of warrants	As a % of total no. of warrants	As a % of total no. of shares of the company, assuming full conversion of warrants
Held by Promoter / Promoter Group	0	0.0000	0.0000
Held by public	0	0.0000	0.0000
Total	0	0.0000	0.0000
Total paid-up capital of the company assuming full conversion of warrants and convertible securities			33237588


For TD POWER SYSTEMS LIMITED

N. Srivatsa
N. Srivatsa
Company Secretary



Name of the Company: TD POWER SYSTEMS LIMITED

(I) (a)		Statement showing Shareholding Pattern as on 30.06.2015		BSE - 533553		NSE - TDPOWERSYS		Class of security: Equity	
Scrip Code, Name of the scrip		NSDL DATA: 30.06.2015		CDSL DATA: 30.06.2015					
Category Code	Category of shareholder	Number of shareholders	Total number of shares	Number of shares held in		Total shareholding as a percentage of total number of (A+B)	As a percentage of (A+B+C)	Shares pledged or otherwise encumbered Number of shares	As a percentage (IX) = (VIII)/(IV)*100
				dematerialised form	materialised form				
(I)	(II)	(III)	(IV)	(V)	(VI)	(VII)	(VIII)	(IX)	
(A)	Promoter and Promoter Group								
1	Indian								
(a)	Individuals/Hindu Undivided Family	2	6485524	6485524	19.51	19.51	0	0.00	
(b)	Central Government/State Government(s)	0	0	0	0.00	0.00	0	0.00	
(c)	Bodies Corporate	1	5026433	5026433	15.12	15.12	0	0.00	
(d)	Financial Institutions / Banks	0	0	0	0.00	0.00	0	0.00	
(e)	Any Other (Specify)	1	1134252	1134252	3.41	3.41	0	0.00	
(e-i)	Chartered Capital & Investment Ltd.	1	2084100	2084100	6.27	6.27	0	0.00	
(e-ii)	Sofia Mohib Khericha	1	14730309	14730309	44.32	44.32	0	0.00	
	Sub Total (A)(1)	5	14730309	14730309	44.32	44.32	0	0.00	
(A)(2)	Foreign								
(a)	Individuals (Non-Resident Individuals)	1	3235254	3235254	9.73	9.73	0	0.00	
(b)	Bodies Corporate	0	0	0	0.00	0.00	0	0.00	
(c)	Institutions	0	0	0	0.00	0.00	0	0.00	
(d)	Qualified Foreign Investors	0	0	0	0.00	0.00	0	0.00	
(e)	Any Other (Specify)	0	0	0	0.00	0.00	0	0.00	
	Sub Total (A)(2)	1	3235254	3235254	9.73	9.73	0	0.00	
	Total Shareholding of Promoter and Promoter Group (A)=(A)(1)+(A)(2)	6	17965563	17965563	54.05	54.05	0	0.00	
(B)	Public shareholding								
(B)(1)	Institutions								
(a)	Mutual Funds/UTI	23	7306751	7306751	21.98	21.98	0.00	0.00	
(b)	Financial Institutions / Banks	2	7553	7553	0.02	0.02	0.00	0.00	
(c)	Central Government/State Government(s)	0	0	0	0.00	0.00	0.00	0.00	
(d)	Venture Capital Funds	0	0	0	0.00	0.00	0.00	0.00	
(e)	Insurance Companies	0	0	0	0.00	0.00	0.00	0.00	
(f)	Foreign Institutional Investors	11	3798360	3798360	11.43	11.43	0.00	0.00	
(g)	Foreign Venture Capital Investors	0	0	0	0.00	0.00	0.00	0.00	
(h)	Qualified Foreign Investors	0	0	0	0.00	0.00	0.00	0.00	
(i)	Any Other (Specify)	0	0	0	0.00	0.00	0.00	0.00	
	Sub Total (B)(1)	36	11112664	11112664	33.43	33.43	0.00	0.00	



NSDL DATA: 30.06.2015


TD POWER SYSTEMS LIMITED

CSL DATA: 30.06.2015

Sr. No.	Name of the shareholder	Details of Shares held			Encumbered shares(*)				Details of warrants			Details of convertible securities		Total shares (including underlying shares assuming full conversion of warrants and convertible securities) as a % of diluted share capital
		Number of shares held	As a % of grand total (A)+(B)+(C)	No.	As a percentage (VI)=(V)/(III)*100	As a % of grand total (A)+(B)+(C) of sub-clause (I)(a)	Number of warrants held	As a % of total number of warrants of the same class	Number of convertible securities held	As a % total number of convertible securities of the same class				
(I)	(II)	(III)	(IV)	(V)	(VI)=(V)/(III)*100	(VII)	(VIII)	(IX)	(X)	(XI)	(XII)			
1	Saphire Finman Services Private Limited AANCST462Q	5026433	15.12	0.00	0.00	0.00	0.00	0.00	0.00	0.00	0.00			
2	Nikhil Kumar ACIPK5127G	4638664	13.96	0.00	0.00	0.00	0.00	0.00	0.00	0.00	0.00			
3	Hitoshi Matsuo AHSMPM4165B	3235254	9.73	0.00	0.00	0.00	0.00	0.00	0.00	0.00	0.00			
4	Sofia Mohib Khericha AGTPK3860H	2084100	6.27	0.00	0.00	0.00	0.00	0.00	0.00	0.00	0.00			
5	Mohib N. Khericha AGMPK8152H	1846860	5.56	0.00	0.00	0.00	0.00	0.00	0.00	0.00	0.00			
6	Chartered Capital & Investment Limited AAACC6247L	1134252	3.41	0.00	0.00	0.00	0.00	0.00	0.00	0.00	0.00			
TOTAL		17965563	54.05	0.00	0.00	0.00	0.00	0.00	0.00	0.00	0.00			

(*) The term "encumbrance" has the same meaning as assigned to it in regulation 28(3) of SEBI (SAST) Regulations, 2011

For TD POWER SYSTEMS LIMITED


N. Srivatsa
Company Secretary

NSDL DATA: 30.06.2015
 (I)(c)(i) Statement showing holding of securities (including shares, warrants, convertible securities) of persons belonging to the category "Public" and holding more than 1% of the total number of shares

Sr. No.	Name of the shareholder	Number of shares held	Shares as a percentage of total number of shares (i.e., Grand Total (A)+(B)+(C) Indicated in Statement at para (1)(a) above)	Details of warrants	Details of convertible securities	Total shares underlying shares assuming full conversion of warrants and convertible securities as a % of diluted share capital
1	HDFC Trustee Company Limited - HDFC Prudence Fund, HDFC Infrastructure Fund, HDFC Capital Builder Fund, HDFC MF Monthly Income Plan Long Term Plan	2646000	7.96	0.00	0.00	0
2	IDFC Sterling Equity Fund, IDFC Tax Advantage (ELSS) Fund	1546716	4.65	0.00	0.00	0
3	India Value Fund IV	1218971	3.67	0.00	0.00	0
4	Sundaram Mutual Fund A/C - Sundaram Smile Fund, Sundaram Infrastructure Advantage Fund, Sundaram Long Term Tax Advantage Fund, Sundaram Value Fund Series - II	1268049	3.82	0.00	0.00	0
5	L and T Mutual Fund Trustee Ltd - L and T Equity Fund, L and T Indo Asia Fund, L and T Infrastructure Fund, L and T Mid Cap Fund, L and T Business Cycles Fund, L and T Emerging Businesses Fund	1094682	3.29	0.00	0.00	0
6	Smallcap World Fund, Inc	1009087	3.04	0.00	0.00	0
7	Toyo Denki Seizo KK	876270	2.64	0.00	0.00	0
8	Baring India Private Equity Fund III Listed Investments Limited	805778	2.42	0.00	0.00	0
9	Ontario Teachers' Pension Plan Board Managed By Arohi Asset Management Pte Ltd-NP9Q	773850	2.33	0.00	0.00	0
10	Arohi Asset Management Pte Ltd- A/C Arohi Emerging Asia Master Fund	571807	1.72	0.00	0.00	0
11	Reliance Capital Trustee Co. Ltd - Reliance Equity Linked Saving Fund-Series-I, Reliance Dual Advantage Fixed Tenure Fund II Plan G, Reliance Dual Advantage Fixed Tenure Fund II Plan H	442422	1.33	0.00	0.00	0
TOTAL		12253632	36.87	0.00	0.00	0

FOR: TD POWER SYSTEMS LIMITED

N. Sivakasa
 Company Secretary



TD POWER SYSTEMS LIMITED

NSDL DATA: 30.06.2015


CDSL DATA: 30.06.2015

(I)(c)(ii) Statement showing holding of securities (including shares, warrants, convertible securities) of persons (together with PAC) belonging to the category "Public" and holding more than 5% of the total number of shares of the company

Sr. No.	Name(s) of the shareholder(s) and the Persons Acting in Concert (PAC) with them	Number of shares	Shares as a percentage of total number of shares {i.e., Grand Total (A)+(B)+(C) indicated in Statement at para (1)(a) above}	Details of warrants		Details of convertible securities		Total shares (including underlying shares assuming full conversion of warrants and convertible securities) as a % of diluted share capital
				Number of warrants	As a % total number of warrants of the same class	Number of convertible securities held	% w.r.t total number of convertible securities of the same class	
1	HDFC Trustee Company Limited - HDFC Prudence Fund, HDFC Infrastructure Fund, HDFC Capital Builder Fund, HDFC MF Monthly Income Plan Long Term Plan	2646000	7.96					
TOTAL		2646000	7.96					

For TD POWER SYSTEMS LIMITED

N. Srivatsa
N. Srivatsa
Company Secretary



TD POWER SYSTEMS LIMITED

NSDL DATA: 30.06.2015

CDSL DATA: 30.06.2015

(I)(d) Statement showing details of locked-In shares

Sr. No.	Name of the shareholder	Number of Locked in Shares	Locked-in shares as a percentage of total number of shares {i.e., Grand Total (A)+(B)+(C) indicated in Statement at para (I)(a) above}			Promoter/Pro moter Group/Public
	NIL	NIL	NIL	NIL	NIL	NIL
TOTAL		0	0.00			

For TD POWER SYSTEMS LIMITED



N. Shivatsa
Company Secretary

TD POWER SYSTEMS LIMITED

NSDL DATA: 30.06.2015


CDSL DATA: 30.06.2015

(II)(a) Statement showing details of Depository Receipts (DRs)

Sr. No.	Type of outstanding DR (ADRs, GDRs, SDRs, etc.)	Number of outstanding DRs	Number of shares underlying outstanding DRs	Shares underlying outstanding DRs as a percentage of total number of shares {i.e., Grand Total (A)+(B)+(C) indicated in Statement at para (I)(a) above}
	NIL	NIL	NIL	NIL
	TOTAL	0	0	0

FOR TD POWER SYSTEMS LIMITED

N. Shivatsa
 N. Shivatsa
 Company Secretary



TD POWER SYSTEMS LIMITED

NSDL DATA: 30.06.2015

CDSL DATA: 30.06.2015

(II) (b) Statement showing holding of Depository Receipts (DRs), where underlying shares held by "Promoter / Promoter Group" are in excess of 1% of the total number of shares

Sr. No.	Name of the DR Holder	Type of outstanding DR (ADRs, GDRs, SDRs, etc.)	Number of shares underlying outstanding DRs	Shares underlying outstanding DRs as a percentage of total number of shares {i.e., Grand Total (A)+(B)+(C) indicated in Statement at para (I)(a) above}
NIL		NIL	NIL	NIL
TOTAL		0	0	0

For TD POWER SYSTEMS LIMITED

N. Shivatsa

**N. Shivatsa
Company Secretary**

