

PUNJAB NATIONAL BANK  
 HO: FINANCE DIVISION ( SHARE DEPARTMENT)  
 5, SANGAD MARG, NEW DELHI - 110001.



(1)(a) Statement showing Shareholding Pattern

| Sr. no. | Category of shareholder<br>(II)                            | Number of shareholders<br>(III) | Total number of shares<br>(IV) | Number of shares held in dematerialized form<br>(V) | Total shareholding as a percentage of total number of shares |                                     | Shares Pledged or otherwise encumbered |   |      |
|---------|--|---------------------------------|--------------------------------|---|--|-------------------------------------|--|---|------|
|         |  |                                 |                                |   | As a percentage of (A+B) <sup>1</sup><br>(VI)                | As a percentage of (A+B+C)<br>(VII) | Number of shares<br>(VIII)             | As a percentage<br>(IX) = (VIII) / (IV) * 100 |      |
| (A)     | <b>Promoter and Promoter Group<sup>2</sup></b>             |                                 |                                |   |  |                                     |  |   |      |
| (1)     | <b>Indian</b>  |                                 |                                |   |  |                                     |  |   |      |
| (a)     | Individuals/Hindu Undivided Family                         | 0                               | 0                              | 0   | 0.00   | 0.00                                | 0                                      | 0   | 0.00 |
| (b)     | Central Government/State Government(s)                     | 1                               | 1219088455                     | 1219088455  | 62.08  | 62.08                               | 0                                      | 0   | 0.00 |
| (c)     | Bodies Corporate   | 0                               | 0                              | 0   | 0.00   | 0.00                                | 0                                      | 0   | 0.00 |
| (d)     | Financial Institutions/Banks                               | 0                               | 0                              | 0   | 0.00   | 0.00                                | 0                                      | 0   | 0.00 |
| (e)     | Any Other (Total)  | 0                               | 0                              | 0   | 0.00   | 0.00                                | 0                                      | 0   | 0.00 |
|         | <b>Sub-Total (A)(1)</b>                                    | 1                               | 1219088455                     | 1219088455  | 62.08  | 62.08                               | 0                                      | 0   | 0.00 |
| (2)     | <b>Foreign</b>   |                                 |                                |   |  |                                     |  |   |      |
| (a)     | Individuals (Non-Resident Individuals/Foreign Individuals) | 0                               | 0                              | 0   | 0.00   | 0.00                                | 0                                      | 0   | 0.00 |
| (b)     | Bodies Corporate   | 0                               | 0                              | 0   | 0.00   | 0.00                                | 0                                      | 0   | 0.00 |
| (c)     | Institutions   | 0                               | 0                              | 0   | 0.00   | 0.00                                | 0                                      | 0   | 0.00 |
| (d)     | Qualified Foreign Investor                                 | 0                               | 0                              | 0   | 0.00   | 0.00                                | 0                                      | 0   | 0.00 |
| (e)     | Any Other (Total)  | 0                               | 0                              | 0   | 0.00   | 0.00                                | 0                                      | 0   | 0.00 |
|         | <b>Sub-Total (A)(2)</b>                                    | 0                               | 0                              | 0   | 0.00   | 0.00                                | 0                                      | 0   | 0.00 |
|         | <b>Total Shareholding of</b>                               | 1                               | 1219088455                     | 1219088455  | 62.08  | 62.08                               | 0                                      | 0   | 0.00 |


(D)(a) Statement showing Shareholding Pattern

Name of the Company : Punjab National Bank

Scrip Code, Name of the scrip, class of security : PNB

As on Date : 30-Sep-2015

| Partly paid-up shares   | No. of partly paid-up shares  | As a % of total no. of partly paid-up Shares              | As a % of total no. of shares of the company   |
|---|-------------------------------|---|--|
| Held by promoter/promoter group   | 0                             | 0   | 0  |
| Held by public  | 0                             | 0   | 0  |
| <b>Total</b>  | 0                             | 0   | 0  |
| Outstanding convertible securities  | No. of outstanding securities | As a % of total no. of outstanding convertible securities | As a % of total no. of shares of the company, assuming full conversion of the convertible securities |
| Held by promoter/promoter group   | 0                             | 0   | 0  |
| Held by public  | 0                             | 0   | 0  |
| <b>Total</b>  | 0                             | 0   | 0  |
| Warrants  | No. of warrants               | As a % of total no. of warrants                           | As a % of total no. of shares of the company, assuming full conversion of Warrants                   |
| Held by promoter/promoter group   | 0                             | 0   | 0  |
| Held by public  | 0                             | 0   | 0  |
| <b>Total</b>  | 0                             | 0   | 0  |
| Total paid-up capital of the company, assuming full conversion of warrants and convertible securities | 1963597490                    | N.A.  | 100.00   |





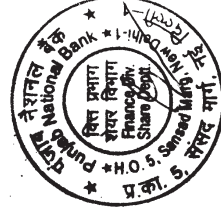
| Promoter and Promoter Group (A)= (A)(1)+(A)(2)  |        |           |           |       |       |      |      |      |      |      |
|---|--------|-----------|-----------|-------|-------|------|------|------|------|------|
| <b>(B) Public shareholding<sup>3</sup></b>  |        |           |           |       |       |      |      |      |      |      |
| <b>(1) Institutions</b>   |        |           |           |       |       |      |      |      |      |      |
| (a) Mutual Funds/UTI  | 125    | 117862762 | 117862762 | 6.00  | 6.00  | N.A. | N.A. | N.A. | N.A. | N.A. |
| (b) Financial Institutions/Banks  | 26     | 1807812   | 1807812   | 0.09  | 0.09  | N.A. | N.A. | N.A. | N.A. | N.A. |
| (c) Central Government/State Government(s)  | 1      | 309800    | 309800    | 0.02  | 0.02  | N.A. | N.A. | N.A. | N.A. | N.A. |
| (d) Venture Capital Funds   | 0      | 0         | 0         | 0.00  | 0.00  | N.A. | N.A. | N.A. | N.A. | N.A. |
| (e) Insurance Companies   | 72     | 266769841 | 266769841 | 13.59 | 13.59 | N.A. | N.A. | N.A. | N.A. | N.A. |
| (f) Foreign Institutional Investors   | 165    | 254611721 | 254611721 | 12.97 | 12.97 | N.A. | N.A. | N.A. | N.A. | N.A. |
| (g) Foreign Venture Capital Investors   | 0      | 0         | 0         | 0.00  | 0.00  | N.A. | N.A. | N.A. | N.A. | N.A. |
| (h) Qualified Foreign Investor  | 0      | 0         | 0         | 0.00  | 0.00  | N.A. | N.A. | N.A. | N.A. | N.A. |
| (i) Any Other (Total)   | 1      | 57535     | 57535     | 0.00  | 0.00  | N.A. | N.A. | N.A. | N.A. | N.A. |
| (i1) FFI/BANKS  | 1      | 57535     | 57535     | 0.00  | 0.00  | N.A. | N.A. | N.A. | N.A. | N.A. |
| <b>Sub-Total (B)(1)</b>   | 390    | 641419471 | 641419471 | 32.67 | 32.67 | N.A. | N.A. | N.A. | N.A. | N.A. |
| <b>(2) Non-institutions</b>   |        |           |           |       |       |      |      |      |      |      |
| (a) Bodies Corporate  | 2101   | 12890284  | 12700284  | 0.66  | 0.66  | N.A. | N.A. | N.A. | N.A. | N.A. |
| (b) Individuals - i. Individual Shareholders Holding Nominal Share Capital Up To >Rs. 1 Lakh.       | 328017 | 80551767  | 73523482  | 4.10  | 4.10  | N.A. | N.A. | N.A. | N.A. | N.A. |
| (c) Individuals - ii. Individual Shareholders Holding Nominal Share Capital In Excess Of Rs. 1 Lakh | 19     | 2616841   | 2616841   | 0.13  | 0.13  | N.A. | N.A. | N.A. | N.A. | N.A. |
| (c) Qualified Foreign Investor  | 0      | 0         | 0         | 0.00  | 0.00  | N.A. | N.A. | N.A. | N.A. | N.A. |
| (d) Any Other (Total)   | 5491   | 7030672   | 6949672   | 0.36  | 0.36  | N.A. | N.A. | N.A. | N.A. | N.A. |
| (d1) CLEARING MEMBERS   | 325    | 1752677   | 1752677   | 0.09  | 0.09  | N.A. | N.A. | N.A. | N.A. | N.A. |
| (d2) HUF  | 4236   | 1387672   | 1320672   | 0.07  | 0.07  | N.A. | N.A. | N.A. | N.A. | N.A. |

|  |  |        |            |            |            |        |        |      |      |
|--|--|--------|------------|------------|------------|--------|--------|------|------|
| (d3) NRI   |  | 877    | 371065     | 371065     | 371065     | 0.02   | 0.02   | N.A. | N.A. |
| (d4) OCB   |  | 1      | 4715       | 4715       | 4715       | 0.00   | 0.00   | N.A. | N.A. |
| (d5) TRUSTS  |  | 52     | 3514543    | 3514543    | 3500543    | 0.18   | 0.18   | N.A. | N.A. |
| Sub-Total (B)(2)   |  | 335628 | 103089564  | 103089564  | 95790279   | 5.25   | 5.25   | N.A. | N.A. |
| Total Public Shareholding (B)= (B)(1)+(B)(2)   |  | 336018 | 744509035  | 744509035  | 737209750  | 37.92  | 37.92  | N.A. | N.A. |
| TOTAL (A)+(B)  |  | 336019 | 1963597490 | 1963597490 | 1956298205 | 100.00 | 100.00 | 0    | 0.00 |
| (C) Shares held by Custodians and against which Depository Receipts have been issued |  | 0      | 0          | 0          | 0          | 0.00   | 0.00   | N.A. | N.A. |
| C1 Promoter and Promoter Group   |  | 0      | 0          | 0          | 0          | 0.00   | 0.00   | N.A. | N.A. |
| C2 Public  |  | 0      | 0          | 0          | 0          | 0.00   | 0.00   | N.A. | N.A. |
| GRAND TOTAL (A)+(B)+(C)  |  | 336019 | 1963597490 | 1963597490 | 1956298205 | 100.00 | 100.00 | 0    | 0.00 |

<sup>1</sup>For determining public shareholding for the purpose of Clause 40A.


<sup>2</sup>For definitions of "Promoter" and "Promoter Group", refer to Clause 40A.

<sup>3</sup>For definitions of "Public Shareholding", refer to Clause 40A.



**(I)(b) Statement showing Shareholding of persons belonging to the category "Promoter and Promoter Group"**

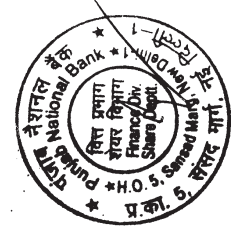
| Sr. No. | Name of the shareholder | PAN of the Shareholder | Total Shares held |   | Shares pledged or otherwise encumbered |  | Details of warrants          |   | Details of convertible securities          |   | Total shares (including underlying shares assuming full conversion of warrants and convertible securities) as a % of diluted share capital (XIII) |
|---------|-------------------------|------------------------|-------------------|---|--|--|------------------------------|---|--|---|---|
|         |                         |                        | Number (IV)       | as a % of grand total (A) + (B) + (C) (V) | Number (VI)                            | as a percentage (VII) = (VI) / (IV) * 100 (VIII) | Number of warrants held (XI) | As a % total number of warrants of the same class (X) | Number of convertible securities held (XI) | As a % total number of convertible securities of the same class (XII) |   |
| 1       | Central Government      |                        | 1219088455        | 62.08                                     | 0                                      | 0.00   | 0                            | 0   | 0  | 0   | 62.08   |
|         | TOTAL                   |                        | 1219088455        | 62.08                                     | 0                                      | 0.00   | 0                            | 0   | 0  | 0.00  | 62.08   |



*[Handwritten signature]*

**D(c) Statement showing Shareholding of persons belonging to the category "Public" and holding more than 1% of the total number of shares**

| Sr. No. | Name of the shareholder   | PAN of the Shareholder | Number of shares | Shares as a percentage of total number of shares (i.e., Grand Total (A)+(B)+(C) indicated in Statement at para (I)(a) above} | Details of warrants     |   | Details of convertible securities     |  | Total shares (including underlying shares assuming full conversion of warrants and convertible securities) as a % of diluted |
|---------|---|------------------------|------------------|--|-------------------------|---|---------------------------------------|--|--|
|         |   |                        |                  |  | Number of warrants held | As a % total number of warrants of the same class | Number of convertible securities held | % w.r.t total number of convertible securities of the same class |  |
| 1       | LIC of India Fortune plus secured fund                                  | AAACL0582H             | 246917319        | 12.57  | 0                       | 0   | 0                                     | 0  | 12.57  |
| 2       | Lazard Asset Management LLC A/c Lazard emerging markets portfolio       | AAAAAL0206A            | 63236977         | 3.22   | 0                       | 0   | 0                                     | 0  | 3.22   |
| 3       | HDFC Trustee Co Ltd. A/c HDFC Dual - Advantage Fund I 1100D August 2015 | AAATH1809A             | 48674946         | 2.48   | 0                       | 0   | 0                                     | 0  | 2.48   |
| 4       | ICICI PRUDENTIAL CNX 100 etf  | AAAAI0038F             | 33820173         | 1.72   | 0                       | 0   | 0                                     | 0  | 1.72   |
|         | TOTAL   |                        | 392649415        | 20.00  | 0                       | 0.00  | 0                                     | 0.00   | 19.99  |




**I)(c) Statement showing Shareholding of persons belonging to the category "Public" and holding more than 5% of the total number of shares**

| Sr. No. | Name of the shareholder                | PAN of the Shareholder | Number of shares | Shares as a percentage of total number of shares {i.e., Grand Total (A)+(B)+(C) indicated in Statement at para (I)(a) above} | Details of warrants     |   | Details of convertible securities     |  | Total shares (including underlying shares assuming full conversion of warrants and convertible securities) as a % of diluted |
|---------|--|------------------------|------------------|--|-------------------------|---|---------------------------------------|--|--|
|         |  |                        |                  |  | Number of warrants held | As a % total number of warrants of the same class | Number of convertible securities held | % w.r.t total number of convertible securities of the same class |  |
| 1       | LIC of India Fortune plus secured Fund | AAACL0582H             | 246917319        | 12.57  | 0                       | 0   | 0                                     | 0  | 12.57  |
|         | TOTAL                                  |                        | 246917319        | 12.57  | 0                       | 0   | 0                                     | 0.00   | 12.57  |

**I)(d) Statement showing details of locked-in shares**

| Sr. No. | Name of the shareholder   | PAN of the Shareholder | Number of locked-in shares | Locked-in shares as a percentage of total number of shares {i.e., Grand Total (A)+(B)+(C) indicated in Statement at para (I)(a) above} |
|---------|---------------------------|------------------------|----------------------------|--|
| 1       | GOVT. OF INDIA (Promoter) |                        | 1219088455                 | 62.08  |
|         | TOTAL                     |                        | 1219088455                 | 62.08  |



*(Handwritten signature)*

**(II)(a) Statement showing details of Depository Receipts (DRs)**


| Sr. No. | Type of outstanding DR (ADRs, GDRs, SDRs, etc.) | Number of outstanding DRs | Number of shares underlying outstanding DRs | Shares underlying outstanding DRs as a percentage of total number of shares {i.e., Grand Total (A)+(B)+(C) indicated in Statement at para (I)(a) above} |
|---------|---|---------------------------|---|---|
|         | TOTAL   | 0                         | 0   | 0.00  |

**(II)(b) Statement showing holding of Depository Receipts (DRs), where underlying shares held by 'promoter/promoter group' are in excess of 1% of the total number of shares**

| Sr. No. | Name of the DR Holder (ADRs, GDRs, SDRs, etc.) | Type of outstanding DR (ADRs, GDRs, SDRs, etc.) | Number of shares underlying outstanding DRs | Shares underlying outstanding DRs as a percentage of total number of shares {i.e., Grand Total (A)+(B)+(C) indicated in Statement at para (I)(a) above} |
|---------|--|---|---|---|
|         |  | TOTAL   | 0   | 0.00  |


**(III) (a) Statement showing the voting pattern of shareholders, if more than one class of shares/securities is issued by the issuer.**

| Sr. no. | Category of shareholder                  | Number of Voting Rights held in each class of securities |              |             | Total Voting Rights (III+IV+V) (VI) | Total Voting Rights i.e. (VI) As a percentage of (A+B) (VII) As a percentage of (A+B+C) (VIII) |      |
|---------|--|--|--------------|-------------|-------------------------------------|--|------|
|         |  | Class X (III)  | Class Y (IV) | Class Z (V) |                                     |  |      |
| (I)     | Promoter and Promoter Group <sup>2</sup> |  |              |             |                                     |  |      |
| (1)     | Indian                                   |  |              |             |                                     |  |      |
| (a)     | Individuals/Hindu Undivided Family       | 0  | 0            | 0           | 0                                   | 0.00   | 0.00 |
| (b)     | Central Government/State Government(s)   | 0  | 0            | 0           | 0                                   | 0.00   | 0.00 |
| (c)     | Bodies Corporate                         | 0  | 0            | 0           | 0                                   | 0.00   | 0.00 |



*[Handwritten signature]*






|            |   |   |   |   |   |   |      |      |
|------------|---|---|---|---|---|---|------|------|
| (d)        | Financial Institutions/Banks  | 0 | 0 | 0 | 0 | 0 | 0.00 | 0.00 |
| (e)        | Any Other (Total)   | 0 | 0 | 0 | 0 | 0 | 0.00 | 0.00 |
|            | <b>Sub-Total (A)(1)</b>   | 0 | 0 | 0 | 0 | 0 | 0.00 | 0.00 |
| <b>(2)</b> | <b>Foreign</b>  |   |   |   |   |   |      |      |
| (a)        | Individuals (Non-Resident Individuals/Foreign Individuals)                                | 0 | 0 | 0 | 0 | 0 | 0.00 | 0.00 |
| (b)        | Bodies Corporate  | 0 | 0 | 0 | 0 | 0 | 0.00 | 0.00 |
| (c)        | Institutions  | 0 | 0 | 0 | 0 | 0 | 0.00 | 0.00 |
| (d)        | Qualified Foreign Investor  | 0 | 0 | 0 | 0 | 0 | 0.00 | 0.00 |
| (e)        | Any Other (Total)   | 0 | 0 | 0 | 0 | 0 | 0.00 | 0.00 |
|            | <b>Sub-Total (A)(2)</b>   | 0 | 0 | 0 | 0 | 0 | 0.00 | 0.00 |
|            | <b>Total Shareholding of Promoter and Promoter Group (A)= (A)(1)+(A)(2)</b>               | 0 | 0 | 0 | 0 | 0 | 0.00 | 0.00 |
| <b>(B)</b> | <b>Public shareholding</b>  |   |   |   |   |   |      |      |
| <b>(1)</b> | <b>Institutions</b>   |   |   |   |   |   |      |      |
| (a)        | Mutual Funds/UTI  | 0 | 0 | 0 | 0 | 0 | 0.00 | 0.00 |
| (b)        | Financial Institutions/Banks  | 0 | 0 | 0 | 0 | 0 | 0.00 | 0.00 |
| (c)        | Central Government/State Government(s)  | 0 | 0 | 0 | 0 | 0 | 0.00 | 0.00 |
| (d)        | Venture Capital Funds   | 0 | 0 | 0 | 0 | 0 | 0.00 | 0.00 |
| (e)        | Insurance Companies   | 0 | 0 | 0 | 0 | 0 | 0.00 | 0.00 |
| (f)        | Foreign Institutional Investors   | 0 | 0 | 0 | 0 | 0 | 0.00 | 0.00 |
| (g)        | Foreign Venture Capital Investors   | 0 | 0 | 0 | 0 | 0 | 0.00 | 0.00 |
| (h)        | Qualified Foreign Investor  | 0 | 0 | 0 | 0 | 0 | 0.00 | 0.00 |
| (h)        | Any Other (Total)   | 0 | 0 | 0 | 0 | 0 | 0.00 | 0.00 |
|            | <b>Sub-Total (B)(1)</b>   | 0 | 0 | 0 | 0 | 0 | 0.00 | 0.00 |
| <b>(2)</b> | <b>Non-institutions</b>   |   |   |   |   |   |      |      |
| (a)        | Bodies Corporate  | 0 | 0 | 0 | 0 | 0 | 0.00 | 0.00 |
| (b)        | Individuals - i. Individual Shareholders Holding Nominal Share Capital Up To >Rs. 1 Lakh. | 0 | 0 | 0 | 0 | 0 | 0.00 | 0.00 |
|            | Individuals - ii. Individual Shareholders   | 0 | 0 | 0 | 0 | 0 | 0.00 | 0.00 |

*(Handwritten signature)*

|     | Holding Nominal Share Capital In Excess Of<br>Rs. 1 Lakh                            |   |   |   |   |   |   |      |      |
|-----|---|---|---|---|---|---|---|------|------|
| (c) | Qualified Foreign Investor  | 0 | 0 | 0 | 0 | 0 | 0 | 0.00 | 0.00 |
| (d) | Any Other (Total)   | 0 | 0 | 0 | 0 | 0 | 0 | 0.00 | 0.00 |
|     | <b>Sub-Total (B)(2)</b>   | 0 | 0 | 0 | 0 | 0 | 0 | 0.00 | 0.00 |
|     | <b>Total Public Shareholding (B)=<br/>(B)(1)+(B)(2)</b>                             | 0 | 0 | 0 | 0 | 0 | 0 | 0.00 | 0.00 |
|     | <b>TOTAL (A)+(B)</b>  | 0 | 0 | 0 | 0 | 0 | 0 | 0.00 | 0.00 |
| (C) | Shares held by Custodians and against which<br>Depository Receipts have been issued | 0 | 0 | 0 | 0 | 0 | 0 | 0.00 | 0.00 |
| C1  | Promoter and Promoter Group   | 0 | 0 | 0 | 0 | 0 | 0 | 0    | 0    |
| C2  | Public  | 0 | 0 | 0 | 0 | 0 | 0 | 0    | 0    |
|     | <b>GRAND TOTAL (A)+(B)+(C)</b>  | 0 | 0 | 0 | 0 | 0 | 0 | 0.00 | 0.00 |



*(Handwritten signature)*