

(I)(a) Statement showing Shareholding Pattern

Name of the Company:	Reliance Industries Limited		
Scrip Code:	BSE - 500325 & NSE -"RELIANCE EQ"		
Name of the Srip, Class of Security:	Equity Shares		
Quarter ended :	30 th June, 2015		
Partly paid-up shares	No. of partly paid-up shares	As a % of total no. of partly paid-up shares	As a % of total no. of shares of the company
Held by Promoter/Promoter group	0	0.00	0.00
Held by Public	0	0.00	0.00
Total-D	0	0.00	0.00
Outstanding convertible securities	No. of outstanding securities	As a % of total no. of outstanding convertible securities	As a % of total no. of shares of the company, assuming full conversion of the convertible securities
Held by Promoter/Promoter group	0	0.00	0.00
Held by Public	0	0.00	0.00
Total-E	0	0.00	0.00
Warrants	No. of Warrants	As a % of total. No. of Warrants	As a % of total no. of shares of the company, assuming full conversion of warrants
Held by Promoter/Promoter group	0	0.00	0.00
Held by Public	0	0.00	0.00
Total-F	0	0.00	0.00
Total paid-up capital of the company, assuming full conversion of warrants and convertible securities	N.A		

...contd



Category code (I)	Category of shareholder (II)	Number of shareholders (III)	Total number of shares (IV)	Number of shares held in dematerialized form (V)	Total shareholding as a percentage of total number of shares		Shares pledged or otherwise encumbered	
					As a percentage of (A+B) ¹ (VI)	As a percentage of (A+B+C) (VII)	Number of shares (VIII)	As a percentage (IX) = (VIII)/(IV)*100
(A)	Shareholding of Promoter and Promoter Group²							
1	Indian							
(a)	Individuals / Hindu Undivided Family	8	2 11 72 646	2 11 72 646	0.88	0.65	0	0.00
(b)	Central Government / State Government(s)	0	0	0	0.00	0.00	0	0.00
(c)	Bodies Corporate	56	132 23 18 328	132 23 18 328	42.23	40.86	0	0.00
(d)	Financial Institutions / Banks	0	0	0	0.00	0.00	0	0.00
(e)	Any other (specify)							
(e-i)	Petroleum Trust (through Trustees for sole beneficiary- M/s Reliance Industrial Investments and Holdings Ltd.)	1	12 04 71 003	12 04 71 003	3.85	3.72	0	0.00
	Sub - Total (A) (1)	63	146 39 61 977	146 39 61 977	46.75	45.23	0	0.00
2	Foreign							
(a)	Individuals (Non-Resident Individuals / Foreign Individuals)	0	0	0	0.00	0.00	0	0.00
(b)	Bodies Corporate	0	0	0	0.00	0.00	0	0.00
(c)	Institutions	0	0	0	0.00	0.00	0	0.00
(d)	Qualified Foreign Investor	0	0	0	0.00	0.00	0	0.00
(e)	Any other (specify)							
	Sub - Total (A) (2)	0	0	0	0.00	0.00	0	0.00
	Total Shareholding of Promoter and Promoter Group (A) = (A)(1) + (A)(2)	63	146 39 61 977	146 39 61 977	46.75	45.23	0	0.00
(B)	Public Shareholding³							
1	Institutions							
(a)	Mutual Funds / UTI	485	7 97 83 300	7 91 21 248	2.55	2.47		
(b)	Financial Institutions / Banks	340	35 32 521	33 15 537	0.11	0.11		
(c)	Central Government / State Government(s)	98	39 15 939	23 04 718	0.13	0.12		
(d)	Venture Capital Funds	0	0	0	0.00	0.00		
(e)	Insurance Companies	51	32 11 34 578	32 11 28 730	10.26	9.92		
(f)	Foreign Institutional Investors	1 082	61 78 03 494	61 75 72 467	19.73	19.09		
(g)	Foreign Venture Capital Investors	0	0	0	0.00	0.00		
(h)	Qualified Foreign Investor	0	0	0	0.00	0.00		
(i)	Any other (specify)							
	Sub - Total (B) (1)	2 056	102 61 69 832	102 34 42 700	32.77	31.71	N.A	N.A
B 2	Non-Institutions							
(a)	Bodies Corporate	9 987	10 46 61 954	10 32 51 605	3.34	3.23		
(b)	Individuals							
i	Individual shareholders holding nominal share capital up to Rs. 1 lakh	26 84 184	30 48 18 238	24 42 92 754	9.73	9.42		
ii	Individual shareholders holding nominal share capital in excess of Rs. 1 lakh	950	2 67 57 452	2 61 71 730	0.85	0.83		
(c)	Qualified Foreign Investor	0	0	0	0.00	0.00		
(d)	Any other (specify)							
(d-i)	NRIs/OCBs	33 233	1 97 79 908	1 50 86 737	0.63	0.61		
(d-ii)	Clearing Member	576	27 16 621	27 16 621	0.09	0.08		
(d-iii)	Shares held by Subsidiary Companies on which no voting rights are exercisable ⁴	8	17 18 83 624	17 18 83 624	5.49	5.31		
(d-iv)	Unclaimed Shares Suspense Account-Clause 5A.ii ⁵	1	61 24 751	61 24 751	0.20	0.19		
(d-v)	Trusts	237	45 73 905	45 50 675	0.15	0.14		
(d-vi)	Pending Confirmation	0	0	0	0.00	0.00		
	Sub - Total (B) (2)	27 29 176	64 13 16 453	57 40 78 497	20.48	19.82	N.A	N.A
(B)	Total Public Shareholding (B) = (B)(1) + (B)(2)	27 31 232	166 74 86 285	159 75 21 197	53.25	51.52	N.A	N.A
	TOTAL (A) + (B)	27 31 295	313 14 48 262	308 14 83 174	100.00	98.76	0	0.00
(C)	Shares held by Custodians and against which Depository Receipts have been Issued							
1	Promoter and Promoter Group	0	0	0	N.A	0.00	N.A	N.A
2	Public	1	10 49 90 986	10 49 73 286	N.A	3.24	N.A	N.A
	Sub - Total (C)	1	10 49 90 986	10 49 73 286	N.A	3.24	N.A	N.A
	GRAND TOTAL (A) + (B) + (C)⁶	27 31 295	323 64 39 248	316 64 56 460		100.00	0	0.00

¹For determining public shareholding for the purpose of Clause 40A

²For definitions of "Promoter" and "Promoter Group" refer to Clause 40A

³For definition of "Public Shareholding", refer to Clause 40A

⁴Voting Rights of Promoter & Promoter Group aggregate to 47.77% of the Company's Capital on which voting rights can be exercised.

⁵includes 415 equity shares of Rs.10 each on which calls are in arrears to be paid by the shareholders who are not Promoters.

⁶The voting rights on these shares shall remain frozen till the rightful owner claims the shares. [Refer to Clause 5A(ii)(d)]




(i)(b) Statement showing holding of securities (including shares, warrants, convertible securities) of persons belonging to the category "Promoter and Promoter Group"

Sr. No.	Name of the shareholder	Details of shares held		Encumbered Shares (*)			Details of warrants		Details of convertible securities		Total shares (including underlying shares assuming full conversion of warrants and convertible securities) as a % of diluted share capital
		Number of Shares held	As a % of grand total (A)+(B)+(C)	Number	As as percentage	As a % of grand total (A)+(B)+(C) of sub-clause (i)(a)	Number of warrants held	As a % of total number of warrants of the same class	Number of convertible securities held	As a % of total number of convertible securities of the same class	
(i)	(ii)	(iii)	(iv)	(v)	(vi)=(v)/iii*100	(vii)	(viii)	(ix)	(x)	(xi)	(xii)
1	Kankhal Trading LLP	14 84 90 952	4.59	0	0.00	0.00	0	0.00	0	0.00	4.59
2	Bhuvanesh Enterprises LLP	13 46 16 811	4.16	0	0.00	0.00	0	0.00	0	0.00	4.16
3	Ajitesh Enterprises LLP	12 70 41 799	3.93	0	0.00	0.00	0	0.00	0	0.00	3.93
4	Badri Commercials LLP	12 70 41 799	3.93	0	0.00	0.00	0	0.00	0	0.00	3.93
5	Abhayprada Enterprises LLP	12 45 14 168	3.85	0	0.00	0.00	0	0.00	0	0.00	3.85
6	Trilokesh Commercials LLP	12 45 13 168	3.85	0	0.00	0.00	0	0.00	0	0.00	3.85
7	Petroleum Trust (through Trustees for sole beneficiary-M/s Reliance Industrial Investments and Holdings Ltd.)	12 04 71 003	3.72	0	0.00	0.00	0	0.00	0	0.00	3.72
8	Farm Enterprises Limited	11 89 78 113	3.68	0	0.00	0.00	0	0.00	0	0.00	3.68
9	Taran Enterprises LLP	10 83 73 069	3.29	0	0.00	0.00	0	0.00	0	0.00	3.29
10	Pitambar Enterprises LLP	10 49 00 079	3.24	0	0.00	0.00	0	0.00	0	0.00	3.24
11	Adishesh Enterprises LLP	8 10 99 093	2.51	0	0.00	0.00	0	0.00	0	0.00	2.51
12	Rishikesh Enterprises LLP	8 04 09 418	1.87	0	0.00	0.00	0	0.00	0	0.00	1.87
13	Pavana Enterprises LLP	3 58 73 400	1.10	0	0.00	0.00	0	0.00	0	0.00	1.10
14	Smt.K D Ambani	73 31 074	0.23	0	0.00	0.00	0	0.00	0	0.00	0.23
15	Shreeji Comtrade LLP	66 77 500	0.21	0	0.00	0.00	0	0.00	0	0.00	0.21
16	Shrikrishna Tradecom LLP	66 77 500	0.21	0	0.00	0.00	0	0.00	0	0.00	0.21
17	Kamalkar Enterprises LLP	63 70 016	0.20	0	0.00	0.00	0	0.00	0	0.00	0.20
18	Nagabhane Agrofarms Private Limited	56 00 000	0.17	0	0.00	0.00	0	0.00	0	0.00	0.17
19	Shri.M D Ambani	38 15 846	0.11	0	0.00	0.00	0	0.00	0	0.00	0.11
20	Smt.Nita Ambani	33 98 146	0.10	0	0.00	0.00	0	0.00	0	0.00	0.10
21	Ms. Isha M Ambani	33 64 390	0.10	0	0.00	0.00	0	0.00	0	0.00	0.10
22	Master Akash M Ambani	33 63 190	0.10	0	0.00	0.00	0	0.00	0	0.00	0.10
23	Reliance Welfare Association	25 05 468	0.08	0	0.00	0.00	0	0.00	0	0.00	0.08
24	Narahari Enterprises LLP	6 18 840	0.02	0	0.00	0.00	0	0.00	0	0.00	0.02
25	Reliance Industrial Infrastructure Limited	1 72 000	0.01	0	0.00	0.00	0	0.00	0	0.00	0.01
26	Master Anant M Ambani	1 00 000	0.00	0	0.00	0.00	0	0.00	0	0.00	0.00
27	Saunhya Finance and Leasing Company Private Limited	21 200	0.00	0	0.00	0.00	0	0.00	0	0.00	0.00
28	Exotic Investments and Trading Company Pvt Ltd	12 888	0.00	0	0.00	0.00	0	0.00	0	0.00	0.00
29	Carat Holdings and Trading Co Pvt Ltd	5 100	0.00	0	0.00	0.00	0	0.00	0	0.00	0.00
30	Ekansa Enterprise Private Limited	2 550	0.00	0	0.00	0.00	0	0.00	0	0.00	0.00
31	Amudha Venture Capital Private Limited	900	0.00	0	0.00	0.00	0	0.00	0	0.00	0.00
32	Neutron Enterprises Private Limited	861	0.00	0	0.00	0.00	0	0.00	0	0.00	0.00
33	Futura Commercials Private Limited	845	0.00	0	0.00	0.00	0	0.00	0	0.00	0.00
34	Relcom Venture Capital Private Limited	600	0.00	0	0.00	0.00	0	0.00	0	0.00	0.00
35	Deocan Finvest Private Limited	300	0.00	0	0.00	0.00	0	0.00	0	0.00	0.00
36	Reliance Consultancy Services Private Limited	200	0.00	0	0.00	0.00	0	0.00	0	0.00	0.00
37	Chakradev Enterprises LLP	100	0.00	0	0.00	0.00	0	0.00	0	0.00	0.00
38	Chakradhar Commercials LLP	100	0.00	0	0.00	0.00	0	0.00	0	0.00	0.00
39	Chakresh Enterprises LLP	100	0.00	0	0.00	0.00	0	0.00	0	0.00	0.00
40	Chhatrabhui Enterprises LLP	100	0.00	0	0.00	0.00	0	0.00	0	0.00	0.00
41	Devarshi Commercials LLP	100	0.00	0	0.00	0.00	0	0.00	0	0.00	0.00
42	Harinarayan Enterprises LLP	100	0.00	0	0.00	0.00	0	0.00	0	0.00	0.00
43	Janardan Commercials LLP	100	0.00	0	0.00	0.00	0	0.00	0	0.00	0.00
44	Karuna Commercials LLP	100	0.00	0	0.00	0.00	0	0.00	0	0.00	0.00
45	Samrajit Enterprises LLP	100	0.00	0	0.00	0.00	0	0.00	0	0.00	0.00
46	Shripal Enterprises LLP	100	0.00	0	0.00	0.00	0	0.00	0	0.00	0.00
47	Srichakra Commercials LLP	100	0.00	0	0.00	0.00	0	0.00	0	0.00	0.00
48	Svar Enterprises LLP	100	0.00	0	0.00	0.00	0	0.00	0	0.00	0.00
49	Synergy Synthetics Private Limited	100	0.00	0	0.00	0.00	0	0.00	0	0.00	0.00
50	Tattvam Enterprises LLP	100	0.00	0	0.00	0.00	0	0.00	0	0.00	0.00
51	Vasuprada Enterprises LLP	100	0.00	0	0.00	0.00	0	0.00	0	0.00	0.00
52	Vishatan Enterprises LLP	100	0.00	0	0.00	0.00	0	0.00	0	0.00	0.00
53	Anuprabha Commercials Private Limited	50	0.00	0	0.00	0.00	0	0.00	0	0.00	0.00
54	Elakshi Commercials Private Limited	50	0.00	0	0.00	0.00	0	0.00	0	0.00	0.00
55	Manukdyia Commercials Private Limited	50	0.00	0	0.00	0.00	0	0.00	0	0.00	0.00
56	Nirahankara Commercials Private Limited	50	0.00	0	0.00	0.00	0	0.00	0	0.00	0.00
57	Pinakin Commercials Private Limited	50	0.00	0	0.00	0.00	0	0.00	0	0.00	0.00
58	Vandhya Commercials Private Limited	50	0.00	0	0.00	0.00	0	0.00	0	0.00	0.00
59	Reliance Industries Holding Private Ltd**	0	0.00	0	0.00	0.00	0	0.00	0	0.00	0.00
60	Reliance Life Sciences Private Limited**	0	0.00	0	0.00	0.00	0	0.00	0	0.00	0.00
61	Reliance Ports and Terminals Limited**	0	0.00	0	0.00	0.00	0	0.00	0	0.00	0.00
62	Reliance Utilities and Power Private Limited**	0	0.00	0	0.00	0.00	0	0.00	0	0.00	0.00
63	Reliance Utilities Private Limited**	0	0.00	0	0.00	0.00	0	0.00	0	0.00	0.00
	TOTAL	146 39 61 977	45.23	0	0.00	0.00	0	0.00	0	0.00	45.23


(*) The term "encumbrance" has the same meaning as assigned to it in regulation 28(3) of the SAST Regulations, 2011

** As per disclosure ufr 30(2) of the SAST Regulations, 2011, furnished by the promoters




(i)(c)(i) Statement showing holding of securities (including shares, warrants, convertible securities) of persons belonging to the category "Public" and holding more than 1% of the total number of shares

Sr. No	Name of the shareholder	Number of shares held	Shares as a percentage of total number of shares (i.e., Grand Total (A)+(B)+(C) indicated in statement at para(i)(a) above)	Details of warrants		Details of convertible securities		Total shares (including underlying shares assuming full conversion of warrants and convertible securities) as a % of diluted share capital
				Number of warrants held	As a % of total number of warrants of the same class	Number of convertible securities held	% w.r.t total number of convertible securities of the same class	
1	Life Insurance Corporation of India	29 47 73 285	9.11	0	0.00	0	0.00	9.11
2	Abu Dhabi Investment Authority	3 86 93 022	1.20	0	0.00	0	0.00	1.20
	TOTAL	33 34 66 307	10.30	0	0.00	0	0.00	10.30
Statement showing holding of securities (including shares, warrants, convertible securities) by subsidiary companies holding more than 1% of the total number of shares on which no voting rights are exercisable								
1	Reliance Chemicals Limited	6 22 39 998	1.92	0	0.00	0	0.00	1.92
2	Reliance Polytetfins Limitec	6 11 94 924	1.89	0	0.00	0	0.00	1.89
	TOTAL	12 34 34 922	3.81	0	0.00	0	0.00	3.81



(1)(c)(ii) Statement showing holding of securities (including shares, warrants, convertible securities) of persons (together with PAC) belonging to the category "Public" and holding more than 5% of the total number of shares of the company

Sr. No.	Name(s) of the shareholder(s) and the Persons Acting in Concert (PAC) with them	Number of shares	Share as a percentage of total number of shares (i.e., Grand Total (A)+(B)+(C) indicated in statement at para (1)(a) above)	Details of warrants		Details of convertible securities		Total shares (including underlying shares assuming full conversion of warrants and convertible securities) as a % of diluted share capital
				Number of warrants held	As a % of total number of warrants of the same class	Number of convertible securities held	% w.r.t total number of convertible securities of the same class	
1	Life Insurance Corporation of India	29 47 73 285	9.11	0	0.00	0	0.00	9.11
	TOTAL	29 47 73 285	9.11	0	0.00	0	0.00	9.11



(l)(d) Statement showing details of locked -in shares

Sr No	Name of the shareholder	Number of locked- in shares	Locked-in shares as a percentage of total number of shares(i.e., Grand Total (A)+(B)+(C) indicated in statement at para(l)(a) above)	Promoter / Promoter Group / Public
	N.A	Nil	Nil	N.A



(II)(a) Statement showing details of Depository Receipts (DRs)

Sr No	Type of outstanding DR (ADRs,GDRs, SDRs,etc.)	Number of outstanding DRs	Number of shares underlying outstanding DRs	Shares underlying outstanding DRs as a percentage of total number of shares(i.e.,Grand Total (A)+(B)+(C) indicated in statement at para(I)(a) above)
1	GDR	52495493	104990986	3.24
	TOTAL	52495493	104990986	3.24



(II)(b) Statement showing holding of Depository Receipts (DRs), where underlying shares held by "Promoter/Promoter group" are in excess of 1% of the total number of shares

Sr No	Name of the DR Holder	Type of outstanding DR (ADRs,GDRs, SDRs,etc.)	Number of shares underlying outstanding DRs	Shares underlying outstanding DRs as a percentage of total number of shares(i.e.,Grand Total (A)+(B)+(C) indicated in statement at para(I)(a) above}
	N.A	N.A	Nil	Nil

