

Introductory sub-table (I)(a)

Name of the Company: DELTA Corp Ltd.

Scrp Code, Name of the scrip, class of security: NSE CODE : DELTACORP, BSE CODE :532848, Class: Equity Shares


Week ended: 30.06.2015

Partly paid-up shares:-	No. of partly paid-up shares	As a % of total no. of partly paid-up shares	As a % of total no. of shares of the company
Held by promoter/promoter group	0	0	0
Held by public	0	0	0
Total - D	0	0	0

Outstanding convertible securities:-	No. of outstanding securities	As a % of total no. of outstanding convertible securities	As a % of total no. of shares of the company, assuming full conversion of the convertible securities
Held by promoter/promoter group	0	0	0
Held by public	0	0	0
Total - E	0	0	0

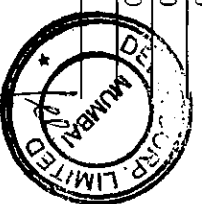
Warrants:-	No. of warrants	As a % of total no. of warrants	As a % of total no. of shares of the company, assuming full conversion of warrants
Held by promoter/promoter group	0	0	0
Held by public	0	0	0
Total - F	0	0	0

Total paid-up capital of the company, assuming full conversion of warrants and convertible securities 230664104

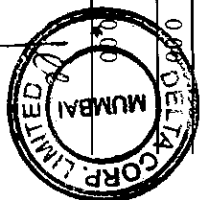


Statement Showing Shareholding Pattern - 30.06.2015

Cateqory	Category of Shareholder	Number of Shareholders	Table (I)(a)		Total shareholding as a percentage of total number of shares		Shares Pledged or otherwise encumbered	As a percentage
			Total number of shares	Number of shares held in dematerialized form	As a percentage of (A+B) ¹	As a percentage of (A+B+C)		
(D)	(II)	(III)	(IV)	(V)	(VI)	(VII)	(VIII)	(IX)
(A)	Shareholding of Promoter and Promoter							
1	Indian							
(a)	Individuals/ Hindu Undivided Family	8	365330	365330	0.16	0.16	0	0.00
(b)	Central Government/ State Government(s)							
(c)	Bodies Corporate	2	622240	622240	0.27	0.27	0	0.00
(d)	Financial Institutions/ Banks							
(e)	Any Others (Specify)							
(e-i)	Trusts	3	93640021	93640021	40.59	40.59	10000000	10.68
(e-ii)								
	Sub Total(A)(I)	13	94627591	94627591	41.02	41.02	10000000	10.57
2	Foreign							
a	Individuals (Non-Residents Individuals/ Foreign Individuals)	0	0	0	0.00	0.00	0	0.00
b	Bodies Corporate	0	0	0	0.00	0.00	0	0.00
c	Institutions	0	0	0	0.00	0.00	0	0.00
d	Qualified Foreign Investor	0	0	0	0.00	0.00	0	0.00
e	Any Others (Specify)	0	0	0	0.00	0.00	0	0.00
e-i								
e-ii								



	Sub Total(A)(2)	0	0	0	0.00	0.00	0	0.00
	Total Shareholding of Promoter and	13	94627591	94627591	41.02	41.02	10000000	10.57
(B)	Public shareholding							
1	Institutions							
(a)	Mutual Funds/ UTI	1	2026	2026	0.00	0.00	0	0.00
(b)	Financial Institutions / Banks	4	742802	742802	0.32	0.32	0	0.00
(c)	Central Government/ State Government(s)	0	0	0	0.00	0.00	0	0.00
(d)	Venture Capital Funds	0	0	0	0.00	0.00	0	0.00
(e)	Insurance Companies	0	0	0	0.00	0.00	0	0.00
(f)	Foreign Institutional Investors	34	33460461	33460461	14.51	14.51	0	0.00
(g)	Foreign Venture Capital Investors	0	0	0	0.00	0.00	0	0.00
(h)	Qualified Foreign Investor	0	0	0	0.00	0.00	0	0.00
(i)	Any Other (specify)	0	0	0	0.00	0.00	0	0.00
(i-ii)								
	Sub-Total (B)(1)	39	34205289	34205289	14.83	14.83	0	0.00
B 2	Non-institutions							
(a)	Bodies Corporate	1307	21653385	21653385	9.39	9.39	0	0.00
(b)	Individuals							
	Individuals -i. Individual shareholders holding nominal share capital up to Rs. 1 lakh	66211	42094920	37973280	18.25	18.25	0	0.00
II	ii. Individual shareholders holding nominal share capital in excess of Rs. 1 lakh.	44	35156643	35156643	15.24	15.24	0	0.00
(c)	Any Other (specify)	0						
(c-i)	NRIs	549	2522136	2507276	1.09	1.09	0	0.00
(c-ii)	Clearing Member	109	404140	404140	0.18	0.18	0	0.00



	Sub-Total (B)(2)	68220	101831224	97666734	44.15	44.15	0	0.00	
(B)	Total Public Shareholding (B)= (B)(1)+(B)(2)	68259	136036513	131872023	58.98	58.98	0	0.00	
	TOTAL (A)+(B)	68272	230664104	226499614	100.00	100.00	0	0.00	
(C)	Shares held by Custodians and against which Depository Receipts have been issued								
1	Promoter and Promoter Group					0.00	0	0.00	
2	Public					0.00	0	0	
	Sub-Total (C)	0	0	0		0	0	0	
	GRAND TOTAL (A)+(B)+(C)	68272	230664104	226499614		100.00	100000000	4.34	



(1)(b) Statement showing holding of securities (including shares, warrants, convertible securities) of persons belonging to the category "Promoter and Promoter Group"

Sr. No.	Name of the shareholder	Details of Shares held			Encumbered shares (*)			Details of warrants			Details of convertible securities		Total shares (including underlying shares assuming full conversion of warrants and convertible securities) as a % of diluted share capital
		Number of shares held	As a % of grand total (A)+(B)+(C)	No.	As a percentage (V)=(VI)/(III)*100	As a % of grand total (A)+(B)+(C) of sub-clause (D)(a)	Number of warrants held	As a % of total number of warrants of the same class	Number of convertible securities held	As a % of total number of convertible securities of the same class			
(i)	(ii)	(iii)	(iv)	(v)	(vi)=(v)/(iii)*100	(vii)	(viii)	(ix)	(x)	(xi)	(xii)		
1	Jaydev Mukund Mody	200	0.00	0	0.00	0.00	0	0	0	0	0		
2	Ambika Singhania -Kohari	118,423	0.05	0	0.00	0.00	0	0	0	0	0		
3	Gopika Singhania	109,663	0.05	0	0.00	0.00	0	0	0	0	0		
4	Urvi Pramila A	15,000	0.01	0	0.00	0.00	0	0	0	0	0		
5	Kalpna Singhania	122,044	0.05	0	0.00	0.00	0	0	0	0	0		
	Sub Total (A)(X)(a)	365,330	0.16	-	-	-	-	-	-	-	-		
6	Highland Resorts LLP	252,120	0.11	0	0.00	0.00	0	0	0	0	0		
7	Onestar Mercantile Co.Pvt.Ltd	370,120	0.16	0	0.00	0.00	0	0	0	0	0		
	Sub Total (A)(X)(e)	622,240	0.27	-	-	-	-	-	-	-	-		
8	*Aryanish Finance and Investments Private Limited	31,213,340	13.53	5000000	16.02	2.17	0	0	0	0	0		
9	*Bayside Property Developers Private Limited	31,213,340	13.53	0	0.00	0.00	0	0	0	0	0		
10	*Delta Real Estate Consultancy Private Limited	31,213,341	13.53	5000000	16.02	2.17	0	0	0	0	0		
	Sub Total (A)(X)(e-i)	93,640,021	40.59	10,000,000	32.04	4.34	-	-	-	-	-		
	TOTAL	94,627,591	41.02	10000000	10.57	4.34	0	0	0	0	0		


(*) The term "encumbrance" has the same meaning as assigned to it in regulation 28(3) of the SAST Regulations, 2011

Note:- * Aryanish Finance and Investments Private Limited, Bayside Property Developers Private Limited and Delta Real Estate Consultancy Private Limited are holding Equity shares in the capacity of trustees for Aarti J Mody Trust, Aditi J Mody Trust and Anjali J. Mody Trust respectively.



(D)(c)(i) Statement showing holding of securities (including shares, warrants, convertible securities) of persons belonging to the category "Public" and holding more than 1% of the total number of shares

Sr. No.	Name of the shareholder	Number of shares held	Shares as a percentage of total number of shares {i.e., Grand Total (A)+(B)+(C) indicated in Statement at para (1)(a) above}	Details of warrants		Details of convertible securities		Total shares (including underlying shares assuming full conversion of warrants and convertible securities) as a % of diluted share capital
				Number of warrants held	As a % total number of warrants of the same class	Number of convertible securities held	% w.r.t total number of convertible securities of the same class	
1	Jhunjhunwala Rekha Rakesh	7,500,000	3.25	0	0	0	0	0
2	Viral Anmol Parkh	2,430,000	1.06	0	0	0	0	0
3	Jhunjhunwala Rakesh Radeshyam	10,500,000	4.55	0	0	0	0	0
4	ROUTE ONE INVESTMENT COMPANY, L.P. A/C ROUTE ONE FUND I, L.P.	7,560,642	3.28	0	0	0	0	0
5	ROUTE ONE INVESTMENT COMPANY, L.P. A/C ROUTE ONE OFFSHORE MASTER FUND I, L.P.	7,421,164	3.22	0	0	0	0	0
6	SWISS FINANCE CORPORATION (MAURITIUS) LIMITED	9,098,328	3.94	0	0	0	0	0
TOTAL		44,530,134	19.31	-	-	-	-	-



(1)(c)(ii) Statement showing holding of securities (including shares, warrants, convertible securities) of persons (together with PAC) belonging to the category "Public" and holding more than 5% of the total number of shares of the company

Sr. No.	Name(s) of the shareholder(s) and the Persons Acting in Concert (PAC) with them	Number of shares	Shares as a percentage of total number of shares {i.e., Grand Total (A)+(B)+(C) indicated in Statement at para (D)(a) above}	Details of warrants		Details of convertible securities		Total shares (including underlying shares assuming full conversion of warrants and convertible securities) as a % of diluted share capital
				Number of warrants	As a % total number of warrants of the same class	Number of convertible securities held	% w.r.t total number of convertible securities of the same class	
*1	Jhunjhunwala Rekha Rakesh	7,500,000	3.25	0	0	0	0	0
*2	Jhunjhunwala Rakesh Radheshyam	10,500,000	4.55	0	0	0	0	0
TOTAL		18,000,000	7.80	0	0	0	0	0

* Mr. Rakesh Radheshyam Jhunjhunwala & Mrs. Rekha Rakesh Jhunjhunwala are PAC



(1)(d) Statement showing details of locked-in shares

Sr. No.	Name of the shareholder	Promoter/Non Promoter	Number of locked-in shares	Locked-in shares as a percentage of total number of shares {i.e., Grand Total (A)+(B)+(C) indicated in Statement at para (1)(a) above}
				0.00
				0.00
				0.00
TOTAL			0	0.00



(II)(a) Statement showing details of Depository Receipts (DRs)

Sr. No.	Type of outstanding DR (ADRs, GDRs, SDRs, etc.)	Number of outstanding DRs	Number of shares underlying outstanding DRs	Shares underlying outstanding DRs as a percentage of total number of shares {i.e., Grand Total (A)+(B)+(C) indicated in Statement at para (I)(a) above}
1				0.00
2				0.00
3				0.00
4				0.00
5				0.00
6				0.00
7				0.00
8				0.00
9				0.00
TOTAL		0	0	0.00



(II)(b) Statement showing holding of Depository Receipts (DRs), where underlying shares held by "promoter/promoter group" are in excess of 1% of the total number of shares

Sr. No.	Name of the DR Holder	Type of outstanding DR (ADRs, GDRs, SDRs, etc.)	Number of shares underlying outstanding DRs	Shares underlying outstanding DRs as a percentage of total number of shares (i.e., Grand Total (A)+(B)+(C) indicated in Statement at para (I)(a) above)
1				0.00
2				0.00
3				0.00
4				0.00
5				0.00
6				0.00
7				0.00
8				0.00
9				0.00
TOTAL			0	0.00

