

14th July, 2015

The Secretary
Bombay Stock Exchange Ltd.
25th Floor, Phiroz Jeejeebhoy Tower
Dalal Street
Mumbai - 400001

Name of the Company: KOHINOOR FOODS LIMITED			
Scrip Code, Name of the scrip, class of security: KOHINOOR			
Quarter ended: 30th June, 2015			
Partly paid-up shares:-	No. of partly paid-up shares	As a % of total no. of partly paid-up shares	As a % of total no. of shares of the company
Held by promoter/promoter group	0	0	0
Held by public	0	0	0
Total	0	0	0
Outstanding convertible securities:-	No. of outstanding securities	As a % of total no. of outstanding convertible securities	As a % of total no. of shares of the company, assuming full conversion of the convertible securities
Held by promoter/promoter group	0	0	0
Held by public	0	0	0
Total	0	0	0
Warrants:-	No. of warrants	As a % of total no. of warrants	As a % of total no. of shares of the company, assuming full conversion of warrants
Held by promoter/promoter group	0	0	0
Held by public	0	0	0
Total	0	0	0
Total paid-up capital of the company, assuming full conversion of warrants and convertible securities	35241530		




Corp. Off. & Correspondence Add.: Pinnacle Business Tower, 10th Floor, Surajkund, Faridabad-121001, Haryana, Delhi-NCR (India)
Phone: +91-129-424-2222, Fax: +91-129-424-2233, E-mail: info@kohinoorfoods.in, Website: www.kohinoorfoods.in

Corporate Identity No. LS2110DL1989PLC037097
Regd. Office: 201, Vipps Centre, Masjid Moth, Greater Kailash-II, New Delhi-110048 (India), Ph.: 011-29220330


Statement Showing Shareholding Pattern

Table I(a)

Category code	Category of Shareholder	Number of Shareholders	Total number of shares	Number of shares held in dematerialized form	Total shareholding as a percentage of total number of shares		Number of shares	As a percentage
					As a percentage of (A+B) ¹	As a percentage of (A+B+C)		
(I)	(II)	(III)	(IV)	(V)	(VI)	(VII)	(VIII)	(IX) = (VIII)/(IV)*100
(A)	Shareholding of Promoter and Promoter							
1	Indian							
(a)	Individuals/ Hindu Undivided Family							
(b)	Central Government/ State Government(s)	7	18291140	18291140	51.90	51.90	0	0.00
(c)	Bodies Corporate	0	0	0	0.00	0.00	0	0.00
(d)	Financial Institutions/ Banks	0	0	0	0.00	0.00	0	0.00
(e)	Any Others(Specify)	0	0	0	0.00	0.00	0	0.00
	Sub Total(A)(I)	7	18291140	18291140	51.90	51.90	0	0.00
2	Foreign							
a	Individuals (Non-Residents Individuals/ Foreign Individuals)	0	0	0	0.00	0.00	0	0.00
b	Bodies Corporate	0	0	0	0.00	0.00	0	0.00
c	Institutions	0	0	0	0.00	0.00	0	0.00
d	Qualified Foreign Investor	0	0	0	0.00	0.00	0	0.00
e	Any Others(Specify)	0	0	0	0.00	0.00	0	0.00



	Sub Total(A)(2)	0	0	0	0	0.00	0.00	0	0.00
	Total Shareholding of Promoter and Promoter Group (A)=(A)(1)+(A)(2)	7	18291140	18291140	51.90	51.90	0	0.00	
	Public shareholding								
(B)	I Institutions								
(a)	Mutual Funds/ UFI	0	0	0	0.00	0.00	0	0.00	
(b)	Financial Institutions/ Banks	5	142835	142835	0.41	0.41	0	0.00	
(c)	Central Government/ State Government(s)	0	0	0	0.00	0.00	0	0.00	
(d)	Venture Capital Funds	0	0	0	0.00	0.00	0	0.00	
(e)	Insurance Companies	0	0	0	0.00	0.00	0	0.00	
(f)	Foreign Institutional Investors	0	0	0	0.00	0.00	0	0.00	
(g)	Foreign Venture Capital Investors	0	0	0	0.00	0.00	0	0.00	
(h)	Qualified Foreign Investor	0	0	0	0.00	0.00	0	0.00	
(i)	Any Other (specify)	0	0	0	0.00	0.00	0	0.00	
	Sub-Total (B)(1)	5	142835	142835	0.41	0.41	0	0.00	
	B 2 Non-institutions								
(a)	Bodies Corporate	414	3166997	3132521	8.99	8.99	0	0.00	
(b)	Individuals				0.00	0.00	0	0.00	
	Individuals - i. Individual shareholders holding nominal share capital up to Rs 1 lakh	31571	4515753	4083770	12.81	12.81	0	0.00	
II	ii. Individual shareholders holding nominal share capital in excess of Rs. 1 lakh	50	1573671	1557471	4.47	4.47	0	0.00	
(c)	NRI (REPT & NON-REPT)	149	167777	167777	0.48	0.48	0	0.00	
(c-i)	Clearing House/Public Trust	0	0	0	0.00	0.00	0	0.00	
(c-ii)	Corporate Bodies - OCB	1	7048306	7048306	20.00	20.00	0	0.00	
(c-iii)	Intermediary/Other Depository A/c	0	0	0	0.00	0.00	0	0.00	
(c-iv)	Hindu Undivided Family	390	300420	300420	0.85	0.85	0	0.00	
(c-v)	Clearing Members	38	24631	24631	0.07	0.07	0	0.00	
(c-vi)	Qualified Foreign Investor -Individual	0	0	0	0.00	0.00	0	0.00	
(c-vii)	Qualified Foreign Investor -Corporate	1	10000	10000	0.03	0.03	0	0.00	
	Sub-Total (B)(2)	32614	16807555	16324896	47.69	47.69	0	0.00	
(B)	Total Public Shareholding (B)=(B)(1)+(B)(2)	32619	16950390	16467731	48.10	48.10	0	0.00	



	TOTAL (A)+(B)	32630	35241530	34758871	100.00	100.00			
(C)	Shares held by Custodians and against which Depository Receipts have been issued	0	0	0	0.00	0.00	0	0	0
1	Promoter and Promoter Group	0	0	0	0	0.00	0	0	0.00
2	Public	0	0	0	0	0.00	0	0	0
	Sub-Total (C)	0	0	0	0	0	0	0	0
	GRAND TOTAL (A)+(B)+(C)	32630	35241530	34758871		100.00		0	0.00



(1)(b) Statement showing holding of securities (including shares, warrants, convertible securities) of persons belonging to the category "Promoter and Promoter Group"

Sr. No.	Name of the shareholder	Details of Shares held			Encumbered shares (*)			Details of warrants			Details of convertible securities			Total shares (including underlying shares assuming full conversion of warrants and convertible securities) as a % of diluted share capital
		Number of shares held	As a % of grand total (A)+(B)+(C)	No.	As a percentage	As a % of grand total (A)+(B)+(C) of sub-clause (I)(a)	Number of warrants held	As a % of total number of warrants of the same class	Number of convertible securities held	As a % of total number of convertible securities of the same class	(Xii)			
(i)	(ii)	(iii)	(iv)	(v)	(vi)=(v)/(iii)*100	(vii)	(viii)	(ix)	(x)	(xi)	(xii)			
1	GURNAM ARORA	6098889	17.31	0	0.00	0.00	0	0	0	0	17.31			
2	JUGAL KISHORE ARORA	6043484	17.15	0	0.00	0.00	0	0	0	0	17.15			
3	SATNAM ARORA	5378923	15.26	0	0.00	0.00	0	0	0	0	15.26			
4	RANI ARORA	746009	2.12	0	0.00	0.00	0	0	0	0	2.12			
5	NITIN AROAR	21000	0.60	0	0.00	0.00	0	0	0	0	0.60			
6	MADHU ARORA	1869	0.01	0	0.00	0.00	0	0	0	0	0.01			
7	MEENA RANI ARORA	966	0.00	0	0.00	0.00	0	0	0	0	0.00			
TOTAL		18291140	51.90	0	0.00	0.00	0	0	0	0	51.90			

(*) The term "encumbrance" has the same meaning as assigned to it in regulation 28(3) of the SAST Regulations, 2011



(1)(c)(i) Statement showing holding of securities (including shares, warrants, convertible securities) of persons belonging to the category "Public" and holding more than 1% of the total number of shares

Sr. No.	Name of the shareholder	Number of shares held	Shares as a percentage of total number of shares {i.e., Grand Total (A)+(B)+(C) indicated in Statement at para (D)(a) above}	Details of warrants		Details of convertible securities		Total shares (including underlying shares assuming full conversion of warrants and convertible securities) as a % of diluted share capital
				Number of warrants held	As a % of total number of warrants of the same class	Number of convertible securities held	% w.r.t total number of convertible securities of the same class	
1	AL DAHRA INTERNATIONAL INVESTMENTS LLC	7048306	20.00	0	0	0	0	20.00
2	TRANSWORLD FINVEST PRIVATE LIMITED	1079437	3.06	0	0	0	0	3.06
3	KOSANI FINANCE & INVESTMENTS PRIVATE LIMITED	656790	1.86	0	0	0	0	1.86
TOTAL		8784533	24.92	0	0	0	0	24.92



(1)(c)(ii) Statement showing holding of securities (including shares, warrants, convertible securities) of persons (together with PAC) belonging to the category "Public" and holding more than 5% of the total number of shares of the company

Sr. No.	Name(s) of the shareholder(s) and the Persons Acting in Concert (PAC) with them	Number of shares	Shares as a percentage of total number of shares {i.e., Grand Total (A)+(B)+(C) indicated in Statement at para (D)(a) above}	Details of warrants		Details of convertible securities		Total shares (including underlying shares assuming full conversion of warrants and convertible securities) as a % of diluted share capital
				Number of warrants	As a % total number of warrants of the same class	Number of convertible securities held	% w.r.t total number of convertible securities of the same class	
1	AL DAHRA INTERNATIONAL INVESTMENTS LLC	7048306	20.00	0	0	0	0	20.00
TOTAL		7048306	20.00	0	0	0	0	20.00



(d)


Statement showing details of locked-in shares - "Promoter and Promoter Group"

S.No.	Name of the Shareholder	Number of Shares locked-in shares*	Locked-in Shares as a percentage of total number of shares (i.e. Grand Total (A)+(B)+(C) indicated in Statement at para (1)(a) above)
1	N/A	NA	NA



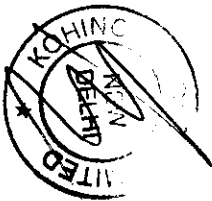
(II)(a) Statement showing details of Depository Receipts (DRs)

Sr. No.	Type of outstanding DR (ADRs, GDRs, SDRs, etc.)	Number of outstanding DRs	Number of shares underlying outstanding DRs	Shares underlying outstanding DRs as a percentage of total number of shares {i.e., Grand Total (A)+(B)+(C) indicated in Statement at para (1)(a) above}
1	N.A	N.A	N.A	0.00
TOTAL		0	0	0.00



(11)(b) Statement showing holding of Depository Receipts (DRs), where underlying shares held by "promoter/promoter group" are in excess of 1% of the total number of shares

Sr. No.	Name of the DR Holder	Type of outstanding DR (ADRs, GDRs, SDRs, etc.)	Number of shares underlying outstanding DRs
1	N.A	N.A	N.A
TOTAL			0



STATEMENT SHOWING DETAILS OF LOCKED - IN-SHARES

Sr. No.	Name of the Shareholder	Number of locked-in shares	Locked in Shares as a (%) percentage of total number of shares (i.e., Grand Total A+B+C indicated in statement at para (1)(a) above)	Promoter/ Promoter Group/ Public
	NIL	NIL	NIL	NIL

For Kohinoor Foods Ltd
(Signature)
 Rama Kant
 Company Secretary & GM(Legal)

