


Introductory sub-table (I)(a)

Name of the Company: TREND ELECTRONICS LIMITED			
Scrip Code, Name of the scrip, class of security: BSE-517228, Equity Shares			
Quarter Ended: 30th June, 2015			
Partly paid-up shares:-	No. of partly paid-up shares	As a % of total no. of partly paid-up shares	As a % of total no. of shares of the company
Held by promoter/promoter group	0	0	0.00
Held by public	0	0	0.00
Total - A	0	0	0.00
Outstanding convertible securities:-	No. of outstanding securities	As a % of total no. of outstanding convertible securities	As a % of total no. of shares of the company, assuming full conversion of the convertible securities
Held by promoter/promoter group	0	0	0.00
Held by public	0	0	0.00
Total - B	0	0	0.00
Warrants:-	No. of warrants	As a % of total no. of warrants	As a % of total no. of shares of the company, assuming full conversion of warrants
Held by promoter/promoter group	0	0	0.00
Held by public	0	0	0.00
Total - C	0	0	0.00
Total paid-up capital of the company, assuming full conversion of warrants and convertible securities	7,500,000		




Statement Showing Shareholding Pattern as on 30.06.2015 - TREND ELECTRONICS LIMITED

Category code	Category of Shareholder	Number of Shareholders	Table (U)(a)				Shares Pledged or otherwise encumbered	
			Total number of shares	Number of shares held in dematerialized form	Total shareholding as a percentage of total number of shares	Number of shares	As a percentage	
(I)	(ii)	(iii)	(iv)	(v)	(vi)	(vii)	(viii)	(ix) = (viii)/(iv)*100
(A)	Shareholding of Promoter and Promoter Group							
1	Indian							
(a)	Individuals/ Hindu Undivided Family	5	150	150	0.00	0	0.00	
(b)	Central Government/ State Government(s)	-	-	-	-	-	-	
(c)	Bodies Corporate	5	3,678,955	3,678,955	49.05	0	0.00	
(d)	Financial Institutions/ Banks	-	-	-	-	-	-	
(e)	Any Others (Specify)	-	-	-	-	-	-	
(e-i)								
(e-ii)								
	Sub Total(A)(1)	10	3,679,105	3,679,105	49.05	0	0.00	
2	Foreign							
(a)	Individuals (Non-Residents Individuals/ Foreign Individuals)	-	-	-	-	-	-	
(b)	Bodies Corporate	-	-	-	-	-	-	
(c)	Institutions	-	-	-	-	-	-	
(d)	Qualified Foreign Investor	-	-	-	-	-	-	
(h)	Any Other (Specify)							
(h-1)								
	Sub Total(A)(2)	0	0	0	0.00	0	0.00	
	Total Shareholding of Promoter and Promoter Group (A) = (A)(1)+(A)(2)	10	3,679,105	3,679,105	49.05	0	0.00	



(B)	Public Shareholding																	
1	Institutions																	
(a)	Mutual Funds/ UTI	1	2,400	0	0.03	0.03	0				0.03	0						0.00
(b)	Financial Institutions / Banks	8	1,575	75	0.02	0.02	0				0.02	0						0.00
(c)	Central Government/ State Government/(s)	-	-	-	-	-	-				-	-						-
(d)	Venture Capital Funds	-	-	-	-	-	-				-	-						-
(e)	Insurance Companies	-	-	-	-	-	-				-	-						-
(f)	Foreign Institutional Investors	1	367,500	367,500	4.90	4.90	0				4.90	0						0.00
(g)	Foreign Venture Capital Investors	-	-	-	-	-	-				-	-						-
(h)	Qualified Foreign Investor	-	-	-	-	-	-				-	-						-
(i)	Any Other (Specify)	-	-	-	-	-	-				-	-						-
(i-1)		-	-	-	-	-	-				-	-						-
	Sub-Total (B)(1)	10	371,475	367,575	4.95	4.95	0				4.95	0						0
2	Non-institutions																	
(a)	Bodies Corporate	150	469,766	450,241	6.26	6.26	0				6.26	0						0
(b)	Individuals																	
	i. Individual shareholders holding nominal share capital up to Rs 1 lakh	16,633	1,883,248	1,101,648	25.11	25.11	0				25.11	0						0
	ii. Individual shareholders holding nominal share capital in excess of Rs. 1 lakh.	31	943,612	887,512	12.58	12.58	0				12.58	0						0
(c)	Qualified Foreign Investor	-	-	-	-	-	-				-	-						-
(d)	Any Other (specify)	-	-	-	-	-	-				-	-						-
(d-1)	Non Resident Individuals	812	152,794	37,344	2.04	2.04	0				2.04	0						0
(d-2)	Trust & Foundations	-	-	-	-	-	-				-	-						-
	Sub-Total (B)(2)	17,626	3,449,420	2,476,745	45.99	45.99	0				45.99	0						0
	Total Public Shareholding (B) = (B)(1)+(B)(2)	17,636	3,820,895	2,844,320	50.95	50.95	0				50.95	0						0
	TOTAL (A)+(B)	17,646	7,500,000	6,523,425	100.00	100.00	0				100.00	0						0
(C)	Shares held by Custodians and against which Depository Receipts have been issued																	
1	Promoter and Promoter Group	-	-	-	-	-	-				-	-						-
2	Public	-	-	-	-	-	-				-	-						-
	Sub-Total (C)																	
	GRAND TOTAL (A)+(B)+(C)	17,646	7,500,000	6,523,425	100.00	100.00	0				100.00	0						0.00



Notes:

Sr. No.	
1	Nil
2	
3	
4	
5	
6	



(f)(b) Statement showing holding of securities (including shares, warrants, convertible securities) of persons belonging to the category "Promoter and Promoter Group."

Sl. No.	Name of the shareholder	Details of Shares held			Encumbered shares			Details of warrants			Details of convertible securities		Total shares (including underlying shares assuming full conversion of warrants and convertible securities) as a % of diluted share capital
		Number of shares held	As a % of grand total (A)+(B)+(C)	No.	As a percentage	As a % of grand total (A)+(B)+(C) of sub-clause (I)(a)	Number of warrants held	As a % total number of warrants of the same class	Number of convertible securities held	As a % total number of convertible securities of the same class	(XII)		
(I)	(II)	(III)	(IV)	(V)	(VI)=(V)/(III)*100	(VII)	(VIII)	(IX)	(X)	(XI)	(XII)		
	INDIVIDUALS/HINDU UNDIVIDED FAMILY												
1	V N DHOOT	110	0.00	-	0.00	0.00	0	0	0	0	0.00		
2	P N DHOOT	10	0.00	-	0.00	0.00	0	0	0	0	0.00		
3	R N DHOOT	10	0.00	-	0.00	0.00	0	0	0	0	0.00		
4	K N DHOOT	10	0.00	-	0.00	0.00	0	0	0	0	0.00		
5	RAMABAI V DHOOT	10	0.00	-	0.00	0.00	0	0	0	0	0.00		
	BODIES CORPORATE												
1	VIDEOCON INDUSTRIES LIMITED	1,408,800	18.78	-	0.00	0.00	0	0	0	0	18.78		
2	SHREE DHOOT TRADING AND AGENCIES LIMITED	197,325	2.63	-	0.00	0.00	0	0	0	0	2.63		
3	WALU COMPONENTS PVT LTD	710,730	9.48	-	0.00	0.00	0	0	0	0	9.48		
4	HOME-BELL ELECTRONICS INDIA PVT LTD	1,250,100	16.67	-	0.00	0.00	0	0	0	0	16.67		
5	EVANS FRASER AND CO. (INDIA) LIMITED	112,000	1.49	-	0.00	0.00	0	0	0	0	1.49		
TOTAL		3,679,105	49.05	0	0.00	0.00	0	0	0	0	49.05		



(I)(C)(i) Statement showing holding of securities (including shares, warrants, convertible securities) of persons belonging to the category "Public" and holding more than 1% of the total number of shares

Sr. No.	Name of the shareholder	Number of shares held	Shares as a percentage of total number of shares {i.e., Grand Total (A)+(B)+(C) indicated in Statement at para (I)(a) above}	Details of warrants		Details of convertible securities		Total shares (including underlying shares assuming full conversion of warrants and convertible securities) as a % of diluted share capital
				Number of warrants held	As a % total number of warrants of the same class	Number of convertible securities held	% w.r.t total number of convertible securities of the same class	
1	SUNIL G KHANDELWAL	178,963	2.39	0	0	0	0	2.39
2	LOTUS GLOBAL INVESTMENT LTD	367,500	4.90	0	0	0	0	4.90
3	JOY HOLDINGS PRIVATE LIMITED	368,500	4.91	0	0	0	0	4.91
4	KALPANA KHANDELWAL	117,017	1.56	0	0	0	0	1.56
5	ANIL ZAWAR	75,102	1.00	0	0	0	0	1.00
6	PUSHPADEVI PAGARIA	77,753	1.04	0	0	0	0	1.04
TOTAL		1,184,835	15.80	0	0	0	0	15.80




(I)(c)(ii) Statement showing holding of securities (including shares, warrants, convertible securities) of persons (together with PAC) belonging to the category "Public" and holding more than 5% of the total number of shares of the company

Sr. No.	Name(s) of the shareholder(s) and the Persons Acting in Concert (PAC) with them	Number of shares	Shares as a percentage of total number of shares (i.e., Grand Total (A)+(B)+(C) indicated in Statement at para	Details of warrants		Details of convertible		Total shares (including underlying shares assuming full conversion of warrants and convertible
				Number of warrants	As a % total number of warrants of the same class	Number of convertible securities held	% w.r.t total number of convertible securities of the same class	
1	NIL	0	0	0	0	0	0	0.00
TOTAL		0	0	0	0	0	0	0.00




(D)(d) Statement showing details of locked-in shares

Sr. No.	Name of the shareholder	Number of locked-in shares	Locked-in shares as a percentage of total number of shares {i.e., Grand Total (A)+(B)+(C) indicated in Statement at para (D)(a) above}
1	NIL	0	0.00
TOTAL			0 0.00



(II)(a) Statement showing details of Depository Receipts (DRs).

Sl. No.	Type of outstanding DR (ADRs, GDRs, SDRs, etc.)	Number of outstanding DRs	Number of shares underlying outstanding DRs	Shares underlying outstanding DRs as a percentage of total number of shares {i.e., Grand Total (A)+(B)+(C) indicated in Statement at para (I)(a) above}
1	NIL	0	0	0.00
TOTAL				0.00



(11)(b) Statement showing holding of Depository Receipts (DRs), where underlying shares held by "promoter/promoter group" are in excess of 1%.

Sr. No.	Name of the DR Holder	Type of outstanding DR (ADRs, GDRs, SDRs, etc.)	Number of shares underlying outstanding DRs	Shares underlying outstanding DRs as a percentage of total number of shares {i.e., Grand Total (A)+(B)+(C) indicated in Statement at para (1)(a) above}
1	NIL	0	0	0
TOTAL				0

