



# KISAN MOULDINGS LIMITED

Regd. Off.: "Tex Center", K-wing, 3rd Floor, 26 'A' Chandivli Road, Off Saki Vihar Road,  
Andheri (East), Mumbai - 400 072 • Tel : 022 - 4200 9100, 4200 9200 • Fax : 28478508  
E-mail : [customercare@kisangroup.com](mailto:customercare@kisangroup.com) • Website : [www.kisangroup.com](http://www.kisangroup.com)



CIN:L17120MH1989PLC054305

To

The Manager – Listing Department  
BSE Limited, 1<sup>st</sup> Floor, P. J. Towers,  
Dalal Street, Mumbai - 400 001

23<sup>rd</sup> May, 2016

Scrip Code: 530145

Dear Sir/Madam,

**Sub: Regulation 33 of SEBI (Listing Obligations and Disclosure Requirements) Regulation, 2015**

Pursuant to Regulation 33 of SEBI (Listing Obligations and Disclosure Requirements) Regulation, please note a Meeting of the Board of Directors is conducted today and the Board discussed and approved the Audited Financial Results for the quarter and year ended on 31<sup>st</sup> March, 2016.

We are enclosing herewith a copy of the aforesaid Audited Financial Results alongwith the Audit Report and Form A with unmodified Opinion.

Kindly Take the same on record.

Thanking you.

Yours Faithfully,

FOR KISAN MOULDINGS LIMITED

SANJEEV AGGARWAL

JOINT MANAGING DIRECTOR

DIN : 00064076



Encl.: a/a



Statement of Audited Financial Results for the Quarter / Year Ended as on 31st March, 2016.						
PART -1	Particulars	Quarter Ended			Year Ended	
		31-Mar-16	31-Dec-15	31-Mar-15	31-Mar-16	31-Mar-15
		AUDITED	UNAUDITED	AUDITED	AUDITED	AUDITED
		Rs In Lacs				
1	(a) Sales/Income From Operations	15,942.83	12,035.27	12,098.22	51,591.19	49,661.80
	Less Excise Duty	1,663.90	1,187.68	1,200.28	5,174.63	4,804.84
	Net Sales/Income From Operations	14,278.93	10,847.59	10,897.94	46,416.57	44,856.95
	(b) Other Operating Income	4.55	5.17	38.83	25.26	41.53
	Total Income (a+b)	14,283.48	10,852.76	10,936.77	46,441.83	44,898.48
2	Expenses					
	a) Cost of Materials Consumed	9,425.60	7,537.85	7,178.13	30,906.85	33,233.31
	b) Purchase of Stock in Trade	218.07	217.45	317.71	946.07	906.09
	c) Changes in inventories of Finished goods, Work-in-Progress and Stock in Trade	220.01	(224.29)	860.08	1,163.34	(1,424.91)
	d) Employee Benefits Expenses	465.84	566.30	519.12	2,194.00	2,016.71
	e) Depreciation & Amortisation Expenses	328.69	331.12	315.63	1,453.02	1,378.47
	f) Other Expenses					
	i) Manufacturing Expenses	864.54	790.87	881.26	3,114.40	3,569.99
	ii) Administration & Selling Expenses	623.52	535.47	575.13	2,044.90	1,854.83
	iii) Power & Fuel	474.39	428.10	430.44	1,696.31	1,795.38
	iv) Carriage Outwards	567.82	347.08	363.31	1,570.29	1,443.60
	Total Expenses	13,188.49	10,529.95	11,440.81	45,089.18	44,773.48
3	Profit From Operations before Other Income, Finance Costs & Exceptional Items (1-2)	1,095.00	322.81	(504.05)	1,352.65	125.00
4	Other Income	77.83	271.29	106.13	436.78	195.79
5	Profit from ordinary activities before Finance costs and Exceptional Items (3+4)	1,172.82	594.10	(397.92)	1,789.43	320.79
6	Finance Costs	967.11	959.11	1,129.95	3,732.34	3,951.18
7	Profit from ordinary activities after Finance Costs but before Exceptional Items (5-6)	205.71	(365.01)	(1,527.86)	(1,942.92)	(3,630.39)
8	Exceptional Items - (Loss)/ Profit	2.41	2.05	(154.76)	2.10	(145.84)
9	Period Period (Income) / Expenses	(5.00)	-	-	40.00	-
10	Profit/(Loss) from ordinary activities before Tax (7+8-9)	213.12	(362.96)	(1,682.62)	(1,980.82)	(3,776.23)
11	Tax Expenses	(43.99)	(164.02)	14.23	(449.32)	8.23
12	Net Profit/(Loss) from Ordinary activities after Tax (10-11)	257.11	(198.94)	(1,696.85)	(1,531.50)	(3,784.46)
13	Extraordinary Items Income /(Exp) (Net of Taxes)	-	-	-	-	-
14	Net Profit /(Loss) after taxes (12+13)	257.11	(198.94)	(1,696.85)	(1,531.50)	(3,784.46)
15	Paid-up Equity Share Capital (Face value `10/-)	2,032.51	2,032.51	2,032.51	2,032.51	2,032.51
16	Reserves Excluding Revaluation Reserves (As per Balance Sheet of Previous Accounting Year)				2,135.62	3,906.63
17	Earning per Equity Shares (EPS) (in Rs)					
	a) Basic & Diluted EPS before Extraordinary Items	1.27	(0.98)	(8.35)	(7.54)	(18.62)
	b) Basic & Diluted EPS after Extraordinary Items	1.27	(0.98)	(8.35)	(7.54)	(18.62)
PART-2						
A	PARTICULAR'S OF SHARE HOLDING					
1	Public Shareholding					
	- Number of Shares	63,60,588	63,63,788	63,72,047	63,60,588	63,72,047
	- Percentage of Shareholding	31.29%	31.31%	31.35%	31.29%	31.35%
2	Promoters and Promoter Group Shareholding					
	a) Pledged/Encumbered					
	i) Number of Shares	84,24,177	59,47,000	7,15,000	84,24,177	7,15,000
	ii) Percentage of shares (as a % of total shareholding shareholding of Promoter and promoter group.	60.33%	42.59%	5.12%	60.33%	5.12%
	iii) Percentage of shares (as a % of total share capital of company)	41.45%	29.26%	3.52%	41.45%	3.52%
	b) Non-Encumbered					
	i) Number of Shares	55,40,300	80,14,277	1,32,38,018	55,40,300	1,32,38,018
	ii) Percentage of shares (as a % of total shareholding of Promoter and promoter group	39.67%	57.39%	94.88%	39.67%	94.88%
	iii) Percentage of shares (as a % of the total share capital of company)	27.26%	39.43%	65.13%	27.26%	65.13%
B	Particular	Pending at the beginning		Received during the Quarter	Resolved during the Quarter	Remaining unresolved at the end of the Quarter
	Investors' Complaints for the Quarter Ended 31.03.2016	Nil		NIL	NIL	NIL



C	SEGMENTWISE REVENUE, RESULTS AND CAPITAL EMPLOYED	Year Ended				
		31-Mar-16	30-Dec-15	31-Mar-15	31-Mar-16	31-Mar-15
		AUDITED	UNAUDITED	AUDITED	AUDITED	AUDITED
	<b>Particulars</b>					
	<b>1. Segment Revenue:- Net sale /Income</b>					
	PVC Pipes & Fittings	12,292.25	9,817.04	10,080.54	42,745.33	41,597.81
	Moulded Furniture	1,991.23	1,035.72	856.22	3,696.50	3,300.67
	<b>Net Sale / Income From Operations</b>	<b>14,283.48</b>	<b>10,852.76</b>	<b>10,936.77</b>	<b>46,441.83</b>	<b>44,898.48</b>
	<b>2. Segment Results:- Profit before Finance Cost and taxes</b>					
	Exceptional Item.					
	PVC Pipes & Fittings	839.39	429.52	-374.08	1,775.21	689.85
	Moulded Furniture	333.44	164.58	(23.84)	14.21	(369.06)
	<b>Total</b>	<b>1,172.82</b>	<b>594.10</b>	<b>(397.92)</b>	<b>1,789.43</b>	<b>320.79</b>
	Less :- Finance Cost	967.11	959.11	1,129.95	3,732.34	3,951.18
	Add/Less:- Exceptional Items - Profit/ (Loss)	7.41	2.05	(154.76)	(37.90)	(145.84)
	<b>Profit/(Loss) Before taxes</b>	<b>213.12</b>	<b>(362.96)</b>	<b>(1,682.62)</b>	<b>(1,980.82)</b>	<b>(3,776.23)</b>
	<b>3. Capital Employed</b>					
	<b>Segment Assets</b>					
	PVC Pipes & Fittings	24,343	22,839	22,991	24,343	22,991
	Moulded Furniture	1,996	1,901	1,632	1,996	1,632
	Add:- Unallocable Assets	17,426	15,471	16,893	17,426	16,893
	<b>Total</b>	<b>43,765</b>	<b>40,212</b>	<b>41,516</b>	<b>43,765</b>	<b>41,516</b>
	<b>Segment Liabilities</b>					
	PVC Pipes & Fittings	11,118	9,305	7,684	11,118	7,684
	Moulded Furniture	1,294	1,404	540	1,294	540
	Add:- Unallocable liabilities	31,353	29,502	33,291	31,353	33,291
	<b>Total</b>	<b>43,765</b>	<b>40,212</b>	<b>41,516</b>	<b>43,765</b>	<b>41,516</b>

**Notes :-**

- The above Audited Results for the quarter ended March 31, 2016 were reviewed by the Audit Committee and taken on record by the board of directors of the Company at their respective meetings held on 23rd May 2016.
- Tax Expenses consists of Deferred Tax & Current Tax Provision.
- The Audited Financial Results of the Company for the quarter ended 31st March, 2016 are available on the Companies website www.kisangroup.com.
- Figure of the year ended 31st March, 2016 are the balancing figures between the audited figures in respect of the full financial year and published year to date figure up to the nine months ended of the Financial year made on 31st Dec, 2015
- The Figures of corresponding quarter/year have been regrouped/restated, wherever necessary to make them comparable with respective previous quarters/year.
- The Statement of the Assets & Liabilities are as under :-

Sr. No.	Particulars	31.03.16	31.03.15
		AUDITED	AUDITED
I.	<b>EQUITY AND LIABILITIES</b>		
1	Shareholders' funds		
	Share Capital	2,033	2,033
	Reserves and Surplus	2,136	3,907
	<b>Sub Total - Share Holder Fund</b>	<b>4,168</b>	<b>5,939</b>
2	Non-Current Liabilities		
	Long-term borrowings	11,226	10,509
	Deferred tax liabilities (Net)	603	1,052
	Other Long Term Liabilities	263	200
	<b>Sub Total - Non Current Liabilities</b>	<b>12,091</b>	<b>11,761</b>
3	Current liabilities		
	Short-term borrowings	11,429	11,963
	Trade payables	10,192	7,000
	Other current liabilities	4,515	3,602
	Short-term provisions	1,369	1,250
	<b>Sub Total - Current Liabilities</b>	<b>27,506</b>	<b>23,815</b>
	<b>Total Equity &amp; Liabilities</b>	<b>43,765</b>	<b>41,516</b>
II.	<b>ASSETS</b>		
	Non-current assets		
	Fixed assets	12,116	12,673
	Non-current investments	7	19
	Long-term loans and advances	1,446	1,044
	Other non-current assets	65	70
	<b>Sub Total - Non Current Assets</b>	<b>13,635</b>	<b>13,806</b>
2	Current assets		
	Inventories	14,051	15,641
	Trade receivables	13,233	9,705
	Cash and cash equivalents	1,408	1,094
	Short-term loans and advances	1,248	1,021
	Other current assets	191	250
	<b>Sub Total - Current Assets</b>	<b>30,131</b>	<b>27,709</b>
	<b>Total Assets</b>	<b>43,765</b>	<b>41,516</b>

For and on behalf of the Board of Directors of,  
KISAN MOULDINGS LIMITED

Sanjeev A. Agarwal  
Joint Managing Director  
(DIN: 00064076)

Place : Mumbai  
Date : 23rd May, 2016



Auditor's Report On Quarterly Financial Results and Year to Date Results of the Company  
Pursuant to the Regulation 33 of the SEBI (Listing Obligations and Disclosure  
Requirements) Regulations, 2015

To

Board of Directors of **KISAN MOULDINGS LIMITED**

We have audited the quarterly financial results of **KISAN MOULDINGS LIMITED** for the quarter ended **31<sup>st</sup> March 2016** and the year to date results for the period 1<sup>st</sup> April 2015 to 31<sup>st</sup> March 2016, attached herewith, being submitted by the company pursuant to the requirement of Regulation 33 of the SEBI (Listing Obligations and Disclosure Requirements) Regulations, 2015. These quarterly financial results as well as the year to date financial results have been prepared on the basis of the interim financial statements, which are the responsibility of the company's management. Our responsibility is to express an opinion on these financial results based on our audit of such interim financial statements, which have been prepared in accordance with the recognition and measurement principles laid down in Accounting Standard for Interim Financial Reporting (AS 25 / Ind AS 34), prescribed, under Section 133 of the Companies Act, 2013 read with relevant rules issued thereunder; or by the Institute of Chartered Accountants of India, as applicable and other accounting principles generally accepted in India.

We conducted our audit in accordance with the auditing standards generally accepted in India. Those standards require that we plan and perform the audit to obtain reasonable assurance about whether the financial results are free of material misstatement(s). An audit includes examining, on a test basis, evidence supporting the amounts disclosed as financial results. An audit also includes assessing the accounting principles used and significant estimates made by management. We believe that our audit provides a reasonable basis for our opinion.


In our opinion and to the best of our information and according to the explanations given to us these quarterly financial results as well as the year to date results:

- (i) are presented in accordance with the requirements of Regulation 33 of the SEBI (Listing Obligations and Disclosure Requirements) Regulations, 2015 in this regard; and
- (ii) give a true and fair view of the net profit and other financial information for the quarter ended 31<sup>st</sup> March 2016 as well as the year to date results for the period from 1<sup>st</sup> April 2015 to 31<sup>st</sup> March 2016.

For **MITTAL & ASSOCIATES**  
Chartered Accountants  
Firm Registration No.: 106456W

*Hemant*




**Hemant R Bohra**  
Partner  
Membership Number: 165667  
Place: Mumbai  
Date: May 23, 2016





**FORM A**

(Pursuant to Clause 31(a) of Listing Agreement)

No.	Particulars	Details
1.	Name of the Company	Kisan Mouldings Limited
2.	Annual Standalone financial statements for the year ended	31 <sup>st</sup> March, 2016
3.	Type of Audit observation	Unqualified
4.	Frequency of observation	Not Applicable
5.	To be signed by:	
	• Joint Managing Director	
	• CFO	
	• Audit Committee Chairman	
	• Auditors of the Company	