

Name of the Company	: AUTOMOTIVE AXLES LIMITED
Scrip Code - BSE	: 505010
NSE	: AUTOAXLES
Class of Security	: EQUITY
Quarter ended	: 30th SEPTEMBER 2015

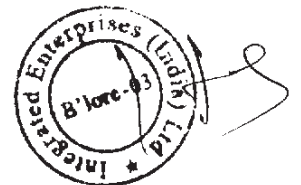
SHAREHOLDING PATTERN IN COMPLIANCE WITH CLAUSE 35 OF THE LISTING AGREEMENT AS ON 30th SEPTEMBER 2015

1(a) Statement showing Shareholding Pattern

Partly paid-up shares :-	No of partly paid-up shares	As a % of total no. of partly paid-up shares	As a % of total no. of shares of the Company
Held by promoter/promoter group	NIL	NA	NA
Held by Public	NIL	NA	NA
Total(D)	0	0	0
Outstanding convertible securities :-	No of outstanding securities	As a % of total no. of outstanding convertible securities	As a % of total no. of shares of the company, assuming full conversion of the convertible securities
Held by promoter/promoter group	NIL	NA	NA
Held by Public	NIL	NA	NA
Total(E)	0	0	0
Warrants :-	No of warrants	As a % of total no. of warrants	As a % of total no. of shares of the Company, assuming full conversion of warrants
Held by promoter/promoter group	NIL	NA	NA
Held by Public	NIL	NA	NA
Total(F)	0	0	0
Total paid-up capital of the company, assuming full conversion of warrants	15,111,975	NA	100.00

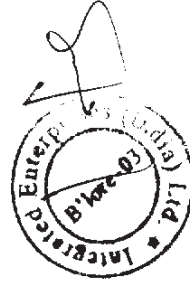


Category Code	Category of shareholder	Total Number of shareholders	Total number of shares	Number of shares held in dematerialized form	Total shareholding as a percentage of total number of shares		Shares pledged or otherwise encumbered	
					As a percentage of (A+B)1	As a percentage of (A+B+C)	Number of shares	As a percentage (IX=(VII)/(IV)*100
(I)	(II)	(III)	(IV)	(V)	(VI)	(VII)	(VIII)	(IX=(VII)/(IV)*100
(A)	Shareholding of Promoter and Promoter Group[2]							
(1)	Indian							
(a)	Individuals/ Hindu Undivided Family	-	-	-	-	-	-	-
(b)	Central Government/ State Government(s)	-	-	-	-	-	-	-
(c)	Bodies Corporate	1	5,367,806	5,367,806	35.52	35.52	-	-
(d)	Financial Institutions/ Banks	-	-	-	-	-	-	-
(e)	Any Other (specify)	-	-	-	-	-	-	-
	Sub-Total (A)(1)	1	5367806	5367806	35.52	35.52	0	-
(2)	Foreign							
(a)	Individuals (Non-Resident Individuals/ Foreign Individuals)	-	-	-	-	-	-	-
(b)	Bodies Corporate	1	5,367,275	5,367,275	35.52	35.52	-	-
(c)	Institutions	-	-	-	-	-	-	-
(d)	Qualified Foreign Investor	-	-	-	-	-	-	-
(e)	Any Other (specify)	-	-	-	-	-	-	-
	Sub-Total (A)(2)	1	5367275	5367275	35.52	35.52	-	-
	Total Shareholding of Promoter and Promoter Group (A)= (A)(1)+(A)(2)	2	10,735,081	10,735,081	71.04	71.04	-	0.00
(B)	Public shareholding[3]							
(1)	Institutions							
(a)	Mutual Funds/ UTI	28	2,323,510	2,322,572	15.38	15.38	-	-
(b)	Financial Institutions/ Banks	2	137	137	0.00	0.00	-	-
(c)	Central Government/ State Government(s)	-	-	-	-	-	-	-
(d)	Venture Capital Funds	-	-	-	-	-	-	-
(e)	Insurance Companies	-	-	-	-	-	-	-
(f)	Foreign Institutional Investors	4	30,534	30,534	0.20	0.20	-	-
(g)	Foreign Venture Capital Investors	-	-	-	-	-	-	-
(h)	Qualified Foreign Investor	-	-	-	-	-	-	-
(i)	Any Other (specify)	-	-	-	-	-	-	-
	Sub-Total (B)(1)	34	2,354,181	2,353,243	15.58	15.58	-	-
(2)	Non-institutions							
(a)	Bodies Corporate	143	1,179,472	1,179,358	7.80	7.80	-	-
(b)	Individuals -							
	i. Individual shareholders holding nominal share capital up to Rs. 1 lakh.	7,614	701,603	575,978	4.64	4.64	-	-
	ii. Individual shareholders holding nominal share capital in excess of Rs. 1 lakh.	4	114,590	114,590	0.76	0.76	-	-
(c)	Qualified Foreign Investor	-	-	-	-	-	-	-
(d)	Any Other (specify)	-	-	-	-	-	-	-
	Trust	-	-	-	-	-	-	-
	NRI	87	19015	18915	0.13	0.13	-	-
	Clearing Member	35	8033	8033	0.05	0.05	-	-
	Sub-Total (B)(2)	7,883	2,022,713	1,896,874	13.38	13.38	-	-
	Total Public Shareholding (B)= (B)(1)+(B)(2)	7,917	4,376,894	4,250,117	28.96	28.96	-	-
	TOTAL (A)+(B)	7,919	15,111,975	14,985,198	100.00	100.00	0	0.00
(C)	Shares held by Custodians and against which Depository Receipts have been issued							
1	Promoter and Promoter Group	-	-	-	-	-	-	-
2	Public	-	-	-	-	-	-	-
	Sub-Total (C)	-	-	-	-	-	-	-
	GRAND TOTAL (A)+(B)+(C)	7,919	15,111,975	14,985,198	100.00	100.00	0	0.00



(i) (b) Statement showing holding of securities (including shares, warrants, convertible securities) of persons belonging to the category "Promoter and Promoter Group"

Sr. No.	Name of the shareholder	Details of Shares held		Encumbered shares (*)		Details of warrants		Details of convertible securities		Total shares (including underlying shares assuming full conversion of warrants and convertible securities) as a % of diluted share capital
		No. of Shares held	As a % of grand total (A)+(B)+(C)	No.	As a percentage (V)=(V)/(IV)*100	As a % of grand total (A)+(B)+(C) of sub clause (i)(a)	Number of warrants held	As a % total number of warrants of the same class	Number of convertible securities held	
(i)	(ii)	(iii)	(iv)	(v)	(vi)=(v)/(iv)*100	(vii)	(viii)	(ix)	(x)	(xi)
1.	BF INVESTMENT LIMITED	5,367,806	35.52	0	0.00	0.00	-	-	-	-
2.	MERITOR HEAVY VEHICLE SYSTEMS LLC., USA	5,367,275	35.52	0	0.00	0.00	-	-	-	-
	Total	10,735,081	71.04	0	0.00	0.00	-	-	-	-



(I)(c) (i) Statement showing holding of securities (including shares, warrants, convertible securities) of persons belonging to the category "Public" and holding more than 1% of the total number of shares

Sr. No.	Name of the shareholder	Number of shares held	Shares as a percentage of total number of shares (i.e., Grand Total (A)+(B)+(C) indicated in Statement at para (I)(a) above)	Details of warrants		Details of convertible securities		Total shares (including underlying shares assuming full conversion of warrants and convertible securities) as a % of diluted share capital
				Number of warrants held	As a % total number of warrants of the same class	Number of convertible securities held	% w.e.t total number of convertible securities of the same class	
1.	RELIANCE CAPITAL TRUSTEE COMPANY LIMITED A/C RELIANCE VISION FUND	1028790	6.81	-	-	-	-	-
2.	BAJAJ ALLIANZ LIFE INSURANCE COMPANY LTD.	543811	3.60	-	-	-	-	-
3.	UTI-MID CAP FUND	371678	2.46	-	-	-	-	-
4.	RELIANCE CAPITAL TRUSTEE CO. LTD. - A/C RELIANCE TAX SAVER (ELSS) FUND	368939	2.44	-	-	-	-	-
5.	M3 INVESTMENT PRIVATE LIMITED	282434	1.87	-	-	-	-	-
6.	UTI TRANSPORTATION AND LOGISTICS FUND	156921	1.04	-	-	-	-	-
	TOTAL	2,752,573	18.21	-	-	-	-	-

(I)(c) (ii) Statement showing holding of securities (including shares, warrants, convertible securities) of persons (together with PAC) belonging to the category "Public" and holding more than 5% of the total number of shares of the company

Sr. No.	Name(s) of the shareholder(s) and the Persons Acting in Concert (PAC) with them	Number of shares	Shares as a percentage of total number of shares (i.e., Grand Total (A)+(B)+(C) indicated in Statement at para (I)(a) above)	Details of warrants		Details of convertible securities		Total shares (including underlying shares assuming full conversion of warrants and convertible securities) as a % of diluted share capital
				Number of warrants	As a % total number of warrants of the same class	Number of convertible securities held	% w.e.t total number of convertible securities of the same class	
1.	RELIANCE CAPITAL TRUSTEE COMPANY LIMITED A/C RELIANCE VISION FUND	1028790	6.81	-	-	-	-	-
	Total	1,028,790	6.81	-	-	-	-	-



(I)(d) Statement showing details of locked-in shares


Sr. No.	Name of the shareholder	Number of locked-in shares	Locked-in shares as a percentage of total number of shares {i.e., Grand Total (A)+(B)+(C) indicated in Statement at para (I)(a) above}	Promoter / Promoter Group / Public
	NIL	NIL	NIL	NIL

(II)(a) Statement showing details of Depository Receipts (DRs)

Sr. No.	Type of outstanding DR (ADRs, GDRs, SDRs, etc.)	Number of outstanding DRs	Number of shares underlying outstanding DRs	Shares underlying outstanding DRs as a percentage of total number of shares {i.e., Grand Total (A)+(B)+(C) indicated in Statement at para (I)(a) above}
	NIL	NIL	NIL	NIL

(II)(b) Statement showing Holding of Depository Receipts (DRs), where underlying shares held by 'promoter / promoter group' are in excess of 1% of the total number of shares

Sr. No.	Name of the DR Holder	Type of outstanding DR (ADRs, GDRs, SDRs, etc.)	Number of shares underlying outstanding DRs	Shares underlying outstanding DRs as a percentage of total number of shares {i.e., Grand Total (A)+(B)+(C) indicated in Statement at para (I)(a) above}
	NIL	NIL	NIL	NIL



(III) (a) Statement showing the voting pattern of shareholders, if more than one class of shares/securities is issued by the issuer.

Description of Voting Right for each class of Securities

Class X:

Class Y:

--Not Applicable--

Class Z:

Category	Description of Shareholder	Number of Voting Rights held in each class of securities			Total Voting Rights (A+B+Z)	Total Voting Rights Left	
		Class X	Class Y	Class Z		Class X	Class Y
(A)	Promoter and Promoter Group						
(1)	Indian						
	(a) Individuals/ Hindu Undivided Family						
	(b) Central Government/ State Government(s)						
	(c) Bodies Corporate						
	(d) Financial Institutions/ Banks						
	(e) Any Other (specify)						
	Sub-Total (A)(1)						
(2)	Foreign						
	(a) Individuals (Non-Resident Individuals/ Foreign Individuals)						
	(b) Bodies Corporate						
	(c) Institutions						
	(d) Any Other (specify)						
	Sub-Total (A)(2)						
	Total Shareholding of Promoter and Promoter Group (A)= (A)(1)+(A)(2)						
(B)	Public shareholding						
(1)	Institutions						
	(a) Mutual Funds/UTI						
	(b) Financial Institutions/ Banks						
	(c) Central Government/ State Government(s)						
	(d) Venture Capital Funds						
	(e) Insurance Companies						
	(f) Foreign Institutional Investors						
	(g) Foreign Venture Capital Investors						
	(h) Any Other (specify)						
	Sub-Total (B)(1)						
(2)	Non-institutions						
	(a) Bodies Corporate						
	(b) Individuals -						
	iii. Individual shareholders holding nominal share capital up to Rs. 1 lakh.						
	iv. Individual shareholders holding nominal share capital in excess of Rs. 1 lakh.						
	(c) Any Other (specify)						
	Sub-Total (B)(2)						
	Total Public Shareholding (B)= (B)(1)+(B)(2)						
	TOTAL (A)+(B)						
(C)	Shares held by Custodians and against which Depository Receipts have been issued						
	GRAND TOTAL (A)+(B)+(C)						

Not Applicable

