


(1)(a) STATEMENT SHOWING SHAREHOLDING PATTERN IN CLAUSE-35			
NAME OF THE COMPANY: GULF OIL CORPORATION LIMITED		Name of the Scrip: GULFCORP	
SCRIP CODE:	506480		
Class of Security:	Equity		
QUARTER ENDED:	30/06/2015		
Partly paid-up shares		As a % of total no. of partly paid-up shares	As a % of total no. of shares of the Company.
Held by promoter/promoter group	0	0	0
Held by Public	0	0	0
Total:	0	0	0
Outstanding convertible securities:		As a % of total no. of outstanding convertible securities.	As a % of total no. of shares of the Company assuming full conversion of the convertible securities
Held by promoter/promoter group	0	0	0
Held by Public	0	0	0
Total:	0	0	0
Warrants:		As a % of total no. of warrants	As a % of total no. of shares of the Company, assuming full conversion of warrants
Held by promoter/promoter group	0	0	0
Held by Public	0	0	0
Total:	0	0	0
Total paid-up capital of the Company, assuming full conversion of warrants and convertible securities	49572490	0	100.00




CATEGORY CODE	CATEGORY OF SHAREHOLDER	NO OF SHAREHOLDERS	TOTAL NUMBER OF SHARES	NO OF SHARES HELD IN DEMATERIALIZED FORM	TOTAL SHAREHOLDING AS A % OF TOTAL NO OF SHARES			SHARES PLEDGE OR OTHERWISE ENCUMBERED	
					(iii)	(iv)	(v)	AS a PERCENTAGE of (A+B)	As a PERCENTAGE of (A+B+C)
(i)	(ii)								(ix)=(viii)/(iv)* 100
(A)	PROMOTER AND PROMOTER GROUP								
(1)	INDIAN								
(a)	Individual /HUF	0	0	0	0.00	0.00	0	0.00	0.00
(b)	Central Government/State Government(s)	0	0	0	0.00	0.00	0	0.00	0.00
(c)	Bodies Corporate	0	0	0	0.00	0.00	0	0.00	0.00
(d)	Financial Institutions / Banks	0	0	0	0.00	0.00	0	0.00	0.00
(e)	Others	0	0	0	0.00	0.00	0	0.00	0.00
	Sub-Total A(1) :	0	0	0	0.00	0.00	0	0.00	0.00
(2)	FOREIGN								
(a)	Individuals (NRIs/Foreign Individuals)	0	0	0	0.00	0.00	0	0.00	0.00
(b)	Bodies Corporate	1	32193167	32193167	64.94	64.94	0	64.94	0.00
(c)	Institutions	0	0	0	0.00	0.00	0	0.00	0.00
(d)	Qualified Foreign Investor	0	0	0	0.00	0.00	0	0.00	0.00
(e)	Others	0	0	0	0.00	0.00	0	0.00	0.00
	Sub-Total A(2) :	1	32193167	32193167	64.94	64.94	0	64.94	0.00
	Total A=A(1)+A(2)	1	32193167	32193167	64.94	64.94	0	64.94	0.00
(B)	PUBLIC SHAREHOLDING								
(1)	INSTITUTIONS								
(a)	Mutual Funds /UTI	5	2238046	2238046	4.51	4.51		4.51	
(b)	Financial Institutions /Banks	6	960813	960693	1.94	1.94		1.94	
(c)	Central Government / State Government(s)	1	149490	0	0.30	0.30		0.30	
(d)	Venture Capital Funds	0	0	0	0.00	0.00		0.00	
(e)	Insurance Companies	0	0	0	0.00	0.00		0.00	
(f)	Foreign Institutional Investors	12	3596480	3596480	7.25	7.25		7.25	
(g)	Foreign Venture Capital Investors	0	0	0	0.00	0.00		0.00	
(h)	Qualified Foreign Investor	0	0	0	0.00	0.00		0.00	
(i)	Others	0	0	0	0.00	0.00		0.00	
	Sub-Total B(1) :	24	6944829	6795219	14.01	14.01		14.01	



CATEGORY CODE	CATEGORY OF SHAREHOLDER	NO OF SHAREHOLDERS	TOTAL NUMBER OF SHARES	NO OF SHARES HELD IN DEMATERIALIZED FORM	TOTAL SHAREHOLDING AS A % OF TOTAL NO OF SHARES			SHARES PLEDGE OR OTHERWISE ENCUMBERED
					(III)	(IV)	(V)	
(I)	(II)							
(2)	NON-INSTITUTIONS							
(a)	Bodies Corporate	487	928290	910260	1.87	1.87		
(b)	Individuals							
	(i) Individuals holding nominal share capital upto Rs.1 lakh	52824	6169174	5366208	12.44	12.44		
	(ii) Individuals holding nominal share capital in excess of Rs.1 lakh	17	1754284	1634596	3.54	3.54		
(c)	Others							
	CLEARING MEMBERS	40	6462	6462	0.01	0.01		
	NON RESIDENT INDIANS	243	241701	238319	0.49	0.49		
	OVERSEAS CORPORATE BODIES	1	1333333	1333333	2.69	2.69		
	TRUSTS	1	1250	1250	0.00	0.00		
(d)	Qualified Foreign Investor	0	0	0	0.00	0.00		
	Sub-Total B(2) :	53613	10434494	9490428	21.05	21.05		
	Total B=B(1)+B(2) :	53637	17379323	16285647	35.06	35.06		
	Total (A+B) :	53638	49572490	48478814	100.00	100.00		
(C)	Shares held by custodians, against which Depository Receipts have been issued							
(1)	Promoter and Promoter Group	0	0	0	0	0		
(2)	Public	0	0	0	0.00	0.00		
	GRAND TOTAL (A+B+C) :	53638	49572490	48478814	100.00	100.00	0	0.00



(1)(b) Statement showing holding of securities (including shares, warrants, convertible securities) of persons belonging to the category "Promoter and Promoter Group"											
Sr.No	Name of the Shareholder	Details of Shares held		Encumbered shares (*)		Details of Warrants		Details of convertible securities		Total Shares (including underlying shares assuming full conversion of warrants and convertible securities) as a % of diluted share capital	
		No. of Shares held	As a % of grand total (A)+(B)+(C)	Pledge Shares	AS a percentage	AS a % of grand total (A) + (B) + (C) of sub-clause (1)(a)	Number of warrants held	As a % total number of warrants of the same class	Number of convertible securities held		As a % total number of convertible securities of the same class
(i)	(ii)	(iii)	(iv)	(v)	(vi)=(v)/(iii)*100	(vii)	(viii)	(ix)	(x)	(xi)	(xii)
1	HINDUJA POWER LIMITED, MAURITIUS	32193167	64.94	0	0.00	0.00	0	0.00	0	0.00	64.94
	TOTAL :	32193167	64.94	0	0.00	0.00	0	0.00	0	0.00	64.94




(i)(c)(i)	Statement showing holding of securities (including shares, warrants, convertible securities) of persons belonging to the category "Public" and holding more than 1% of the total number of shares								
	Sr.No.	Name of the shareholder	Number of shares held	Shares as a percentage of total number of shares (i.e., Grant total (A)+(B)+(C) indicated in Statement at para (i)(a) above}	Details of warrants		Details of convertible securities		Total shares (including underlying shares assuming full conversion of warrants and convertible securities) as a % of diluted share capital)
					Number of warrants held	As a % total number of warrants of same class	Number of convertible securities held	% w.r.t total number of convertible securities of the same class	
1	NEW LEAINA INVESTMENTS LIMITED	1588452	3.20	0	0.00	0.00	0	0.00	3.20
2	IAM LIMITED	1333333	2.69	0	0.00	0.00	0	0.00	2.69
3	RELIANCE CAPITAL TRUSTEE CO LTD-A/C RELIANCE MID & SMALL CAP FUND	1025002	2.07	0	0.00	0.00	0	0.00	2.07
4	AFRIN DIA	927367	1.87	0	0.00	0.00	0	0.00	1.87
5	BRIDGE INDIA FUND	853478	1.72	0	0.00	0.00	0	0.00	1.72
6	RELIANCE CAPITAL TRUSTEE CO LTD A/C-RELIANCE REGULAR SAVINGS FUND-BALANCED OPTION	724904	1.46	0	0.00	0.00	0	0.00	1.46
7	THE NEW INDIA ASSURANCE COMPANY LIMITED	722929	1.46	0	0.00	0.00	0	0.00	1.46
	TOTAL :	7175465	14.47	0	0.00	0.00	0	0.00	14.47



Sr.No.	Name(s) of the shareholder(s) and the Persons Acting in Concert (PAC) with them	Number of shares held	Shares as a percentage of total number of shares (i.e., Grant total (A)+(B)-(C) indicated in Statement at para (I)(a) above)	Details of warrants		Details of convertible securities		Total shares (including underlying shares assuming full conversion of warrants and convertible securities) as a % of diluted share capital)
				Number of warrants held	As a % total number of warrants of the same class	Number of convertible securities held	% w.r.t total number of convertible securities of the same class	
		0	0	0	0	0	0	0
	TOTAL :	0	0	0	0	0	0	0



STATEMENT SHOWING DETAILS OF LOCKED-IN SHARES"			
(1)(d)			
		Locked-in shares as a (%) percentage of total number of shares (i.e, Grand Total shares (A)+(B)+(C) Indicated in Statement at para (1)(a) above}	Promoter/Promoter Group/Public
Sr.No.	Name of the shareholder	Number of locked- in shares	
TOTAL :		0	0



STATEMENT SHOWING DETAILS OF DEPOSITORY RECEIPTS (DRS)			
(ii)(a)			
Sr.No.	Type of outstanding DR (ADRs,GDRs,SDRs,etc.)	Number of outstanding DRs	Number of shares underlying outstanding DRs
			Shares underlying outstanding DRs as a percentage of total number of shares {i.e., Grand Total (A)+(B)+(C) indicated in Statement at Para(i)(a) above}
TOTAL :		0	0



(f)(b)	Statement showing Holding of Depository Receipts (DRs), where underlying shares held by "Promoter/Promoter group" are in excess of 1% of the total number shares.				
Sr. No.	Name of the DR Holder	Type of outstanding DR (ADRs, GDRs, SDRs, etc.)	Number of shares underlying outstanding DRs	Shares underlying outstanding DRs as a percentage of total number of shares (i.e., Grand Total (A)+(B)+(C) indicated in Statement at para(f)(a) above)	
TOTAL :					0

