

March 27, 2017

To,

BSE Limited Corporate Relationship Department, 1 st Floor, P J Towers, Dalal Street, Fort, Mumbai - 400 001 corp.relations@bseindia.com Scrip Code: 532642	National Stock Exchange of India Limited Exchange Plaza, 5th Floor, Plot No. C/1, G Block Bandra-Kurla Complex, Bandra (E), Mumbai- 400051 takeover@nse.co.in Symbol: JSWHL	The Company Secretary JSW Holdings Limited JSW Centre, Bandra Kurla Complex, Bandra (East), Mumbai - 400 051
--	--	---

Sub: Disclosure under Regulation 29(2) of the Securities and Exchange Board of India (Substantial Acquisition of Shares and Takeovers) Regulations, 2011 in respect of the inter-se transfer of shares of JSW Holdings Limited

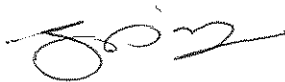
Dear Sir / Madam,

We are submitting the requisite information under Regulation 29(1) of the Securities and Exchange Board of India (Substantial Acquisition of Shares and Takeovers) Regulations, 2011 in respect of the inter-se transfer of shares of JSW Holdings Limited within the Promoter Group and acquired by us.


This is for your information and records.

Yours sincerely,

For Sahyog Holdings Private Limited




Name: Sriram K. S. N.
Designation: Director



For Strata Multiventures Private Limited



Name: Sanjay Gupta
Designation: Director



FORMAT FOR DISCLOSURE UNDER REGULATION 29(2) OF SEBI (SUBSTANTIAL ACQUISITION OF SHARES AND TAKEOVERS) REGULATION, 2011

Name of the Target Company (TC)	JSW Holdings Limited		
Name(s) of the acquirer and Persons acting in Concert (PAC) with the acquirer	Strata Multiventures Private Limited		
Whether the acquirer belongs to promoter / promoter group	Yes, the acquirer belongs to the promoter group		
Name(s) of the Stock Exchange(s) where the shares of TC are Listed	1. The National Stock Exchange of India Limited (NSE) 2. BSE Limited (BSE)		
Details of the acquisition as follows	Number	% w.r.t. total share/voting capital wherever applicable(*)	% w.r.t. total diluted share/voting capital of the TC (**)
Before the acquisition under consideration, holding of acquirer along with PACs of:			
a) Shares carrying voting rights (Refer Annexure A)	68,17,258	61.42%	61.42%
b) Shares in the nature of encumbrance (pledge/ lien/ non-disposal undertaking/ others)	NIL	NIL	NIL
c) Voting rights (VR) otherwise than by shares	NIL	NIL	NIL
d) Warrants/convertible securities/any other instrument that entitles the acquirer to receive shares carrying voting rights in the TC (specify holding in each category)	NIL	NIL	NIL
e) Total (a+b+c+d)	68,17,258	61.42%	61.42%
Details of acquisition			
a) Shares carrying voting rights acquired (Refer Annexure A)	8,22,574	7.41%	7.41%
b) VRs acquired /sold otherwise than by shares	NIL	NIL	NIL
c) Warrants/convertible securities/any other instrument that entitles the acquirer to receive shares carrying voting rights in the TC (specify holding in each category) acquired/sold	NIL	NIL	NIL
d) Shares encumbered / invoked/released by the acquirer	NIL	NIL	NIL
e) Total (a+b+c+/-d)	8,22,574	7.41%	7.41%
After the acquisition/sale, holding of:			
a) Shares carrying voting rights	68,17,258	61.42%	61.42%
b) Shares encumbered with the acquirer	NIL	NIL	NIL
c) VRs otherwise than by shares	NIL	NIL	NIL
d) Warrants/convertible securities/any other instrument that entitles the acquirer to receive shares carrying voting rights in the TC (specify holding in each category) after acquisition	NIL	NIL	NIL
e) Total (a+b+c+d)	68,17,258	61.42%	61.42%

Mode of acquisition (e.g. open market / off-market / public issue / rights issue / preferential allotment / inter-se transfer etc).	Inter-se transfer between 'Qualifying Persons' for re-organisation / re-alignment of shareholding within the Promoter Group through off-market
Salient features of the securities acquired including time till redemption, ratio at which it can be converted into equity shares, etc.	Not Applicable
Date of acquisition of/ date of receipt of intimation of allotment of shares / VR/ warrants/convertible securities/any other instrument that entitles the acquirer to receive shares in the TC.	March 25, 2017
Equity share capital / total voting capital of the TC before the said acquisition	Rs. 11,09,96,250 (1,10,99,625 equity shares of Rs. 10 each)
Equity share capital/ total voting capital of the TC after the said acquisition	Rs. 11,09,96,250 (1,10,99,625 equity shares of Rs. 10 each)
Total diluted share/voting capital of the TC after the said acquisition	Rs. 11,09,96,250 (1,10,99,625 equity shares of Rs. 10 each)

Note:

(*) Total share capital/ voting capital to be taken as per the latest filing done by the company to the Stock Exchange under Clause 35 of the listing Agreement.

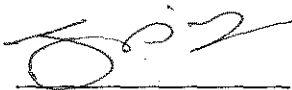
(**) Diluted share/voting capital means the total number of shares in the TC assuming full conversion of the outstanding convertible securities/warrants into equity shares of the TC.

Note: This disclosure is being made in respect of Inter-se transfer of 8,22,574 equity shares carrying voting rights, constituting 7.41% of the total equity share capital of the Target Company, undertaken on March 25, 2017 amongst "Qualifying Persons" for re-organization / re-alignment of shareholding within the promoters and promoter group in terms of disclosures filed on 20th March, 2017 under regulation 10(5) of Securities and Exchange Board of India (Substantial Acquisition of Shares and Takeover) Regulations, 2011. The above inter-se transfer has taken place by way of gift and total holding of the promoters and promoter group in the Target Company after such inter-se transfer remains unchanged.

Date: March 27, 2017


Place: Mumbai

For Sahyog Holdings Private Limited



Name: Sriram K. S. N.

Designation: Director




For Strata Multiventures Private Limited



Name: Sanjay Gupta

Designation: Director



Annexure A

Name of the promoter/ promoter group	Before acquisition/ disposal shareholding			Details of shares acquired/ disposed			After acquisition/ disposal shareholding		
	Number	% w.r.t total share/ voting capital wherever applicable	% w.r.t total diluted share/ voting capital of the TC	Number	% w.r.t total share/ voting capital wherever applicable	% w.r.t total diluted share/ voting capital of the TC	Number	% w.r.t total share/ voting capital wherever applicable	% w.r.t total diluted share/ voting capital of the TC
Acquirers									
STRATA MULTIVENTURES PRIVATE LIMITED	-	0.00%	0.00%	8,22,574	7.41%	7.41%	8,22,574	7.41%	7.41%
Total (A)	-	0.00%	0.00%	8,22,574	7.41%	7.41%	8,22,574	7.41%	7.41%
Sellers									
SAHYOG HOLDINGS PRIVATE LIMITED	8,22,674	7.41%	7.41%	(8,22,574)	-7.41%	-7.41%	100	0.00%	0.00%
Total (B)	8,22,674	7.41%	7.41%	(8,22,574)	-7.41%	-7.41%	100	0.00%	0.00%
Persons acting in concert (PAC)									
ABHYUDAY JINDAL	1,256	0.01%	0.01%	-	0.00%	0.00%	1,256	0.01%	0.01%
ARTI JINDAL	250	0.00%	0.00%	-	0.00%	0.00%	250	0.00%	0.00%
DANTA ENTERPRISES PRIVATE LIMITED	8,22,672	7.41%	7.41%	-	0.00%	0.00%	8,22,672	7.41%	7.41%
DEEPIKA JINDAL	1,356	0.01%	0.01%	-	0.00%	0.00%	1,356	0.01%	0.01%
GLEBE TRADING PRIVATE LIMITED	4,35,511	3.92%	3.92%	-	0.00%	0.00%	4,35,511	3.92%	3.92%
HEXA TRADEX PRIVATE LIMITED	334	0.00%	0.00%	-	0.00%	0.00%	334	0.00%	0.00%
JINDAL COAL PRIVATE LIMITED	4,41,518	3.98%	3.98%	-	0.00%	0.00%	4,41,518	3.98%	3.98%
JSL LIMITED	4,33,828	3.91%	3.91%	-	0.00%	0.00%	4,33,828	3.91%	3.91%
JSW INVESTMENTS PRIVATE LIMITED	100	0.00%	0.00%	-	0.00%	0.00%	100	0.00%	0.00%
NALWA SONS INVESTMENTS LIMITED	11,37,118	10.24%	10.24%	-	0.00%	0.00%	11,37,118	10.24%	10.24%
NAVEEN JINDAL	664	0.01%	0.01%	-	0.00%	0.00%	664	0.01%	0.01%
NAVEEN JINDAL & SONS HUF	691	0.01%	0.01%	-	0.00%	0.00%	691	0.01%	0.01%
OPJ TRADING PRIVATE LIMITED	8,22,673	7.41%	7.41%	-	0.00%	0.00%	8,22,673	7.41%	7.41%
PARTH JINDAL	100	0.00%	0.00%	-	0.00%	0.00%	100	0.00%	0.00%
PR JINDAL HUF	1,122	0.01%	0.01%	-	0.00%	0.00%	1,122	0.01%	0.01%
PRITHVI RAJ JINDAL	2,097	0.02%	0.02%	-	0.00%	0.00%	2,097	0.02%	0.02%
RATAN JINDAL	1,470	0.01%	0.01%	-	0.00%	0.00%	1,470	0.01%	0.01%
REYNOLD TRADERS PRIVATE LIMITED	100	0.00%	0.00%	-	0.00%	0.00%	100	0.00%	0.00%
RK JINDAL & SONS HUF	3,708	0.03%	0.03%	-	0.00%	0.00%	3,708	0.03%	0.03%
SAJJAN JINDAL	100	0.00%	0.00%	-	0.00%	0.00%	100	0.00%	0.00%
SANGITA JINDAL	100	0.00%	0.00%	-	0.00%	0.00%	100	0.00%	0.00%
SAROJ BHARTIA	34	0.00%	0.00%	-	0.00%	0.00%	34	0.00%	0.00%
SAVITRI DEVI JINDAL	1,863	0.02%	0.02%	-	0.00%	0.00%	1,863	0.02%	0.02%
SHRADHA JATIA	1,257	0.01%	0.01%	-	0.00%	0.00%	1,257	0.01%	0.01%
SK JINDAL & SONS HUF	1,447	0.01%	0.01%	-	0.00%	0.00%	1,447	0.01%	0.01%
SJD Advisory Services Private Limited	100	0.00%	0.00%	-	0.00%	0.00%	100	0.00%	0.00%
SMINU JINDAL	1,381	0.01%	0.01%	-	0.00%	0.00%	1,381	0.01%	0.01%
TANVI JINDAL	100	0.00%	0.00%	-	0.00%	0.00%	100	0.00%	0.00%
TARINI JINDAL	100	0.00%	0.00%	-	0.00%	0.00%	100	0.00%	0.00%
TRIPTI JINDAL	1,256	0.01%	0.01%	-	0.00%	0.00%	1,256	0.01%	0.01%
URVI JINDAL	1,256	0.01%	0.01%	-	0.00%	0.00%	1,256	0.01%	0.01%
Unity Advisory Services Private Limited	100	0.00%	0.00%	-	0.00%	0.00%	100	0.00%	0.00%
VINAMRA CONSULTANCY PRIVATE LIMITED	10,56,249	9.52%	9.52%	-	0.00%	0.00%	10,56,249	9.52%	9.52%
VIRTUOUS TRADECORP PRIVATE LIMITED	8,22,673	7.41%	7.41%	-	0.00%	0.00%	8,22,673	7.41%	7.41%
Total (C)	59,94,584	54.01%	54.01%	-	0.00%	0.00%	59,94,584	54.01%	54.01%
Total (A)+(B)+(C)	68,17,258	61.42%	61.42%	-	0.00%	0.00%	68,17,258	61.42%	61.42%

For Sahyog Holdings Private Limited

Name: Sriram K. S. N.
Designation: Director

For Strata Multiventures Private Limited

Name: Sanjay Gupta
Designation: Director