


Introductory sub-table (I)(a)			
Name of the Company: Everonn Education Limited		30th Sep 2015	
Scrip Code: 532876	Symbol-EVERONN	Class of security: Equity	
<b>Partly paid-up shares:-</b>	<b>No. of partly paid-up shares</b>	<b>As a % of total no. of partly paid-up shares</b>	<b>As a % of total no. of shares of the company</b>
Held by promoter/promoter group	NIL	NIL	NIL
Held by public	NIL	NIL	NIL
<b>Total - D</b>	NIL	NIL	NIL
<b>Outstanding convertible securities:-</b>	<b>No. of outstanding securities</b>	<b>As a % of total no. of outstanding convertible securities</b>	<b>As a % of total no. of shares of the company, assuming full conversion of the convertible securities</b>
Held by promoter/promoter group	NIL	NIL	NIL
Held by public	NIL	NIL	NIL
<b>Total - E</b>	NIL	NIL	NIL
<b>Warrants:-</b>	<b>No. of warrants</b>	<b>As a % of total no. of warrants</b>	<b>As a % of total no. of shares of the company, assuming full conversion of warrants</b>
Held by promoter/promoter group			
Held by public	NIL	NIL	NIL
<b>Total - F</b>	NIL	NIL	NIL
<b>Total paid-up capital of the company, assuming full conversion of warrants and convertible securities</b>	<b>2,40,52,414</b>		



Statement Showing Shareholding Pattern									
Name of the Company :		EVERONN EDUCATION LIMITED							
Scrip Code: 532876							Symbol: EVERONN		
			Table (I)(a)						
Category code	Category of Shareholder	Number of Shareholders	Total number of shares	Number of shares held in dematerialized form	Total shareholding as a percentage of total number of shares		Shares Pledged or otherwise encumbered		
					As a percentage of (A+B)I	As a percentage of (A+B+C)	Number of shares	As a percentage (IX)= (VIII)/(IV)*100	
(I)	(II)	(III)	(IV)	(V)	(VI)	(VII)	(VIII)	(IX)= (VIII)/(IV)*100	
<b>(A)</b>	<b>Shareholding of Promoter and Promoter Group<sup>2</sup></b>								
<b>1</b>	<b>Indian</b>								
(a)	Individuals/ Hindu Undivided Family	-	-	-	-	-	-	-	
(b)	Central Government/ State Government(s)	-	-	-	-	-	-	-	
(c)	Bodies Corporate	2	6,582,197	6,582,197	27.37	27.37	6,582,197	100.00	
(d)	Financial Institutions/ Banks	-	-	-	-	-	-	-	
(e)	Any Others(Specify)	-	-	-	-	-	-	-	
(e-i)									
(e-ii)									
	<b>Sub Total(A)(1)</b>	<b>2</b>	<b>6,582,197</b>	<b>6,582,197</b>	<b>27.37</b>	<b>27.37</b>	<b>6,582,197</b>	<b>100.00</b>	
<b>2</b>	<b>Foreign</b>								
a	Individuals (Non-Residents Individuals/ Foreign Individuals)	2	1,204,071	1,204,071	5.01	5.01	0.00	0.00	
b	Bodies Corporate	2	7,112,082	7,112,082	29.57	29.57	0.00	0.00	
c	Institutions	-	-	-	-	-	-	-	
d	Any Others(Specify)	-	-	-	-	-	-	-	
	<b>Sub Total(A)(2)</b>	<b>4</b>	<b>8,316,153</b>	<b>8,316,153</b>	<b>34.58</b>	<b>34.58</b>	<b>0.00</b>	<b>0.00</b>	
	<b>Total Shareholding of Promoter and Promoter Group (A)= (A)(1)+(A)(2)</b>	<b>6</b>	<b>14,898,350</b>	<b>14,898,350</b>	<b>61.94</b>	<b>61.94</b>	<b>6,582,197</b>	<b>44.18</b>	
<b>(B)</b>	<b>Public shareholding</b>								
<b>1</b>	<b>Institutions</b>								
(a)	Mutual Funds/ UTI	-	-	-	-	-	-	-	
(b)	Financial Institutions / Banks	1	368,301	368,301	1.53	1.53	0.00	0.00	
(c)	Central Government/ State Government(s)	-	-	-	-	-	-	-	
(d)	Venture Capital Funds	-	-	-	-	-	-	-	
(e)	Insurance Companies	-	-	-	-	-	-	-	
(f)	Foreign Institutional Investors	2	177,788	177,788	0.74	0.74	0.00	0.00	
(g)	Foreign Venture Capital Investors	-	-	-	-	-	-	-	
(h)	Any Other (specify)	-	-	-	-	-	-	-	
	<b>Sub-Total (B)(1)</b>	<b>3</b>	<b>546,089</b>	<b>546,089</b>	<b>2.27</b>	<b>2.27</b>	<b>0.00</b>	<b>0.00</b>	



<b>B 2</b>	<b>Non-institutions</b>				-	-		
(a)	Bodies Corporate*	519	1,205,060	1,205,060	5.01	5.01	0.00	0.00
(b)	Individuals					-	-	-
I	Individuals -i. Individual shareholders holding nominal share capital up to Rs 1 lakh	34,215	5,678,842	5,678,135	23.61	23.61	0.00	0.00
II	ii. Individual shareholders holding nominal share capital in excess of Rs. 1 lakh.	33	1,109,278	1,109,278	4.61	4.61	0.00	0.00
(c)	Any Other (specify)					-	-	-
(c-i)	Clearing members	56	53,176	53,176	0.22	0.22	0.00	0.00
(c-ii)	Foreign Nationals	-	-	-	-	-	-	-
(c-iii)	Trusts	1	100	100	0.00	0.00	0.00	0.00
(c-iv)	HUF	955	326,965	326,965	1.36	1.36	0.00	0.00
(c-v)	Non resident indians	279	233,954	233,954	0.97	0.97	0.00	0.00
(c-vii)	Everonn Education Ltd - Unclaimed Securities Suspense Account	1	600	600	0.00	0.00	0.00	0.00
(c-viii)	Other Foreign Investors							
		-	-	-	-	-	-	-
	<b>Sub-Total (B)(2)</b>	<b>36,059</b>	<b>8,607,975</b>	<b>8,607,268</b>	<b>35.79</b>	<b>35.79</b>	<b>0.00</b>	<b>0.00</b>
<b>(B)</b>	<b>Total Public Shareholding (B)= (B)(1)+(B)(2)</b>	<b>36,062</b>	<b>9,154,064</b>	<b>9,153,357</b>	<b>38.06</b>	<b>38.06</b>	<b>0</b>	<b>0</b>
	<b>TOTAL (A)+(B)</b>	<b>36,068</b>	<b>24,052,414</b>	<b>24,051,707</b>	<b>100.00</b>	<b>100.00</b>	<b>6,582,197</b>	<b>27.37</b>
<b>(C)</b>	<b>Shares held by Custodians and against which Depository Receipts have been issued</b>							
1	Promoter and Promoter Group	-	-	-	-	-	-	-
2	Public	-	-	-	-	-	-	-
	<b>Sub-Total (C)</b>	<b>-</b>	<b>-</b>	<b>-</b>	<b>-</b>	<b>-</b>	<b>-</b>	<b>-</b>
	<b>GRAND TOTAL (A)+(B)+(C)</b>	<b>36,068</b>	<b>24,052,414</b>	<b>24,051,707</b>	<b>100.00</b>	<b>100.00</b>	<b>6,582,197</b>	<b>27.37</b>




Sr. No.	Name of the shareholder	Details of Shares held		Encumbered shares (*)			Details of warrants		Details of convertible securities		Total shares (including underlying shares assuming full conversion of warrants and convertible securities) as a % of diluted share capital#
		Number of shares held	As a % of grand total (A)+(B)+(C)	No.	As a percentage	As a % of grand total (A)+(B)+(C) of sub-clause (I)(a)	Number of warrants held	As a % total number of warrants of the same class	Number of convertible securities held	As a % total number of convertible securities of the same class	
(i)	(ii)	(iii)	(iv)	(v)	(vi)=(v)/(iii)*100	(vii)	(viii)	(ix)	(x)	(xi)	(xii)
1	Varkey Group Limited	2,618,120	10.89	-	-	-	-	-	-	-	10.89
2	Gems Education Asia 1 Limited	4,493,962	18.68	-	-	-	-	-	-	-	18.68
3	The Concorde Residential Schools (Kerala) Private Limited	3,275,606	13.62	3,275,606	100.00	13.62	-	-	-	-	13.62
4	SKIL Infrastructure Ltd	3,306,591	13.75	3,306,591	100.00	13.75	-	-	-	-	13.75
5	Sunny Varkey	577,687	2.40	-	-	-	-	-	-	-	2.40
6	Sherly Varkey	626,384	2.60	-	-	-	-	-	-	-	2.60
	<b>TOTAL</b>	<b>14,898,350</b>	<b>61.94</b>	<b>6,582,197</b>	<b>44.18</b>	<b>27.37</b>	-	-	-	-	<b>61.94</b>

(\* The term "encumbrance" has the same meaning as assigned to it in regulation 28(3) of the SAST Regulations, 2011




<b>(I)(c)(i) Statement showing holding of securities (including shares, warrants, convertible securities) of persons belonging to the category "Public" and holding more than 1% of the total number of shares</b>								
Sr. No.	Name of the shareholder	Number of shares held	Shares as a percentage of total number of shares {i.e., Grand Total (A)+(B)+(C) indicated in Statement at para (I)(a) above}	Details of warrants		Details of convertible securities		Total shares (including underlying shares assuming full conversion of warrants and convertible securities) as a % of diluted share capital
				Number of warrants held	As a % total number of warrants of the same class	Number of convertible securities held	% w.r.t total number of convertible securities of the same class	
1	P. K. PADMANABHAN	462,000	1.92	-	-	-	-	1.92
2	ICICI BANK LTD	368,301	1.53					1.53
<b>TOTAL</b>		<b>830,301</b>	<b>3.45</b>	<b>-</b>	<b>-</b>	<b>-</b>	<b>-</b>	<b>3.45</b>




<b>(I)(c)(ii) Statement showing holding of securities (including shares, warrants, convertible securities) of persons (together with PAC) belonging to the category "Public" and holding more than 5% of the total number of shares of the company</b>								
Sr. No.	Name(s) of the shareholder(s) and the Persons Acting in Concert (PAC) with them	Number of shares	Shares as a percentage of total number of shares {i.e., Grand Total (A)+(B)+(C) indicated in Statement at para (I)(a) above}	Details of warrants		Details of convertible securities		Total shares (including underlying shares assuming full conversion of warrants and convertible securities) as a % of diluted share capital
				Number of warrants	As a % total number of warrants of the same class	Number of convertible securities held	% w.r.t total number of convertible securities of the same class	
<b>Note:</b>								



<b>(I)(d) Statement showing details of locked-in shares</b>			
Sr. No.	Name of the shareholder	Number of locked-in shares	Locked-in shares as a percentage of total number of shares {i.e., Grand Total (A)+(B)+(C) indicated in Statement at para (I)(a) above}
1	The Concorde Residential Schools (Kerala) Private Limited	2,185,606	9.09
<b>TOTAL</b>		<b>2,185,606</b>	<b>9.09</b>



<b>(II)(a) Statement showing details of Depository Receipts (DRs)</b>				
Sr. No.	Type of outstanding DR (ADRs, GDRs, SDRs, etc.)	Number of outstanding DRs	Number of shares underlying outstanding DRs	Shares underlying outstanding DRs as a percentage of total number of shares {i.e., Grand Total (A)+(B)+(C) indicated in Statement at para (I)(a) above}
1	NIL	-	-	-
<b>TOTAL</b>		<b>-</b>	<b>-</b>	<b>-</b>



<b>(II)(b) Statement showing holding of Depository Receipts (DRs), where underlying shares held by "promoter/promoter group" are in excess of 1% of the total number of shares</b>				
Sr. No.	Name of the DR Holder	Type of outstanding DR (ADRs, GDRs, SDRs, etc.)	Number of shares underlying outstanding DRs	Shares underlying outstanding DRs as a percentage of total number of shares {i.e., Grand Total (A)+(B)+(C) indicated in Statement at para (I)(a) above}
1	NIL	-	-	-
<b>TOTAL</b>			-	-

