


Introductory sub-table (I)(a)

Name of the Company : ADITYA BIRLA CHEMICALS (INDIA) LIMITED			
Scrip Code : 500057			
Name of the scrip : ABCIL			
Class of security : EQUITY			
Quarter ended : 30.09.2015			
Partly paid-up shares:-	No. of partly paid-up shares	As a % of total no. of partly paid-up shares	As a % of total no. of shares of the company
Held by promoter/promoter group	0	0.00	0.00
Held by public	0	0.00	0.00
Total	0	0.00	0.00
Outstanding convertible securities:-	No. of outstanding securities	As a % of total no. of outstanding convertible securities	As a % of total no. of shares of the company, assuming full conversion of the convertible securities
Held by promoter/promoter group	0	0.00	0.00
Held by public	0	0.00	0.00
Total	0	0.00	0.00
Warrants:-	No. of warrants	As a % of total no. of warrants	As a % of total no. of shares of the company, assuming full conversion of warrants
Held by promoter/promoter group	0	0.00	0.00
Held by public	0	0.00	0.00
Total	0	0.00	0.00
Total paid-up capital of the company, assuming full conversion of warrants and convertible securities	Rs.233865000/- (23386500 shares of Rs.10/- each)		



Statement Showing Shareholding Pattern								
Category code	Category of Shareholder	Number of Shareholders	Table (I)(a)		Total shareholding as a percentage of total number of shares		Shares Pledged or otherwise encumbered	
			Total number of shares	Number of shares held in dematerialized form	As a percentage of (A+B) ¹	As a percentage of (A+B+C)	Number of shares	As a percentage
(I)	(II)	(III)	(IV)	(V)	(VI)	(VII)	(VIII)	(IX)= (VIII)/(IV)*100
(A)	Shareholding of Promoter and Promoter Group²						N.A	N.A
1	Indian							
(a)	Individuals/ Hindu Undivided Family							
(b)	Central Government/ State Government(s)							
(c)	Bodies Corporate	3	13169987	13169987	56.31	56.31		
(d)	Financial Institutions/ Banks							
(e)	Any Others(Specify)							
(e-i)								
(e-ii)								
	Sub Total(A)(1)	3	13169987	13169987	56.31	56.31	0	0.00
2	Foreign							
(a)	Individuals (Non-Residents Individuals/ Foreign Individuals)							
(b)	Bodies Corporate							
(c)	Institutions							
(d)	Qualified Foreign Investor							
(e)	Any Others(Specify)							
(e-i)								
(e-ii)								
	Sub Total(A)(2)	0	0	0	0.00	0.00	0	0.00
	Total Shareholding of Promoter and Promoter Group (A)= (A)(1)+(A)(2)	3	13169987	13169987	56.31	56.31	0	0.00
(B)	Public shareholding						N.A	N.A
1	Institutions							
(a)	Mutual Funds/ UTI	4	1500	0	0.01	0.01		
(b)	Financial Institutions/ Banks	6	4861	2511	0.02	0.02		
(c)	Central Government/ State Government(s)	2	2032000	2028000	8.69	8.69		
(d)	Venture Capital Funds							
(e)	Insurance Companies							
(f)	Foreign Institutional Investors	3	3474048	3474048	14.85	14.85		
(g)	Foreign Venture Capital Investors							
(h)	Qualified Foreign Investor							
(i)	Any Other (specify)							
(i-i)								
(i-ii)								
	Sub-Total (B)(1)	15	5512409	5504559	23.57	23.57	0	0.00


B 2	Non-institutions								
(a)	Bodies Corporate	256	718814	714263	3.07	3.07		N.A	N.A
(b)	Individuals								
I	Individuals -i. Individual shareholders holding nominal share capital up to Rs 1 lakh	9667	2590746	2284011	11.08	11.08			
II	ii. Individual shareholders holding nominal share capital in excess of Rs. 1 lakh.	43	1196121	1196121	5.11	5.11			
(c)	Qualified Foreign Investor								
(d)	Any Other (specify)								
(d-i)	NRI	119	79026	77526	0.34	0.34			
(d-ii)	Trust	1	104000	104000	0.44	0.44			
(d-iii)	Foreign Portfolio Investor	1	1228	1228	0.01	0.01			
(d-iv)	Clearing Member	46	14169	14169	0.06	0.06			
	Sub-Total (B)(2)	10133	4704104	4391318	20.11	20.11	0	0.00	
(B)	Total Public Shareholding (B)= (B)(1)+(B)(2)	10148	10216513	9895877	43.69	43.69	0	0.00	
	TOTAL (A)+(B)	10151	23386500	23065864	100.00	100.00	0	0.00	
(C)	Shares held by Custodians and against which Depository Receipts have been issued								
1	Promoter and Promoter Group								
2	Public								
	Sub-Total (C)	0	0	0	0.00	0.00	0	0.00	
	GRAND TOTAL (A)+(B)+(C)	10151	23386500	23065864	100.00	100.00	0	0.00	



(1)(b) Statement showing holding of securities (including shares, warrants, convertible securities) of persons belonging to the category "Promoter and Promoter Group"


Sr. No.	Name of the shareholder	Details of Shares held		Encumbered shares (*)			Details of warrants		Details of convertible securities		Total shares (including underlying shares assuming full conversion of warrants and convertible securities)
		Number of shares held	As a % of grand total (A) ÷(B)+(C)	No.	As a percentage	As a % of grand total (A)+ (B)+(C) of sub-clause (I)(a.)	Number of warrants held	As a % total number of warrants of the	Number of convertible securities held	As a % total number of convertible securities of the same	
(ii)		(iii)	(iv)	(v)	$[V] = [VI]/[III]*100$	(vi)	(vii)	(ix)	(x)	(xi)	
1	Hindalco Industries Ltd.	12004987	51.33	0	0.00	0.00	0	0.00	0	0.00	51.33
2	Renuka Investment & Finance Ltd.	775000	3.31	0	0.00	0.00	0	0.00	0	0.00	3.31
3	Pilani Investment And Industries Corporation Ltd.	390000	1.67	0	0.00	0.00	0	0.00	0	0.00	1.67
	TOTAL	13169987	56.31	0	0.00	0.00	0	0.00	0	0.00	56.31

(*) The term "encumbrance" has the same meaning as assigned to it in regulation 28(3) of the SAST Regulations, 2011




(I)(c)(i) Statement showing holding of securities (including shares, warrants, convertible securities) of persons belonging to the category "Public" and holding more than 1% of the total number of shares

Sr. No.	Name of the shareholder	Number of shares held	Shares as a percentage of total number of shares (i.e., Grand Total (A)+(B)+(C) indicated in Statement at para (I)(a) above)	Details of warrants		Details of convertible securities		Total shares (including underlying shares assuming full conversion of warrants and convertible securities) as a % of diluted share capital
				Number of warrants held	As a % total number of warrants of the same class	Number of convertible securities held	% w.r.t total number of convertible securities of the same	
1	Fidelity Puritan Trust- Fidelity Low-Priced Stock Fund	2300000	9.83	0	0.00	0	0.00	9.83
2	Bihar State Industrial Development Corporation Ltd.	2028000	8.67	0	0.00	0	0.00	8.67
3	Citigroup Global Markets Mauritius Private Limited	592000	2.53	0	0.00	0	0.00	2.53
4	Morgan Stanley Asia (Singapore) PTE.	582048	2.49	0	0.00	0	0.00	2.49
5	Globe Capital Market Ltd. (*)	284843	1.22	0	0.00	0	0.00	1.22
	Note : (*) - More than one folio clubbed							
	TOTAL	5786891	24.74	0	0.00	0	0.00	24.74




(I)(c)(ii) Statement showing holding of securities (including shares, warrants, convertible securities) of persons (together with PAC) belonging to the category "Public" and holding more than 5% of the total number of shares of the company

Sr. No.	Name(s) of the shareholder(s) and the Persons Acting in Concert (PAC) with them	Number of shares	Shares as a percentage of total number of shares {i.e., Grand Total (A)+(B)+(C) indicated in Statement at para (D)(a) above}	Details of warrants		Details of convertible securities		Total shares (including underlying shares assuming full conversion of warrants and convertible securities) as a % of diluted share capital
				Number of warrants	As a % total number of warrants of the same class	Number of convertible securities held	% w.r.t total number of convertible securities of the same class	
1	Fidelity Puritan Trust- Fidelity Low-Priced Stock Fund	2300000	9.83	0	0.00	0	0.00	9.83
2	Bihar State Industrial Development Corporation Ltd.	2028000	8.67	0	0.00	0	0.00	8.67
TOTAL		4328000	18.51	0	0.00	0	0.00	18.51




(I)(d) Statement showing details of locked-in shares

Sr. No.	Name of the shareholder	Number of locked-in shares	Locked-in shares as a percentage of total number of shares (i.e., Grand Total (A)+(B)+(C) indicated in Statement at para (I)(a) above)	Promoter/ Promoter Group/ Public
1	NIL	0	0.00	
TOTAL		0	0.00	



(II)(a) Statement showing details of Depository Receipts (DRs)

Sr. No.	Type of outstanding DR (ADRs, GDRs, SDRs, etc.)	Number of outstanding DRs	Number of shares underlying outstanding DRs	Shares underlying outstanding DRs as a percentage of total number of shares {i.e., Grand Total (A)+(B)+(C) indicated in Statement at para (I)(a) above}
1	N.A	N.A		0.00
TOTAL		0	0	0.00



(II)(b) Statement showing holding of Depository Receipts (DRs), where underlying shares held by "promoter/promoter group" are in excess of 1% of the total number of shares

Sr. No.	Name of the DR Holder	Type of outstanding DR (ADRs, GDRs, SDRs, etc.)	Number of shares underlying outstanding DRs	Shares underlying outstanding DRs as a percentage of total number of shares {i.e., Grand Total (A)+(B)+(C) indicated in Statement at para (I)(a) above}
1	N.A	N.A		0.00
TOTAL			0	0.00

