


Name of the Company: FLUIDOMAT LIMITED
 Scrip Code, Name of the scrip, class of security:522017
 Quarter ended:30/06/2015

Partly paid-up shares:-	No. of partly paid-up shares	As a % of total no. of partly paid-up shares	As a % of total no. of partly paid-up shares
Held by promoter/promoter group			
Held by public	0	0	0
Total - D	0	0	0

Outstanding convertible securities:-	No. of outstanding securities	As a % of total no. of outstanding convertible securities	As a % of total no. of shares of the company, assuming full conversion of the convertible securities
Held by promoter/promoter group	0	0	0.00
Held by public	0	0	0.00
Total - E	0	0	0.00

Warrants:-	No. of warrants	As a % of total no.	As a % of total no. of shares of the company, assuming full conversion of warrants
Held by promoter/promoter group	0	0	0.00
Held by public	0	0	0.00
Total - F	0	0	0.00
Total paid-up capital of the company, assuming full conversion of warrants and convertible securities (Grand Total (A+B+C)+ D+E+F) 4927000			



FLUIDOMAT LIMITED

STATEMENT SHOWING SHAREHOLDING PATTERN AS ON 30/06/2015

CATEGORY OF SHARES HOLDER	No Of Shares Holders	Total Share	Demat Shares	Total Shareholding as a percentage of total number of shares		Shares Pledged or otherwise encumbered	
				TOTAL % (A+B)	OF (A+B+C)	No Of Shares	As a %
(A). SHARE HOLDING OF PROMOTER AND PROMOTER GROUP.							
1. INDIAN	10	2624731	2624731	53.27	53.27	0	0
(A) INDIVIDUALS/HINDU UNDIVIDEDE FAMILY.							
(B) CENTRAL GOVT./STATE GOVT.							
(C) BODIES CORPORATE							
(D) FINANCIAL INSTITUTION/BANKS							
(E) ANY OTHER (SPECIFY)							
SUB-TOTAL (A) (1)	10	2624731	2624731	53.27	53.27	0	0

2. FOREIGN

- (A) INDIVIDUALS (NON-RESIDENT)/ FOREIGN INDIVIDUALS.
- (B) BODIES CORPORATE
- (C) INSTITUTIONS
- (D) ANY OTHER (SPECIFY)

SUB-TOTAL (A) (2)

SUB-TOTAL (A1) +(A2)

10	2624731	2624731	53.27	53.27	0	0
-----------	----------------	----------------	--------------	--------------	----------	----------

(B). PUBLIC SHARE HOLDING

1. INSTITUTIONS


- (A) MUTUAL FUNDS/UTI.
- (B) FINANCIAL INSTITUTION/BANKS
- (C) CENTRAL GOVT./STATE GOVT.(S)
- (D) VENTURE CAPITAL FUNDS
- (E) INSURANCE COMPANIES
- (F) FOREIGN INSTITUTIONAL INVESTORS
- (G) FOREIGN VETNURE CAPITAL INVESTORS

3	55421	55421	1.12	1.12		
1	500	500	0.01	0.01		
2	59281	59281	1.20	1.20		

[Handwritten Signature]



CATEGORY OF SHARES HOLDER	No Of Shares Holders	Total Share	Demat Shares	Total Shareholding as a percentage of total number of shares		Shares Pledged or otherwise encumbered No Of Shares	As a %
				TOTAL % OF (A+B)	OF (A+B+C)		
(H) ANY OTHER (SPECIFY)							
SUB-TOTAL (B) (1)	6	115202	115202	2.34	2.34		
2. NON-INSTITUTIONS							
(A) BODIES CORPORATE	106	163169	160269	3.31	3.31		
(B) INDIVIDUALS -							
i. INDIVIDUALS SHARE HOLDERS HOLDING NOMINAL SHARE CAPITAL UPTO RS.1 LAKH.	6626	1472909	1074253	29.89	29.89		
ii. INDIVIDUALS SHARE HOLDERS HOLDING NOMINAL SHARE CAPITAL IN EXCESS RS.1 LAKH.	10	375976	375976	7.63	7.63		
(C) ANY OTHER (NRI & OCB)	207	172174	169674	3.49	3.49		
(D) ANY OTHER (CLEARING MEMBER)	20	2839	2839	0.06	0.06		
SUB-TOTAL (B) (2)	6969	2187067	1783011	44.39	44.39		
SUB-TOTAL (B1) +(B2)	6975	2302269	1898213	46.73	46.73		
TOTAL (A) + (B)	6985	4927000	4522944	100.00	100.00	0	0.00
(C). SHARE HELD BY CUSTODIANS AGAINST WHICH DEPOSITORY RECEIPTS HAVE BEEN ISSUED:							
1. PROMOTER AND PROMOTER GROUP							
2. PUBLIC							
SUB-TOTAL (C)	0	0	0	100.00	100.00	0	0.00
GRAND TOTAL (A+B+C) :	6985	4927000	4522944	100.00	100.00	0	0.00



FLUIDOMAT LIMITED (B)-(STATEMENT SHOWING HOLDING OF SECURITIES (INCLUDING SHARES, WARRANTS, CONVERTIBLE SECURITIES) OF PERSONS BELONGING TO THE CATEGORY "PROMOTER AND PROMOTER GROUP")

** STATEMENT SHOWING SHARE HOLDING AS ON 30 June 2015

Page 1 of 1

FNO	NAME	Total Shares Held		Shares Pledged or otherwise encumbered		Detail of Warrants		Detail of Convertible Securities		Total Shares (including underlying share conversion of warrants and convertible securities) as a % of diluted shares capital
		SHARES	PERCENT	Number	As a %	As a % of Grand Total	WARRANT	PERCENT	CONVERTIBLE SECURITIES	
IN30047640476528	KUNAL JAIN	1160630	23.56	0	0	0	0.00	0	0.00	23.56
IN30154914594987	ASHOK JAIN	929696	18.87	0	0	0	0.00	0	0.00	18.87
IN30047640491805	PRAMILA JAIN	210268	4.27	0	0	0	0.00	0	0.00	4.27
IN30021413263373	ASHOK JAIN	88500	1.80	0	0	0	0.00	0	0.00	1.80
120200000367281	ASHOK JAIN	88256	1.79	0	0	0	0.00	0	0.00	1.79
IN30109810389303	MADANBAI SHANTILAL KOTHARI	52200	1.06	0	0	0	0.00	0	0.00	1.06
IN30021411790734	SANDEEP SHARMA	31730	0.64	0	0	0	0.00	0	0.00	0.64
IN30109810106158	KAVITA S KOTHARI	27300	0.55	0	0	0	0.00	0	0.00	0.55
IN30109810106166	SURENDRA SHANTILAL KOTHARI	18650	0.38	0	0	0	0.00	0	0.00	0.38
1201060800104835	KUNAL JAIN	17501	0.36	0	0	0	0.00	0	0.00	0.36
TOTAL CASES :	10	TOTAL SHARES :	2624731	53.27	0	0.00	0	0.00	0	53.27



FLUIDOMAT LIMITED I(C)(i)-(STATEMENT SHOWING HOLDING OF SECURITIES (INCLUDING SHARES, WARRANTS, CONVERTIBLE SECURITIES) OF PERSONS BELONGING TO THE CATEGORY "PUBLIC" AND HOLDING MORE THEN 1% OF THE TOTAL NUMBER OF SHARES)

** STATEMENT SHOWING SHARE HOLDING AS ON 30 June 2015

FNO	NAME	Total Shares Held	Details of Warrants	Convertible Securities	SECURITIES	PERCENT	WARRANT	PERCENT	CONVERTIBLE	PERCENT	Total Shares (including underlying share assuming full conversion of warrants and convertible securities) as a % of diluted shares capital
SHARES	PERCENT	WARRANT	PERCENT	SECURITIES	PERCENT	WARRANT	PERCENT	SECURITIES	PERCENT	WARRANT	PERCENT
1202000000000029	SUNIL MILPACHAND JAIN	136000	2.76	0	0.00	0	0.00	0	0.00	0	2.76
12036000000907158	CHHAYALATA JAICHAND PATNI	110603	2.24	0	0.00	0	0.00	0	0.00	0	2.24
TOTAL CASES : 2		TOTAL SHARES :		246603	5.01	0	0.00	0	0.00	0	5.01




FLUIDOMAT LIMITED I(C)(ii)-(STATEMENT SHOWING HOLDING OF SECURITIES (INCLUDING SHARES, WARRANTS, CONVERTIBLE SECURITIES) OF PERSONS (TOGETHER WITH PAC) BELONGING TO THE CATEGORY "PUBLIC" AND HOLDING MORE THEN 5% OF THE TOTAL NUMBER OF SHARES OF THE COMPANY)
 *** STATEMENT SHOWING SHARE HOLDING AS ON 30 June 2015

GR ID	FNO	NAME	Total Shares Held	Details of Warrants	Convertible Securities	Total Shares (including underlying share assuming full conversion of warrants and convertible securities) as a % of diluted shares capital	
			SHARES PERCENT	WARRANT PERCENT	CONVERTIBLE PERCENT SECURITIES		
		----N.A,----	0	0	0	0	
			0	0	0	0.00	
			TOTAL SHARES :				
			0.00				



FLUIDOMAT LIMITED I(D)-(STATEMENT SHOWING LOCKED-IN SHARE)
 ** STATEMENT SHOWING SHARE HOLDING AS ON 30 June 2015

FNO	NAME	CATEGORY	LOCKED SHARES	PERCENT
	----N.A,----		0	0
TOTAL CASES : 0			0	0.00



FLUIDOMAT LIMITED II(A)-(STATEMENT SHOWING DEPOSITORY RECEIPTS)

TYPE OF OUTSTANDING DR	NO.OF OUTSTANDING DR	NO.OF SHARES UNDELYING OUTSTANDING DR'S	PERCENT
---------------------------	-------------------------	--	---------

----N.A.---- 0

FLUIDOMAT LIMITED II(B)-(STATEMENT DEPOSITORY RECEIPTS OF SHARES > 1%)

NAME OF DR HOLDER	TYPE OF OUTSTANDING DR	NO.OF SHARES UNDELYING OUTSTANDING DR'S	PERCENT
----------------------	---------------------------	--	---------

----N.A.----

0

