

Indoco Remedies Limited


I/(a) <u>Statement showing Shareholding Pattern</u>			
Name of the Company: Indoco Remedies Limited			
Scrip Code, Name of the scrip, class of security: INDOCO EQ (BSE), Indoco Remedies Ltd., Equity			
Quarter ended: June 30, 2015			
Partly paid-up shares:-	No. of partly paid-up shares	As a % of total no. of partly paid-up Shares	As a % of total no. of shares of the company
Held by promoter/promoter group	Nil	Nil	Nil
Held by public	Nil	Nil	Nil
Total	Nil	Nil	Nil
Outstanding convertible securities:-	No. of outstanding securities	As a % of total no. of outstanding convertible securities	As a % of total no. of shares of the company, assuming full conversion of the convertible securities
Held by promoter/promoter group	Nil	Nil	Nil
Held by public	Nil	Nil	Nil
Total	Nil	Nil	Nil
Warrants:-	No. of warrants	As a % of total no. of warrants	As a % of total no. of shares of the company, assuming full conversion of Warrants
Held by promoter/promoter group	Nil	Nil	Nil
Held by public	Nil	Nil	Nil
Total	Nil	Nil	Nil
Total paid-up capital of the company, assuming full conversion of warrants and convertible securities			92150355




Indoco Remedies Limited									
(I)	(II)	(III)	(IV)	(V)	As a percentage of (A+B) (VI)	As a percentage of (A+B+C) (VII)	Number of shares (VIII)	As a percentage (IX) = (VIII)/(IV)*100	
(A)	PROMOTER AND PROMOTER GROUP								
[1]	INDIAN								
	INDIVIDUALS / HINDU UNDIVIDED FAMILY	14	19851714	19851714	21.54	21.54			
	CENTRAL GOVERNMENT / STATE GOVERNMENT(S)	0	0	0	0	0			
	BODIES CORPORATE	3	15771755	15771755	17.12	17.12			
	FINANCIAL INSTITUTIONS / BANKS	0	0	0	0	0			
	ANY OTHER (SPECIFY)	0	0	0	0	0			
	PERSONS ACTING IN CONCERT	12	18975180	18975180	20.59	20.59			
	Sub Total	29	54598649	54598649	59.25	59.25			



[2]	FOREIGN										
	INDIVIDUALS (NON-RESIDENT INDIVIDUALS / FOREIGN INDIVIDUALS)	0	0	0							
	BODIES CORPORATE	0	0	0							0
	INSTITUTIONS	0	0	0							0
	QUALIFIED FORE. INVESTOR-CORPORATE	0	0	0							0
	QUALIFIED FORE. INVESTOR-IND	0	0	0							0
	ANY OTHER (SPECIFY)	0	0	0							0
	Sub Total	0	0	0							0
	Total (A)	29	54598649	54598649							59.25
(B)	PUBLIC SHAREHOLDING										
[1]	INSTITUTIONS										
	MUTUAL FUNDS / UTI	25	9771904	9771904							10.6
	FINANCIAL INSTITUTIONS / BANKS	2	22048	22048							0.02
	CENTRAL GOVERNMENT / STATE GOVERNMENT(S)	0	0	0							0
	VENTURE CAPITAL FUNDS	0	0	0							0
	INSURANCE COMPANIES	0	0	0							0
	FOREIGN INSTITUTIONAL INVESTORS	31	7982344	7982344							8.66
	FOREIGN VENTURE CAPITAL INVESTORS	0	0	0							0
	QUALIFIED FORE. INVESTOR-CORPORATE	0	0	0							0
	QUALIFIED FORE. INVESTOR-IND	0	0	0							0
	Sub Total	58	17776296	17776296							19.29



[2]	NON-INSTITUTIONS							
	BODIES CORPORATE	297	2496530	2496530	2.71	2.71		
	INDIVIDUAL SHAREHOLDERS HOLDING							
	NOMINAL SHARE CAPITAL UPTO RS. 1	13412	7454841	6701546	8.09	8.09		
	INDIVIDUAL SHAREHOLDERS HOLDING							
	NOMINAL SHARE CAPITAL IN EXCESS OF	57	9112275	8349000	9.89	9.89		
	QUALIFIED FORE. INVESTOR-CORPORATE	0	0	0	0	0		
	QUALIFIED FORE. INVESTOR-IND	0	0	0	0	0		
	CLEARING MEMBER	105	113724	113724	0.12	0.12		
	FOREIGN PORTFOLIO INVESTOR							
	(CORPORATE)	3	383629	383629	0.42	0.42		
	FOREIGN PORTFOLIO INVESTOR							
	(INDIVIDUAL)	0	0	0	0	0		
	NON RESIDENT INDIANS (REPAT)	276	157052	157052	0.17	0.17		
	NON RESIDENT INDIANS (NON REPAT)	77	52859	52859	0.06	0.06		
	TRUSTS	1	4500	4500	0	0		
	Sub Total	14228	19775410	18258840	21.46	21.46		
	Total (B)	14286	37551706	36035136	40.75	40.75		
	Total (A)+(B)	14315	92150355	90633785	100	100		
(C)	AGAINST WHICH DEPOSITORY RECEIPTS HAVE BEEN ISSUED							
[1]	PROMOTER AND PROMOTER GROUP	0	0	0	0	0		
[2]	PUBLIC	0	0	0	0	0		
	Sub Total	0	0	0	0	0		
	Total (C)	0	0	0	0	0		
	Total (A)+(B)+(C)	14315	92150355	90633785	100	100		
GENERATED ON : 03/07/2015 NSDL : 30/06/2015 CDSL : 30/06/2015								




Indoco Remedies Limited

LINK INTIME

(1)(b) Statement Showing holding of securities (including shares, warrants, convertible securities) of persons belonging to the category "Promoter and Promoter Group".

Sr. No.	Name of the Shareholder	Details of Shares held		Encumbered shares			Details of Warrants		Details of convertible securities		Total shares (including under-lying shares assuming full conversion of warrants and convertible securities) as a % of diluted share capital
		No. of Shares held	As a % of grand total (A)+(B)+(C)	No.	As a percentage $\frac{(VI)-(V)}{(III)*100}$	As a % of grand total (A)+(B)+(C) of sub clause (i)(a)	Number of warrants held	As a % total number of warrants of the same class	Number of convertible securities held	As a % total number of convertible securities of the same class	
(i)	(ii)	(iii)	(iv)	(v)	(vi)	(vii)	(viii)	(ix)	(x)	(xi)	(xii)
1	SPA HOLDINGS PVT. LTD., AAACS0725P	18335000	19.90	0	0.00	0.00					
2	SHANTERI INVESTMENT PVT LTD AAACS6965K	15771755	17.12	0	0.00	0.00					
3	PANANDIKAR ADITI MILIND ACEPP3136G	5559013	6.03	0	0.00	0.00					




Indoco Remedies Limited

LINK INTIME

(1)(b) Statement showing holding of securities (including shares, warrants, convertible securities) of persons belonging to the category "Promoter and Promoter Group".

Sr. No.	Name of the Shareholder (II)	Details of Shares held		Encumbered shares			Details of Warrants		Details of convertible securities		Total shares (including under-lying shares assuming full conversion of warrants and convertible securities) as a % of diluted share capital (XII)
		No. of Shares held (III)	As a % of grand total (A)+(B)+(C) (IV)	No.	As a percentage (VI)-(V)/(III)*100 (VII)	As a % of grand total (A)+(B)+(C) of sub clause (i)(a) (VIII)	Number of warrants held (IX)	As a % total number of warrants of the same class (X)	Number of convertible securities held (XI)	As a % total number of convertible securities of the same class (XII)	
4	RAMANI MADHURA ANUP ACQP/K0583Q	5184079	5.83	0	0.00	0.00					
5	KARE ARUNA SURESH ACQP/K0584K	4774714	5.18	0	0.00	0.00					
6	KARE SURESH GOVIND ACQP/K0585J	4060408	4.41	0	0.00	0.00					



Indoco Remedies Limited

LINK INTIME

(f)(b) Statement Showing holding of securities (including shares, warrants, convertible securities) of persons belonging to the category "Promoter and Promoter Group".

Sr. No.	Name of the Shareholder	Details of Shares held		Encumbered shares			Details of Warrants		Details of convertible securities		Total shares (including under-lying shares assuming full conversion of warrants and convertible securities) as a % of diluted share capital (XII)
		No. of Shares held (III)	As a % of grand total (A)+(B)+(C) (IV)	No.	As a percentage $\frac{(VI)-(V)}{(III)} \times 100$ (VII)	As a % of grand total (A)+(B)+(C) of sub clause (i)(a)	Number of warrants held (VIII)	As a % total number of warrants of the same class (IX)	Number of convertible securities held (X)	As a % total number of convertible securities of the same class (XI)	
7	KARE SURESH GOVIND AADHS6651J	273500	0.30	0	0.00	0.00					
8	SUMAN PUNDALIK NAIK AAYPN2294D	240000	0.26	0	0.00	0.00					
9	LAXMI VASANT BAMBOLKAR AEPB2112F	144000	0.16	0	0.00	0.00					



Indoco Remedies Limited

LINK INTIME

(I)(b) Statement Showing holding of securities (including shares, warrants, convertible securities) of persons belonging to the category "Promoter and Promoter Group".

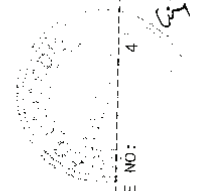
Sr. No.	Name of the Shareholder	Details of Shares held		Encumbered shares			Details of Warrants		Details of convertible securities		Total shares (including under-lying shares assuming full conversion of warrants and convertible securities) as a % of diluted share capital (XII)
		No. of Shares held (III)	As a % of grand total (A)+(B)+(C) (IV)	No. (V)	As a percentage (VI)=(V)/(III)*100 (VII)	As a % of grand total (A)+(B)+(C) of sub clause (I)(a) (VIII)	Number of warrants held (IX)	As a % total number of warrants of the same class (X)	Number of convertible securities held (XI)	As a % total number of convertible securities of the same class (XII)	
10	RAMNATH GOVIND KARE ADIPK8332J	61500	0.07	0	0.00	0.00	(IX)	(X)			
11	SHARDA RAMNATH KARE AFMPK4411L	57800	0.06	0	0.00	0.00					
12	VASANT CAMOTIM BAMBOLKAR AAEPB3905B	52875	0.06	0	0.00	0.00					

PRINTED ON: 06/07/2015

NSDL DATA: 30/06/2015

CDSL DATA: 30/06/2015

PAGE NO: 4



Indoco Remedies Limited

LINK INTIME

(i)(b) Statement Showing holding of securities (including shares, warrants, convertible securities) of persons belonging to the category "Promoter and Promoter Group"

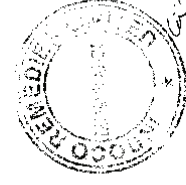
Sr. No.	Name of the Shareholder (II)	Details of Shares held		Encumbered shares			Details of Warrants		Details of convertible securities		Total shares (including under-lying shares assuming full conversion of warrants and convertible securities) as a % of diluted share capital (XII)
		No. of Shares held (III)	As a % of grand total (A)+(B)+(C) (IV)	No. (V)	As a percentage $\frac{(VI)-(V)}{(III)} \times 100$ (VII)	As a % of grand total (A)+(B)+(C) of sub clause (i)(a) (VIII)	Number of warrants held (IX)	As a % total number of warrants of the same class (X)	Number of convertible securities held (XI)	As a % total number of convertible securities of the same class (XII)	
13	ANUP PREMANAND RAMANI AADPR1448N	39337	0.04	0	0.00	0.00					
14	AJIT MADHUSUDAN VAIDYA AABPV6979N	26550	0.03	0	0.00	0.00					
15	RAJENDRAM PAI ADTPP8686K	10613	0.01	0	0.00	0.00					

Indoco Remedies Limited

LINK INTIME

(1)(b) Statement Showing holding of securities (including shares, warrants, convertible securities) of persons belonging to the category "Promoter and Promoter Group."

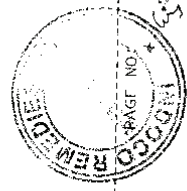
Sr. No.	Name of the Shareholder	Details of Shares held		Encumbered shares			Details of Warrants		Details of convertible securities		Total shares (including under-lying shares assuming full conversion of warrants and convertible securities) as a % of diluted share capital
		No. of Shares held	As a % of grand total (A)+(B)+(C)	No.	As a percentage $\frac{(VI)-(V)}{(III)*100}$	As a % of grand total (A)+(B)+(C) of sub clause (i)(a)	Number of warrants held	As a % total number of warrants of the same class	Number of convertible securities held	As a % total number of convertible securities of the same class	
(I)	(II)	(III)	(IV)	(V)	(VI) $\frac{(VI)-(V)}{(III)*100}$	(VII)	(VIII)	(IX)	(X)	(XI)	(XII)
16	MILIND S PANANDIKAR AADPP9343A	7500	0.01	0	0.00	0.00					
TOTAL:		54598649	59.25	0	0.00	0.00					



Indoco Remedies Limited

(1)(C)(i) Statement Showing holding of securities (including shares, warrants, convertible securities) of persons belonging to the category "Public" and holding more than 1% of the total number of shares.

Sr. No.	Name of the shareholder	Number of shares held	Shares as a percentage of total number of shares (i.e. Grand Total(A)+(B)+(C) indicated in Statement at para (1)(a)above)	Details of warrants		Details of convertible securities		Total shares (including under-lying shares assuming full conversion of warrants and convertible securities) as a % of diluted share capital
				Number of warrants held	As a % total number of warrants of the same class	Number of convertible securities held	% w.r.t total number of convertible securities of the same class	
1	BARING INDIA PRIVATE EQUITY FUND III LISTED INVESTMENTS LIMITED	3708301	4.02					
2	DSP BLACKROCK MICRO CAP FUND AAAJD0430B	3154917	3.42					
3	SBI MAGNUM MIDCAP FUND AABTS6407Q	1994877	2.16					



Indoco Remedies Limited

LINK INTIME

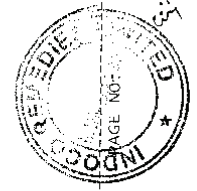
(1)(C)(i) Statement Showing holding of securities (including shares, warrants, convertible securities) of persons belonging to the category "Public" and holding more than 1% of the total number of shares.

Sr. No.	Name of the shareholder	Number of shares held	Shares as a percentage of total number of shares (i.e. Grand Total(A)+(B)+(C) indicated in Statement at para (1)(a)above)	Details of warrants		Details of convertible securities		Total shares (including under-lying shares assuming full conversion of warrants and convertible securities) as a % of diluted share capital
				Number of warrants held	As a % total number of warrants of the same class	Number of convertible securities held	% w.r.t total number of convertible securities of the same class	
4	UT-MID CAP FUND AAATU1088L	1810588	1.96					
5	GOLDMAN SACHS INDIA FUND LIMITED	1450534	1.57					
6	RELIANCE CAPITAL TRUSTEE CO. LTD A/C RELIANCE PHARMA FUND AAATR0090B	1408993	1.53					

PRINTED ON: 06/07/2015

NSDI DATA: 30/06/2015

CDSL DATA: 30/06/2015




Indoco Remedies Limited

LINK INTIME

(1)(C)(i) Statement Showing holding of securities (including shares, warrants, convertible securities) of persons belonging to the category "Public" and holding more than 1% of the total number of shares

Sr. No.	Name of the shareholder	Number of shares held	Shares as a percentage of total number of shares (i.e. Grand Total(A)+(B)+(C) indicated in Statement at para (1)(a)above)	Details of warrants		Details of convertible securities		Total shares (including under-lying shares assuming full conversion of warrants and convertible securities) as a % of diluted share capital
				Number of warrants held	As a % total number of warrants of the same class	Number of convertible securities held	% w.r.t total number of convertible securities of the same class	
7	MANGESHI INVESTMENT PRIVATE LIMITED	1167300	1.27					
TOTAL:		14695510	15.95					



Indoco Remedies Limited

(I)(c)(ii) Statement showing holding of securities (including shares warrants convertible securities) of persons (together with PAC) belonging to the category "Public" and holding more than 5% of the total number of shares of the company

Sr. No.	Name(s) of the shareholder(s) and the Persons Acting in concert (PAC) with them	Number of shares	Shares as a percentage of total number of shares (i.e. Grand Total (A)+(B)+(C) indicated in statement at para (i)(a) above)	Details of warrants		Details of Convertible Securities	Total shares (including under-lying shares assuming full conversion of warrants and convertible securities) as a % of diluted share capital
				Number of warrants	As a % total number of warrants of the same class		
1							
TOTAL							

