


(I)(a) Statement showing Shareholding Pattern

Name of the Company: KPIT TECHNOLOGIES LIMITED			
Scrip Code, Name of the scrip, class of security: 532400 / KPIT			
As on: September 30, 2015			
Partly paid-up shares:-	No. of partly paid-up shares	As a % of total no. of partly paid-up Shares	As a % of total no. of shares of the company
Held by promoter/promoter group	NOT APPLICABLE		
Held by public			
Total			
Outstanding convertible securities:-	No. of outstanding securities	As a % of total no. of outstanding convertible securities	As a % of total no. of shares of the company, assuming full conversion of the convertible securities
Held by promoter/promoter group	NOT APPLICABLE		
Held by public			
Total			
Warrants:-	No. of warrants	As a % of total no. of warrants	As a % of total no. of shares of the company, assuming full conversion of Warrants
Held by promoter/promoter group	NOT APPLICABLE		
Held by public			
Total			
Total paid-up capital of the company, assuming full conversion of warrants and convertible securities	197,155,179 Equity Shares		




(I)(a) STATEMENT SHOWING SHARE HOLDING PATTERN								
Name of the Company: KPIT TECHNOLOGIES LIMITED								
SCRIP CODE:		BSE : 532400	AS ON SEPTEMBER 30, 2015					
		NSE : KPIT						
Category Code	Category of shareholder	No. of shareholders	Total number of shares	Number of shares held in dematerialised form	Total shareholding as % of total number of shares		Shares pledged or otherwise encumbered	
					As a % of (A+B)	As a % of (A+B+C)	Number of shares	As a % (IX) = (VIII) / (IV) * 100
(I)	(II)	(III)	(IV)	(V)	(VI)	(VII)	(VIII)	(IX)
(A)	SHAREHOLDING OF PROMOTER AND PROMOTER GROUP							
(1)	Indian							
(a)	Individuals / Hindu Undivided Family (HUF)	16	9,488,430	9,488,430	4.81	4.81	2,950,000	31.09
(b)	Central Government / State Government(s)	0	0	0	0.00	0.00	0	0.00
(c)	Bodies Corporate	2	24,535,240	24,535,240	12.44	12.44	3,880,303	15.82
(d)	Financial Institutions / Banks	0	0	0	0.00	0.00	0	0.00
(e)	Any Other (specify)							
	KPIT Cummins Infosystems Ltd -Employee Welfare Trust	1	9,920,319	9,920,319	5.03	5.03	550,000	5.54
	Sub-Total (A)(1)	19	43,943,989	43,943,989	22.28	22.28	7,380,303	16.79
(2)	Foreign							
(a)	Individuals (NRIs / Foreign)	1	40,000	40,000	0.02	0.02	0	0.00
(b)	Bodies Corporate	0	0	0	0.00	0.00	0	0.00
(c)	Institutions	0	0	0	0.00	0.00	0	0.00
(d)	Qualified Foreign Investor	0	0	0	0.00	0.00	0	0.00
(e)	Any Other (specify)	0	0	0	0.00	0.00	0	0.00
	Sub-Total (A)(2)	1	40,000	40,000	0.02	0.02	0	0.00
	Total Shareholding of Promoter & Promoter Group (A) = (A)(1) + (A)(2)	20	43,983,989	43,983,989	22.30	22.30	7,380,303	16.79
(B)	PUBLIC SHAREHOLDING							
(1)	Institutions							
(a)	Mutual Funds / UTI	22	10,683,943	10,671,943	5.42	5.42	0	0.00
(b)	Financial Institutions / Banks	4	435,582	433,582	0.22	0.22	38,992	8.95
(c)	Central Government / State Government(s)	0	0	0	0.00	0.00	0	0.00
(d)	Venture Capital Funds	0	0	0	0.00	0.00	0	0.00
(e)	Insurance Companies	0	0	0	0.00	0.00	0	0.00
(f)	Foreign Institutional Investors (FIIs)	79	59,337,044	59,337,044	30.10	30.10	0	0.00
(g)	Foreign Venture Capital Investors	0	0	0	0.00	0.00	0	0.00
(h)	Qualified Foreign Investor	0	0	0	0.00	0.00	0	0.00
(i)	Any Other (specify)	0	0	0	0.00	0.00	0	0.00
	Sub-Total (B)(1)	105	70,456,569	70,442,569	35.74	35.74	38,992	0.06
(2)	Non-Institutions							
(a)	Bodies Corporate	854	7,969,007	7,945,007	4.04	4.04	1,808,652	22.70
(b)	Individuals							
	i. Individual shareholder holding nominal share capital upto Rs.1 lakh	60,941	27,788,309	27,145,072	14.09	14.09	502,742	1.81
	ii. Individual shareholder holding nominal share capital > Rs.1 lakh	56	7,313,564	7,223,564	3.71	3.71	134,400	1.84
(c)	Qualified Foreign Investor	0	0	0	0.00	0.00	0	0.00
(d)	Any Other (specify)							
	i. Clearing Member	201	417,854	417,854	0.21	0.21	75,113	17.98
	ii. Foreign Portfolio Investor (Corporate)	24	21,903,194	21,903,194	11.11	11.11	0	0.00
	iii. Market Maker	24	33,533	33,533	0.02	0.02	10,124	30.19
	iv. Foreign Nationals	4	448,990	448,990	0.23	0.23	0	0.00
	v. NRI (Repatriate)	1117	1,745,568	1,745,568	0.89	0.89	995	0.06
	vi. NRI (Non-Repatriate)	347	674,063	674,063	0.34	0.34	0	0.00
	vii. Foreign Company	2	12,857,357	12,857,357	6.52	6.52	0	0.00
	viii. Friends & Associates	5	540,420	106,420	0.27	0.27	0	0.00
	ix. Hindu Undivided Family (HUF)	1323	917,206	917,206	0.47	0.47	1,000	0.11
	x. Trusts	1	105,556	105,556	0.05	0.05	0	0.00
	Sub-Total (B)(2)	64,899	82,714,621	81,523,384	41.95	41.95	2,533,026	3.06
	Total Public Shareholding (B) = (B)(1) + (B)(2)	65,004	153,171,190	151,965,953	77.69	77.69	2,572,018	1.68
	Total (A) + (B)	65,024	197,155,179	195,949,942	100.0	100.0	9,952,321	5.05
(C)	Shares held by Custodians and against which DRs have been issued	0	0	0	0.00	0.00	0	0.00
	Promoter and Promoter Group	0	0	0	0.00	0.00	0	0.00
	Public	0	0	0	0.00	0.00	0	0.00
	Sub-Total	0	0	0	0.00	0.00	0	0.00
	Total (C)	0	0	0	0.00	0.00	0	0.00
	Grand Total (A)+(B)+(C)	65,024	197,155,179	195,949,942	100.0	100.0	9,952,321	5.05
(III)(a) Statement Showing details of Depository Receipts (DRs) - NOT APPLICABLE								
(III)(b) Statement Showing holding of Depository Receipts (DRs) where underlying shares are in excess of 1% of the total number of shares - NOT APPLICABLE								
(III)(a) Statement showing the voting pattern of shareholders if more than one class of shares/securities is issued by the issuer - NOT APPLICABLE								



(l)(b) Statement showing holding of securities (including shares, warrants, convertible securities) of persons belonging to the category "Promoter and Promoter Group"											
Sr. No.	Name of the shareholder	Details of Shares held		Encumbered shares (*)			Details of warrants		Details of convertible securities		Total shares (including underlying shares assuming full conversion of warrants and convertible securities) as a % of diluted share capital
		Number of shares held	As a % of grand total (A) + (B) + (C)	No.	As a percentage	As a % of grand total (A) + (B) + (C) of sub-clause (I)(a)	Number of warrants held	As a % total number of warrants of the same class	Number of convertible securities held	As a % total number of convertible securities of the same class	
(I)	(II)	(III)	(IV)	(V)	(VI) = (V) / (III) * 100	(VII)	(VIII)	(IX)	(X)	(XI)	(XII)
1	Proficient Finstock LLP	24,234,330	12.29	3,880,303	16.01	1.97	0	0.00	0	0.00	12.29
2	KPIT Cummins Infosystems Ltd. - Employee Welfare Trust	9,920,319	5.03	550,000	5.54	0.28	0	0.00	0	0.00	5.03
	Mr. S. B. (Ravi) Pandit & Relatives										
3	Mr. Shashishekhar B. Pandit	225,000	0.11	0	0.00	0.00	0	0.00	0	0.00	0.11
4	Mr. S. B. (Ravi) Pandit jointly held with Ms. Nirmala Pandit	205,500	0.10	0	0.00	0.00	0	0.00	0	0.00	0.10
5	Ms. Nirmala Pandit	235,000	0.12	0	0.00	0.00	0	0.00	0	0.00	0.12
6	Ms. Hemalata A Shende	40,000	0.02	0	0.00	0.00	0	0.00	0	0.00	0.02
7	Mr. Chinmay Pandit jointly held with Ms. Nirmala Pandit	20,000	0.01	0	0.00	0.00	0	0.00	0	0.00	0.01
8	Mr. Chinmay Pandit	18,620	0.01	0	0.00	0.00	0	0.00	0	0.00	0.01
9	Ms. Prachi Pandit	4,000	0.00	0	0.00	0.00	0	0.00	0	0.00	0.00
	Mr. Kishor Patil & Relatives										
10	Mr. Kishor P. Patil	3,831,800	1.94	2,950,000	76.99	1.50	0	0.00	0	0.00	1.94
11	Ms. Anupama Patil	90,000	0.05	0	0.00	0.00	0	0.00	0	0.00	0.05
12	Ms. Anupama Patil jointly held with Mr. Kishor Patil	32,330	0.02	0	0.00	0.00	0	0.00	0	0.00	0.02
13	Ms. Latika Patil	1,280	0.00	0	0.00	0.00	0	0.00	0	0.00	0.00
14	Mr. Kishor Patil jointly held with Ms. Anupama Patil	4,000	0.00	0	0.00	0.00	0	0.00	0	0.00	0.00
15	Mr. Shrikrishna Patwardhan	1,100,000	0.56	0	0.00	0.00	0	0.00	0	0.00	0.56
	Mr. Ajay Bhagwat & Relatives										
16	Mr. Ajay Shridhar Bhagwat	2,636,800	1.34	0	0.00	0.00	0	0.00	0	0.00	1.34
17	Ms. Ashwini Ajay Bhagwat jointly held with Mr. Ajay Bhagwat	43,300	0.02	0	0.00	0.00	0	0.00	0	0.00	0.02
	Mr. Sachin Tikekar & Relatives										
18	Mr. Sachin Dattatraya Tikekar	1,003,800	0.51	0	0.00	0.00	0	0.00	0	0.00	0.51
19	Ms. Saroj Dattatray Tikekar jointly with Mr. Sachin Dattatraya Tikekar	37,000	0.02	0	0.00	0.00	0	0.00	0	0.00	0.02
20	K and P Management Services Pvt. Ltd.	300,910	0.15	0	0.00	0.00	0	0.00	0	0.00	0.15
	Total	43,983,989	22.31	7,380,303	16.78	3.75	0	0.00	0	0.00	22.31


(*) The term "encumbrance" has the same meaning as assigned to it in regulation 28(3) of the SAST Regulations, 2011




(l)(c)(i) <u>Statement showing holding of securities (including shares, warrants, convertible securities) of persons belonging to the category "Public" and holding more than 1% of the total number of shares</u>								
Sr. No.	Name of the shareholder	Number of shares held	Shares as a percentage of total number of shares {i.e., Grand Total (A)+(B)+(C) indicated in Statement at para (l)(a) above}	Details of warrants		Details of convertible securities		Total shares (including underlying shares assuming full conversion of warrants and convertible securities) as a % of diluted share capital
				Number of warrants held	As a % total number of warrants of the same class	Number of convertible securities held	% w.r.t total number of convertible securities of the same class	
1	WARHOL LIMITED	19,483,674	9.88	0	0.00	0	0.00	9.88
2	FIDELITY PURITAN TRUST-FIDELITY LOW-PRICED STOCK FUND	9,000,000	4.56	0	0.00	0	0.00	4.56
3	VAN DYCK	7,776,000	3.94	0	0.00	0	0.00	3.94
4	SMALLCAP WORLD FUND, INC	7,355,625	3.73	0	0.00	0	0.00	3.73
5	ACACIA PARTNERS, LP	6,123,274	3.11	0	0.00	0	0.00	3.11
6	CX PARTNERS FUND 1 LIMITED	5,081,357	2.58	0	0.00	0	0.00	2.58
7	ACACIA INSTITUTIONAL PARTNERS, LP	4,854,661	2.46	0	0.00	0	0.00	2.46
8	ACACIA CONSERVATION FUND LP	3,430,056	1.74	0	0.00	0	0.00	1.74
9	RELIANCE CAPITAL TRUSTEE CO. LTD.-A/C RELIANCE CAPITAL BUILDER FUND - SR B	3,183,147	1.61	0	0.00	0	0.00	1.61
10	ACACIA BANYAN PARTNERS	2,757,184	1.40	0	0.00	0	0.00	1.40
11	AMERICAN FUNDS INSURANCE SERIES GLOBAL SMALL CAPITALIZATION FUND	2,637,993	1.34	0	0.00	0	0.00	1.34
TOTAL		71,682,971	36.36	0	0.00	0	0.00	36.36




(l)(c)(ii) Statement showing holding of securities (including shares, warrants, convertible securities) of persons (together with PAC) belonging to the category "Public" and holding more than 5% of the total number of shares of the company								
Sr. No.	Name(s) of the shareholder(s) and the Persons Acting in Concert (PAC) with them	Number of shares	Shares as a percentage of total number of shares {i.e., Grand Total (A)+(B)+(C) indicated in Statement at para (l)(a) above}	Details of warrants		Details of convertible securities		Total shares (including underlying shares assuming full conversion of warrants and convertible securities) as a
				Number of warrants	As a % total number of warrants of the same class	Number of convertible securities held	% w.r.t total number of convertible securities of the same class	
1	WARHOL LIMITED	19,483,674	9.88	0	0.00	0	0.00	9.88
TOTAL		19,483,674	9.88	0	0.00	0	0.00	9.88



(l)(d)	Statement showing details of locked-in shares			
Sr. No.	Name of the shareholder	Number of locked-in shares	Locked-in shares as a percentage of total number of shares [i.e., Grand Total (A)+(B)+(C) indicated in Statement at para (l)(a) above]	Promoter/Promoter Group/Public
	Not Applicable			Not Applicable
	TOTAL			



(II)(a)		Statement showing details of Depository Receipts (DRs)		
Sr. No.	Type of outstanding DR (ADRs, GDRs, SDRs, etc.)	Number of outstanding DRs	Number of shares underlying outstanding DRs	Shares underlying outstanding DRs as a percentage of total number of shares {i.e., Grand Total (A)+(B)+(C) indicated in Statement at para (I)(a) above}
	Not Applicable			Not Applicable
	TOTAL			



(II)(b) <u>Statement showing holding of Depository Receipts (DRs), where underlying shares held by "promoter/promoter group" are in excess of 1% of the total number of shares</u>				
Sr. No.	Name of the DR Holder	Type of outstanding DR (ADRs, GDRs, SDRs, etc.)	Number of shares underlying outstanding DRs	Shares underlying outstanding DRs as a percentage of total number of shares [i.e., Grand Total (A)+(B)+(C) indicated in Statement at para (I)(a) above]
	Not Applicable			Not Applicable
TOTAL				

