


**Statement of Standalone Un-Audited Results for the I Quarter and 3 Months ended 30/06/2015**

PART I		(₹ in Lakh)			
Sl. No.	Particulars	3 months ended (30/06/2015)	Preceding 3 months ended (31/03/2015)	Corresponding 3 months ended in the previous year (30/06/2014)	Year to date figures for previous year ended (31/03/2015)
		Un-audited	Audited	Un-audited	Audited
1	Income from Operations				
	(a) Net sales/income from operations (Net of excise duty)	24248.04	22686.56	17598.85	81630.64
	(b) Other operating income	4.99	19.29	1.21	72.72
	Total Income from operations (net)	24253.03	22705.85	17600.06	81703.36
2	Expenses				
	(a) Cost of materials consumed	0.00	0.00	0.00	0.00
	(b) Purchase of Stock-in-trade	0.00	0.00	0.00	0.00
	(c) Changes in inventories of finished goods, work-in-progress and stock-in-trade	0.00	0.00	0.00	0.00
	(d) Employee benefits expense	710.16	650.58	537.04	2475.08
	(e) Depreciation and amortisation expense	73.49	103.58	48.31	373.25
	(f) Other Expenses (any item exceeding 10% of the total expenses relating to continuing operations be shown separately)	1129.47	1262.03	745.14	4080.87
	Total expenses	1913.12	2016.19	1330.49	6929.20
3	Profit(+)/Loss(-) from operations before other income, finance costs and exceptional items (1±2)	22339.91	20689.66	16269.57	74774.16
4	Other income	0.00	0.00	0.00	0.00
5	Profit(+)/Loss(-) from ordinary activities before finance costs and exceptional items (3 ± 4)	22339.91	20689.66	16269.57	74774.16
6	Finance Costs	17270.61	16760.36	13359.83	61028.95
7	Profit(+)/Loss(-) from ordinary activities after finance costs but before exceptional items (5 ± 6)	5069.30	3929.30	2909.74	13745.21
8	Exceptional items	0.00	0.00	0.00	0.00
9	<b>Profit(+)/Loss(-) from ordinary activities before tax (7 ± 8)</b>	<b>5069.30</b>	<b>3929.30</b>	<b>2909.74</b>	<b>13745.21</b>
10	Tax expense	1593.00	1640.62	866.00	5120.91
	Deferred Taxation	266.22	0.00	148.00	
11	Net profit (+)/ Loss (-) from ordinary activities after tax (9 ± 10)	3210.08	2288.68	1895.74	8624.30
12	Extraordinary Items (net of tax expense ₹ _ Lakh)	0.00	0.00	0.00	0.00
13	<b>Net profit(+)/ Loss(-) for the period (11±12)</b>	<b>3210.08</b>	<b>2288.68</b>	<b>1895.74</b>	<b>8624.30</b>
14	Share of profit/(loss) of associates	NA	NA	NA	NA
15	Minority Interest	NA	NA	NA	NA
16	Net profit(loss) after taxes, minority interest and share of profit/(loss) of associates (13 ± 14 ± 15)	3210.08	2288.68	1895.74	8624.30
17	Paid-up equity share capital (Face value of ₹ 10/- per share)	2662.02	2662.02	2048.53	2662.02
18	Reserves excluding Revaluation Reserves as per balance sheet of previous accounting year	0.00	0.00	0.00	74486.48
19.i	Earnings Per Share (EPS)(before extraordinary items) (of ₹ 10/-each) (not annualised)				
	(a) Basic	12.06	11.00	9.25	41.45
	(b) Diluted	12.06	11.00	9.25	41.45
19.ii	Earnings Per Share (EPS)(after extraordinary items) (of ₹ 10/-each) (not annualised)				
	(a) Basic	12.06	11.00	9.25	41.45
	(b) Diluted	12.06	11.00	9.25	41.45



Part II					
Select Information for the I quarter ended 30/06/2015					
A	Particulars of Shareholding				
1	Public shareholding				
	- No. of Shares	15049815	15047315	11803442	15047315
	- Percentage of Shareholdings	56.54	56.53	57.62	56.53
2	Promoters & Promoter Group shareholding				
	(a) Pledged/Encumbered	Nil	Nil	Nil	Nil
	-No. of shares				
	-Percentage of shares (as a % of the total shareholding of promoter and promoter group)	Nil	Nil	Nil	Nil
	- Percentage of shares (as a % of the total share capital of the Company)	Nil	Nil	Nil	Nil
	(b) Non-Encumbered				
	-No. of shares	11570427	11572927	8681808	11572927
	-Percentage of shares (as a % of the total shareholding of promoter and promoter group)	100.00	100.00	100.00	100.00
	- Percentage of shares (as a % of the total share capital of the Company)	43.46	43.47	42.38	43.47

B	Particulars of Investor Complaints	Quarter ended 30/06/2015
	Pending at the beginning of the quarter	1
	Received during the quarter	2
	Disposed of during the quarter	2
	Remaining unresolved at the end of the quarter	1

**NOTES:**

- The figures have been re-grouped wherever necessary.
- The Company's main business is to provide loans for the purchase and construction of residential houses. All other activities revolve around the main business. As such there is no reportable segment(s), as per the Accounting Standard on Segment Reporting AS-17 issued by the ICAI.
- The above results for the I quarter of the financial year 2015-16 ended 30/06/2015, after review by the Audit Committee of Directors were approved by the Board of Directors at their Meeting held on 21/07/2015
- Tax expense for the quarter is after adjusting the Deferred Tax provision. Further, the Deferred Tax Liability of ₹342.60 lakh was charged off to statement of Profit & Loss on account including on special reserve appropriated, for the period ended 30/06/2015.
- Other expenditure includes ₹250 lakh being the provision made on standard assets as per the Housing Finance Companies (National Housing Bank) Directions.
- Figures for the three months ended 31/03/15 is a balancing figure between Audited figures in respect of full financial year and published year to date figure upto the 3rd quarter of the relevant financial year.

**Registered Office :**

CIN:L85110KA1987PLC008699  
 No.29/1, I Floor, Sir M N Krishna Rao Road, Basavanagudi  
 Bengaluru -560 004. Ph: 080-26565736,26564259  
 Email: compsec@canfinhomes.com  
 Web: www.canfinhomes.com  
 Date: 21/07/2015

For Can Fin Homes Ltd.,

*C. Hango*  
 C. Hango  
 Managing Director



K. P. RAO  
DESMOND J. REBELLO  
V NARAYANAN

K VISWANATH  
K. SURYA PRAKASH

Phone : 080 - 2558 7385 / 2558 6814  
Fax : 080 - 2558 4661  
E-mail : info@kpao.co.in

### Limited Review Report



The Board of Directors,  
M/s. Can Fin Homes Limited,  
Bangalore.

We have reviewed the accompanying statement of unaudited financial results of M/s. Can Fin Homes Limited., Bangalore for the quarter ended 30th June, 2015 except for the disclosures regarding 'Public Shareholding' and 'Promoter and Promoter Group Shareholding' which have been traced from disclosures made by the management and have not been audited by us. This statement is the responsibility of the company's management and has been approved by the Board/Committee of Directors. Our responsibility is to issue a report on these financial statements based on our review.

We conducted our review in accordance with the Standard on Review Engagement (SRE) 2410, "Review of Interim Financial Information Performed by the Independent Auditor of the Entity" issued by the Institute of Chartered Accountants of India. This standard requires that we plan and perform the review to obtain moderate assurance as to whether the financial statements are free of material misstatement. A review is limited primarily to inquiries of company personnel and analytical procedures applied to financial data and thus provide less assurance than an audit. We have not performed an audit and accordingly, we do not express an audit opinion.

Based on our review conducted as above, nothing has come to our attention that causes us to believe that the accompanying statement of unaudited financial results prepared in accordance with applicable Accounting Standards notified under section 133 of the Companies Act, 2013 and other recognized accounting practices and policies has not disclosed the information required to be disclosed in terms of Clause 41 of Listing Agreement including the manner in which it has to be disclosed, or that it contains any material misstatement.

For K P Rao & Co  
Chartered Accountants  
Firm Registration Number: 00135 S



K Surya Prakash  
Membership Number: 018857

Place: Bangalore  
Date: 21st July 2015

#### Branches

Mysore : #434, 9th Cross, 2nd Main, T.K.Layout, Mysore - 570 009. Phone : 0821 - 3257475  
Chennai : Flat A - House, Arun Apartments, Old No. 8, Rukmini Street, Kalakshetra Colony, Besant Nagar, Chennai - 600 090

**Statement of Standalone Un-Audited Results for the 1 Quarter and 3 Months ended 30/06/2015**

PART I					
(₹ In Lakh)					
Sl. No.	Particulars	3 months ended (30/06/2015)	Preceding 3 months ended (31/03/2015)	Corresponding 3 months ended In the previous year (30/06/2014)	Year to date figures for previous year ended (31/03/2015)
		Un-audited	Audited	Un-audited	Audited
1	Income from Operations				
	(a) Net sales/income from operations (Net of excise duty)	24248.04	22686.56	17598.85	81630.64
	(b) Other operating income	4.99	19.29	1.21	72.72
	Total Income from operations (net)	24253.03	22705.85	17600.06	81703.36
2	Expenses				
	(a) Cost of materials consumed	0.00	0.00	0.00	0.00
	(b) Purchase of Stock-in-trade	0.00	0.00	0.00	0.00
	(c) Changes in inventories of finished goods, work-in-progress and stock-in-trade	0.00	0.00	0.00	0.00
	(d) Employee benefits expense	710.16	650.58	537.04	2475.08
	(e) Depreciation and amortisation expense	73.49	103.58	48.31	373.25
	(f) Other Expenses (any item exceeding 10% of the total expenses relating to continuing operations be shown separately)	1129.47	1262.03	745.14	4080.87
	Total expenses	1913.12	2016.19	1330.49	6929.20
3	Profit(+)/Loss(-) from operations before other income, finance costs and exceptional items	22339.91	20689.66	16269.57	74774.16
4	Other income	0.00	0.00	0.00	0.00
5	Profit(+)/Loss(-) from ordinary activities before finance costs and exceptional items (3 ± 4)	22339.91	20689.66	16269.57	74774.16
6	Finance Costs	17270.61	16760.36	13359.83	61028.95
7	Profit(+)/Loss(-) from ordinary activities after finance costs but before exceptional items (5 ±	5069.30	3929.30	2909.74	13745.21
8	Exceptional items	0.00	0.00	0.00	0.00
9	Profit(+)/Loss(-) from ordinary activities before tax (7 ± 8)	5069.30	3929.30	2909.74	13745.21
10	Tax expense	1593.00	1640.62	866.00	5120.91
	Deferred Taxation	266.22	0.00	148.00	
11	Net profit (+)/ Loss (-) from ordinary activities after tax (9 ± 10)	3210.08	2288.68	1895.74	8624.30
12	Extraordinary Items (net of tax expense ₹ _	0.00	0.00	0.00	0.00
13	Net profit(+)/ Loss(-) for the period (11±12)	3210.08	2288.68	1895.74	8624.30
14	Share of profit/(loss) of associates	NA	NA	NA	NA
15	Minority Interest	NA	NA	NA	NA
16	Net profit(loss) after taxes, minority interest and share of profit/(loss) of associates (13 ± 14 ±	3210.08	2288.68	1895.74	8624.30
17	Paid-up equity share capital (Face value of ₹ 10/- per share)	2662.02	2662.02	1895.74	2662.02
18	Reserves excluding Revaluation Reserves as per balance sheet of previous accounting year	0.00	0.00	2048.59	74486.48
19.i	Earnings Per Share (EPS)(before extraordinary items) (of ₹ 10/-each) (not annualised)			0.00	
	(a) Basic	12.06	11.00	9.25	41.45
	(b) Diluted	12.06	11.00	9.25	41.45
19.ii	Earnings Per Share (EPS)(after extraordinary items) (of ₹ 10/-each) (not annualised)				
	(a) Basic	12.06	11.00	9.25	41.45
	(b) Diluted	12.06	11.00	9.25	41.45

Part II					
Select Information for the I quarter ended 30/06/2015					
A	Particulars of Shareholding				
1	Public shareholding				
	- No. of Shares	15049815	15047315	11803442	15047315
	- Percentage of Shareholdings	56.54	56.53	57.62	56.53
2	Promoters & Promoter Group shareholding				
	(a) Pledged/Encumbered				
	-No. of shares	Nil	Nil	Nil	Nil
	-Percentage of shares (as a % of the total shareholding of promoter and promoter group)	Nil	Nil	Nil	Nil
	- Percentage of shares (as a % of the total share capital of the Company)	Nil	Nil	Nil	Nil
	(b) Non-Encumbered				
	-No. of shares	11570427	11572927	8681808	11572927
	-Percentage of shares (as a % of the total shareholding of promoter and promoter group)	100.00	100.00	100.00	100.00
	- Percentage of shares (as a % of the total share capital of the Company)	43.46	43.47	42.38	43.47

B	Particulars of Investor Complaints	Quarter ended 30/06/2015
	Pending at the beginning of the quarter	1
	Received during the quarter	2
	Disposed of during the quarter	2
	Remaining unresolved at the end of the quarter	1

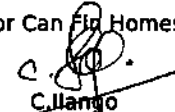
**NOTES:**

- 1 The figures have been re-grouped wherever necessary.
- 2 The Company's main business is to provide loans for the purchase and construction of residential houses. All other activities revolve around the main business. As such there is no reportable segment(s), as per the Accounting Standard on Segment Reporting AS-17 issued by the ICAI.
- 3 The above results for the I quarter of the financial year 2015-16 ended 30/06/2015, after review by the Audit Committee of Directors were approved by the Board of Directors at their Meeting held on 21/07/2015
- 4 Tax expense for the quarter is after adjusting the Deferred Tax provision. Further, the Deferred Tax Liability of ₹342.60 lakh was charged off to statement of Profit & Loss on account including on special reserve appropriated, for the period ended 30/06/2015.
- 5 Other expenditure includes ₹250 lakh being the provision made on standard assets as per the Housing Finance Companies (National Housing Bank) Directions.
- 6 Figures for the three months ended 31/03/15 is a balancing figure between Audited figures in respect of full financial year and published year to date figure upto the 3rd quarter of the relevant financial year.

**Registered Office :**

CIN:L85110KA1987PLC008699  
 No.29/1, I Floor, Sir M N Krishna Rao Road, Basavanagudi  
 Bengaluru -560 004. Ph: 080-26565736,26564259  
 Email: compsec@canfinhomes.com  
 Web: www.canfinhomes.com

For Can Fin Homes Ltd.,

  
 C. Ilango  
 Managing Director

