

AXIS BANK LIMITED - SHAREHOLDING PATTERN AS PER CLAUSE 35 - TABLE 1 (a) FOR THE QUARTER ENDED 30.09.2015

Scrip Code, Name of the scrip, class of security: NSE - AXISBANK / BSE - 532215 / EQUITY SHARES OF RS. 2/- EACH

Quarter ended : 30.09.2015


Partly paid-up shares	No. of partly paid-up shares	As a % of total NO. of Partly paid-up shares	As a % of total no. of shares of the Company
Held by promoter/ promoter group	NA	NA	NA
Held by public	NA	NA	NA
<b>Total</b>			
<b>Outstanding convertible securities</b>	<b>No. of outstanding securities</b>	<b>As a % of total no. of outstanding convertible securities</b>	<b>As a % of total no. of shares of the company, assuming full conversion of the convertible securities</b>
Held by promoter/ promoter group	NA	NA	NA
Held by public	NA	NA	NA
<b>Total</b>			
<b>Warrants</b>	<b>No. of warrants</b>	<b>As a % of total no. of warrants</b>	<b>As a % of total no. of shares of the company, assuming full conversion of Warrants</b>
Held by promoter/ promoter group	NA	NA	NA
Held by public	NA	NA	NA
<b>Total</b>			
<b>Total paid-up capital of the company, assuming full conversion of warrants and convertible securities</b>	NA	NA	NA

PAID UP SHARE CAPITAL OF THE BANK AS ON 30.09.2015 IS RS. 475,58,88,900/- DIVIDED INTO 237,79,44,450 EQUITY SHARES OF RS. 2/- EACH.




Axis Bank Limited - Statement Showing Shareholding Pattern - for the quarter ended 30.09.2015

Category code (I)	Category of Shareholder (II)	Number of Shareholders (III)	Total number of shares (IV)	Number of shares held in dematerialized form (V)	Total shareholding as a percentage of total number of shares		Shares pledged or otherwise encumbered	
					As a percentage of (A+B) <sup>1</sup> (vi)	As a percentage of (A+B+C) (VII)	Number of shares (VIII)	As a percentage (IX) = (VIII)/(IV)*100
(A)	Shareholding of Promoter and Promoter Group <sup>2</sup>							
1	Indian							
(a)	Individuals/ Hindu Undivided Family	0	0	0	0.00	0.00	0	0.00
(b)	Central Government/ State Government(s)	0	0	0	0.00	0.00	0	0.00
(c)	Bodies Corporate	0	0	0	0.00	0.00	0	0.00
(d)	Financial Institutions/Banks i. Administrator of the specified undertaking of the Unit Trust of India - SUUTI (Four different schemes) ii. LIC, GIC & four PSU Insurance Companies.*	37	70,25,54,535	70,25,54,535	30.73	29.54	0	0.00
(e)	Any Others[Specify]	0	0	0	0.00	0.00	0	0.00
	<b>Sub Total(A)(1)*</b>	<b>37</b>	<b>70,25,54,535</b>	<b>70,25,54,535</b>	<b>30.73</b>	<b>29.54</b>	<b>0</b>	<b>0.00</b>
2	Foreign							
a	Individuals (Non-Residents Individuals/Foreign Individuals)	0	0	0	0.00	0.00	0	0.00
b	Bodies Corporate	0	0	0	0.00	0.00	0	0.00
c	Institutions	0	0	0	0.00	0.00	0	0.00
d	Qualified Foreign Investor	0	0	0	0.00	0.00	0	0.00
e	Any Others[Specify]	0	0	0	0.00	0.00	0	0.00
	<b>Sub Total(A)(2)</b>	<b>0</b>	<b>0</b>	<b>0</b>	<b>0.00</b>	<b>0.00</b>	<b>0</b>	<b>0.00</b>
	<b>Total Shareholding of Promoter and Promoter Group (A)=(A)(1)+(A)(2)</b>	<b>37</b>	<b>70,25,54,535</b>	<b>70,25,54,535</b>	<b>30.73</b>	<b>29.54</b>	<b>0</b>	<b>0.00</b>
(B)	Public shareholding							
1	Insititutions							
(a)	Mutual Funds/ UTI	457	21,44,84,644	21,44,84,644	9.38	9.02	0	0.00
(b)	Financial Institutions/Banks	27	32,46,503	32,46,503	0.14	0.14	0	0.00
(c)	Central Government/ State Government(s)	0	0	0	0.00	0.00	0	0.00
(d)	Venture Capital Funds	0	0	0	0.00	0.00	0	0.00



(e)	Insurance Companies		129	12,77,68,971	12,77,68,971	5.59	5.37	0	0.00
(f)	Foreign Institutional Investors / FOREIGN PORTFOLIO INVESTORS		845	1,00,17,31,502	1,00,17,31,502	43.82	42.13	0	0.00
(g)	Foreign Venture Capital Investors		0	0	0	0.00	0.00	0	0.00
(h)	Qualified Foreign Investor - Corporate		0	0	0	0.00	0.00	0	0.00
(i)	Any Other		0	0	0	0.00	0.00	0	0.00
	<b>Sub-Total (B)(1)</b>		<b>1458</b>	<b>1,34,72,31,620</b>	<b>1,34,72,31,620</b>	<b>58.93</b>	<b>56.66</b>	<b>0.00</b>	<b>0.00</b>
<b>B 2</b>	<b>Non-institutions</b>								
(a)	Bodies Corporate		2657	3,52,14,232	3,51,46,182	1.54	1.48	0	0.00
(b)	Individuals								
I	Individuals -i. Individual shareholders holding nominal share capital up to Rs 1 lakh		391724	10,83,88,472	9,98,53,932	4.74	4.56	0	0.00
II	ii. Individual shareholders holding nominal share capital in excess of Rs. 1 lakh.		252	6,66,14,611	6,65,58,611	2.91	2.80	0	0.00
(c)	Qualified Foreign Investor		0	0	0	0.00	0.00	0	0.00
(d)	ANY OTHER		0	0	0	0.00	0.00	0	0.00
(d-i)	HUF		4990	24,23,899	24,23,899	0.11	0.10	0	0.00
(d-ii)	TRUSTS		53	78,30,702	78,30,702	0.34	0.33	0	0.00
(d-iii)	Clearing Members		412	87,31,989	87,31,989	0.38	0.37	0	0.00
(d-iv)	NRIs		8352	61,13,458	61,13,458	0.27	0.26	0	0.00
(d-v)	Foreign Bodies - DR		3	7,87,257	7,87,257	0.03	0.03	0	0.00
(d-vi)	Foreign Bank		1	1,25,195	1,25,195	0.01	0.01	0	0.00
(d-vii)	FOREIGN NATIONALS		4	1,495	1,495	0.00	0.00	0	0.00
	<b>Sub-Total (B)(2)</b>		<b>408448</b>	<b>23,62,31,310</b>	<b>22,75,72,720</b>	<b>10.33</b>	<b>9.93</b>	<b>0.00</b>	<b>0.00</b>
<b>(B)</b>	<b>Total Public Shareholding (B)= (B)(1)+(B)(2)</b>		<b>409906</b>	<b>1,58,34,62,930</b>	<b>1,57,48,04,340</b>	<b>69.27</b>	<b>66.59</b>	<b>0.00</b>	<b>0.00</b>
	<b>TOTAL (A)+(B)</b>		<b>409943</b>	<b>2,28,60,17,465</b>	<b>2,27,73,58,875</b>	<b>100.00</b>	<b>96.13</b>	<b>0.00</b>	<b>0.00</b>
<b>(C)</b>	Shares held by Custodians and against which Depository Receipts have been issued - GDRs								
1	Promoter and Promoter Group		0	0	0	0.00	0.00	0	0.00
2	Public - The Bank of New York Mellon (Depository for the equity shares representing the underlying shares to the Global Depository Receipts (GDRs) issued to the investors overseas)		1	9,19,26,985	9,19,26,985	4.02	3.87	0	0.00
	<b>GRAND TOTAL (A)+(B)+(C)</b>		<b>409944</b>	<b>2,37,79,44,450</b>	<b>2,36,92,85,860</b>		<b>100.00</b>		<b>0.00</b>

\* Being held in different folios



AXIS BANK LIMITED - Statement Showing Shareholding Pattern - for the quarter ended 30.09.2015

(i)(b) Statement showing holding of securities (including shares, warrants, convertible securities) of persons belonging to the category "Promoter and Promoter Group"

Sr. No. (I)	Name of the shareholder (II)	Total shares held		Encumbered shares			Details of warrants		Details of convertible securities		Total shares (including underlying shares assuming full conversion of warrants and convertible securities) as a % of diluted share capital (XII)
		Number (III)	As a % of grand total (A)+(B)+(C) (IV)	Number (V)	As a percentage (VI) = (V)/(III)*100 (VII)	As a % of grand total (A)+(B)+(C) of sub-clause (I)(a) (VII)	Number of warrants held (VIII)	As a % total number of warrants of the same class (IX)	Number of convertible securities held (X)	As a % total number of convertible securities of the same class (XI)	
1	Administrator of the specified undertaking of the Unit Trust of India - (SUUTI) (Total Folios - 4)	274840905	11.56	0.00	0.00	0.00	0.00	0.00	0.00	0.00	0.00
2	Life Insurance Corporation of India (Total Folios - 28)	334328780	14.14	0.00	0.00	0.00	0.00	0.00	0.00	0.00	0.00
3	General Insurance Corporation of India	39887836	1.68	0.00	0.00	0.00	0.00	0.00	0.00	0.00	0.00
4	The New India Assurance Company Limited	26016585	1.09	0.00	0.00	0.00	0.00	0.00	0.00	0.00	0.00
5	National Insurance Company Limited	13475285	0.57	0.00	0.00	0.00	0.00	0.00	0.00	0.00	0.00
6	The Oriental Insurance Company Limited	6267235	0.26	0.00	0.00	0.00	0.00	0.00	0.00	0.00	0.00
7	United India Insurance Company Limited	5747809	0.24	0.00	0.00	0.00	0.00	0.00	0.00	0.00	0.00
	<b>TOTAL</b>	<b>702554535</b>	<b>29.54</b>	<b>0.00</b>	<b>0.00</b>	<b>0.00</b>	<b>0.00</b>	<b>0.00</b>	<b>0.00</b>	<b>0.00</b>	<b>0.00</b>



AXIS BANK LIMITED - Statement Showing Shareholding Pattern - for the quarter ended 30.09.2015

(I)(c) (I) Statement showing holding of securities (including shares, warrants, convertible securities) of persons belonging to the category "Public" and holding more than 1% of the total number of shares

Sr. No.	Name of the shareholder	Number of shares	Shares as a percentage of total number of shares (i.e., Grand Total (A)+(B)+(C) indicated in Statement at para (I)(a) above)	Details of warrants		Details of convertible securities		Total shares (including shares assuming full conversion of warrants and convertible securities) as a % of diluted share capital
				Number of warrants held	As a % total number of warrants of the same class	Number of convertible securities held	% w.r.t total number of convertible securities of the same class	
1	THE BANK OF NEW YORK MELLON, DR	91926985	3.87	0	0	0	0	0
2	ICI PRUDENTIAL LIFE INSURANCE COMPANY LTD	53189141	2.24	0	0	0	0	0
3	EUROPACIFIC GROWTH FUND	39951415	1.68	0	0	0	0	0
4	GOVERNMENT PENSION FUND GLOBAL	33116360	1.39	0	0	0	0	0
5	COPTHALL MAURITIUS INVESTMENT LIMITED	30287514	1.27	0	0	0	0	0
6	LAZARD ASSET MANAGEMENT LLC A/C LAZARD EMERGING MARKETS PORTFOLIO	30267699	1.27	0	0	0	0	0
7	CENTAURA INVESTMENTS (MAURITIUS) PTE LTD	25547908	1.07	0	0	0	0	0
8	GENESIS INDIAN INVESTMENT COMPANY LIMITED -GENERAL SUB FUND	25223650	1.06	0	0	0	0	0
	<b>TOTAL</b>	<b>329510672</b>	<b>13.86</b>	<b>0</b>	<b>0</b>	<b>0</b>	<b>0</b>	<b>0</b>

(I)(c) (II) Statement showing holding of securities (including shares, warrants, convertible securities) of persons (together with PAC) belonging to the category "Public" and holding more than 5% of the total number of shares of the company

Sr. No.	Name of the shareholder	Number of shares	Shares as a percentage of total number of shares (i.e., Grand Total (A)+(B)+(C) indicated in Statement at para (I)(a) above)	Details of warrants		Details of convertible securities		Total shares (including shares assuming full conversion of warrants and convertible securities) as a % of diluted share capital
				Number of warrants held	As a % total number of warrants of the same class	Number of convertible securities held	% w.r.t total number of convertible securities of the same class	
	NIL	0	0.00	0	0	0	0	0



AXIS BANK LIMITED - Statement Showing Shareholding Pattern - for the quarter ended 30.09.2015				
(l)(d) Statement showing details of locked-in shares				
Sr. No.	Name of the shareholder	Number of locked-in shares	Locked-in shares as a percentage of total number of shares {i.e., Grand Total (A)+(B)+(C) indicated in Statement at para (l)(a) above}	Promoter/Promoter Group/Public
1	Life Insurance Corporation of India	21202250	0.89	PROMOTER
2	General Insurance Corporation of India	3859950	0.16	PROMOTER
3	The New India Assurance Company Limited	1765510	0.07	PROMOTER
4	National Insurance Company Limited	1815785	0.08	PROMOTER
5	United India Insurance Company Limited	546230	0.02	PROMOTER
	<b>TOTAL</b>	<b>29189725</b>	<b>1.24</b>	
<b>LOCK IN UPTO 03/02/2016.</b>				



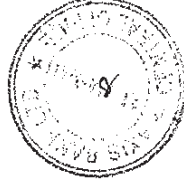
AXIS BANK LIMITED - Statement Showing Shareholding Pattern - for the quarter ended 30.09.2015

(II)(a) Statement showing details of Depository Receipts (DRs)

Sr. No.	Type of outstanding DRs	Number of outstanding GDRs	Number of shares underlying outstanding GDRs	Shares underlying outstanding GDRs as a percentage of total number of shares {i.e., Grand Total (A)+(B)+(C) indicated in Statement at para (I)(a) above}
1	GDRs	91926985	91926985	3.87
	<b>TOTAL</b>	<b>91926985</b>	<b>91926985</b>	<b>3.87</b>



AXIS BANK LIMITED - Statement Showing Shareholding Pattern - for the quarter ended 30.09.2015			
<u>Statement showing Holding of Depository Receipts (DRs), where underlying shares held by 'promoter/promoter group' are in excess of 1% of the total number of shares</u>			
Sr. No.	Name of the DR Holder	Type of outstanding DRs	Number of shares underlying outstanding GDRs
1	NA	NA	NA
		TOTAL	0
Shares underlying outstanding GDRs as a percentage of total number of shares (i.e., Grand Total (A)+(B)+(C) indicated in Statement at para (I)(a) above)			NA





Axis Bank Limited - Statement showing the voting pattern of shareholders, if more than one class of shares/securities is issued for the quarter ended 30.09.2015

(III) (a)																			

