

The Manager The Bombay Stock Exchange Limited, Phiroze Jeejeebhoy Towers, Dalal Street, MUMBAI - 400 001 Scrip Code : 532234	The Manager Listing Department National Stock Exchange of India Ltd., Exchange Plaza, Bandra-Kurla Complex, Bandra East, MUMBAI - 400 051 Symbol : NATIONALUM
---	--

Subject: Disclosure of Schedule of Analyst / Institutional Investor Meet for National Aluminium Company Limited.

Dear Sir,

In terms of Regulation 30, Regulation 46 and Schedule III, Part A and other applicable provisions of the Securities and Exchange Board of India (Listing Obligations and Disclosure Requirements) Regulations 2015, as amended read with corresponding circulars and notifications issued thereunder, it is hereby informed that the Company will be participating in non-deal roadshows and shall be meeting prospective investors on 9th January 2017 at Chennai. The non-deal road show is being organised by ICICI Securities Limited and Deutsche Bank.

A copy of the corporate presentation for the road show which was used during Mumbai non-deal road show between 4th and 5th January 2017 and sent to Stock Exchanges vide our letter dtd. 3rd January 2017 is once again attached. Furthermore, the corporate presentation of the Company is disseminated on the website of the Company at www.nalcoindia.com.

This is for your information and records.

Thanking you.

Yours faithfully,
for **National Aluminium Co. Ltd.**


(K. N. RAVINDRA)
ED - COMPANY SECRETARY

Encl: As above.

नेशनल एल्यूमिनियम कम्पनी लिमिटेड
(भारत सरकार का उद्यम)

निगम कार्यालय
नालको भवन, नयापल्ली, भुवनेश्वर-751 013, भारत

(CIN # L27203OR1981GOI000920)

EPABX: (0674) - 2301988 to 999 Ext. 2585,2586,2587 Direct: 2303197 Telefax : 2300677
website : www.nalcoindia.com

National Aluminium Company Limited

(A Government of India Enterprise)

CORPORATE OFFICE

NALCO BHAVAN, Nayapalli, Bhubaneswar - 751 013, INDIA



Corporate Presentation

January, 2017



Disclaimer



THIS PRESENTATION ("PRESENTATION") IS NOT AN OFFER TO SELL ANY SECURITIES OR A SOLICITATION TO BUY ANY SECURITIES OF NATIONAL ALUMINIUM COMPANY LIMITED (THE "COMPANY").

The material that follows is a Presentation of general background information about the Company's activities as at the date of the Presentation. It is information given in summary form and does not purport to be complete and cannot be guaranteed that such information is true and accurate. This Presentation does not constitute a prospectus, offering circular or offering memorandum or an offer, or a solicitation of any offer, to purchase or sell, any shares and should not be considered as a recommendation that any investor should subscribe for or purchase any of the Company's equity shares.

This Presentation includes statements that are, or may be deemed to be, "forward-looking statements". These forward-looking statements can be identified by the use of forward-looking terminology, including the terms "believes", "estimates", "anticipates", "projects", "predicts", "aims", "foresees", "plans", "expects", "intends", "may", "will", "seeks" or "should" or, in each case, their negative or other variations or comparable terminology, or by discussions of strategy, plans, aims, objectives, goals, future events or intentions. These forward-looking statements include all matters that are not historical facts. They appear in a number of places throughout this Presentation and include statements regarding the Company's intentions, beliefs or current expectations concerning, amongst other things, its results or operations, financial condition, liquidity, prospects, growth, strategies and the industry in which the Company operates. By their nature, forward-looking statements involve risks and uncertainties because they relate to events and depend on circumstances that may or may not occur in the future. Forward-looking statements are not guarantees of future performance including those relating to general business plans and strategy of the Company, its future outlook and growth prospects, and future developments in its businesses and its competitive and regulatory environment. Neither the Company, nor its Directors, the President of India, acting through the Ministry of Mines, Government of India ("Promoter"), affiliates or other advisors or representatives nor any of its or their parent or subsidiary undertakings or any such person's officers or employees gives any assurance that the assumptions underlying such forward-looking statements are free from errors nor do any of them accept any responsibility for the future accuracy of the forward-looking statements contained in this Presentation or the actual occurrence of the forecasted developments. Forward-looking statements speak only as of the date of this presentation. As a result, the Company expressly disclaims any obligations or undertaking to release any update or revisions to any forward-looking statements in this presentation as a result of any change in expectations or any change in events, conditions, assumptions or circumstances on which these forward-looking statements are based. No representation, warranty or undertaking, express or implied, is made or assurance given that such statements, views, projections or forecasts, if any, are correct or that the objectives of the Company will be achieved. The Company's actual results of operations, financial condition and liquidity, and the development of the business sector in which the Company operates, may differ materially from those suggested by the forward-looking statements contained in this Presentation. In addition, even if the Company's results of operations, financial condition and liquidity, and the development of the industry in which the Company operates, are consistent with the forward-looking statements contained in this Presentation, those results or developments may not be indicative of results or developments in subsequent periods.

The Company, as such, makes no representation or warranty, express or implied, as to, and does not accept any responsibility or liability with respect to, the fairness, accuracy, completeness or correctness of any information or opinions contained herein. The information contained in this Presentation, unless otherwise specified is only current as of the date of this Presentation. None of the Company, its Directors, Promoters or affiliates, nor any of its or their respective employees, advisors or representatives or any other person accepts any responsibility or liability whatsoever, whether arising in tort, contract or otherwise, for any errors, omission or inaccuracies in such information or opinions or for any loss, cost or damage suffered or incurred however arising, directly or indirectly, from any use of its documents or its contents or otherwise in connection with this document. The Company assumes no responsibility to publicly amend, modify or revise any forward looking statements, on the basis of any subsequent development, information or events, or otherwise. By attending the presentation you acknowledge that you will be solely responsible for your own assessment of the market and the market position of the Company and that you will conduct your own analysis and be solely responsible for forming your own view of the potential future business of the Company. This presentation has been prepared based on the information available in the public domain and internal management information and estimates. The information contained herein is subject to change without notice. Past performance is not indicative of future results.

This presentation is strictly confidential and may not be copied or disseminated, in whole or in part, and in any manner or for any purpose. No person is authorized to give any information or to make any representation not contained in or inconsistent with this presentation and if given or made, such information or representation must not be relied upon as having been authorized by any person. Failure to comply with this restriction may constitute a violation of the applicable securities laws. This presentation is not intended for distribution or publication in the United States. Neither this document nor any part or copy of it may be distributed, directly or indirectly, in the United States. The distribution of this document in certain jurisdictions may be restricted by law and persons in to whose possession this presentation comes should inform themselves about and observe any such restrictions. By reviewing this presentation, you agree to be bound by the foregoing limitations. You further represent and agree that (i) you are located outside the United States and you are permitted under the laws of your jurisdiction to receive this presentation or (ii) you are located in the United States and are a "qualified institutional buyer" (as defined in Rule 144A under the U.S. Securities Act of 1933, as amended (the "Securities Act")).

This presentation is not an offer to sell or a solicitation of any offer to buy the securities of the Company in the United States or in any other jurisdiction where such offer or sale would be unlawful. Securities may not be offered, sold, resold, pledged, delivered, distributed or transferred, directly or indirectly, in to or within the United States absent registration under the Securities Act, except pursuant to an exemption from, or in a transaction not subject to, the registration requirements of the Securities Act and in compliance with any applicable securities laws of any state or other jurisdiction of the United States. Any public offering or sale of securities of the Company to be made in the United States will be made by means of a prospectus that may be obtained from the Company or the selling security holder and that will contain detailed information about the Company and its management, as well as financial statements. The Company's securities have not been and will not be registered under the Securities Act.

This document has not been and will not be reviewed or approved by a regulatory authority in India or by any stock exchange in India. This document and its contents should not be forwarded or delivered or transmitted in any manner to any person other than its intended recipient, and should not be reproduced in any manner whatsoever. The distribution of this presentation in certain jurisdictions may be restricted by law and persons in to whose possession this presentation comes should inform themselves about and observe such restrictions. By reviewing this Presentation, you agree to be bound by the foregoing limitations.

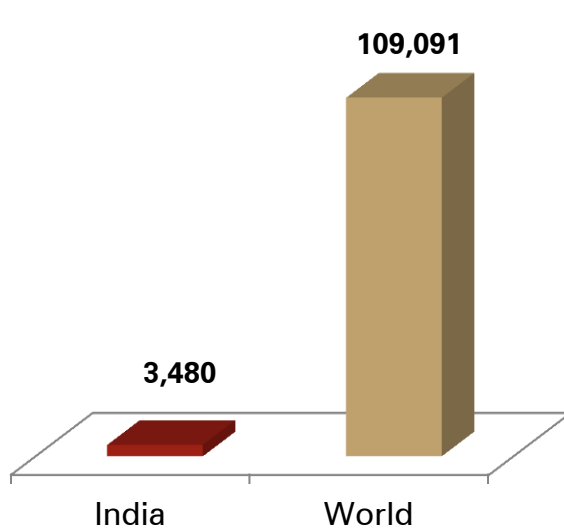
Aluminium Sector



Bauxite Reserves & Alumina-Aluminium Production (2015)

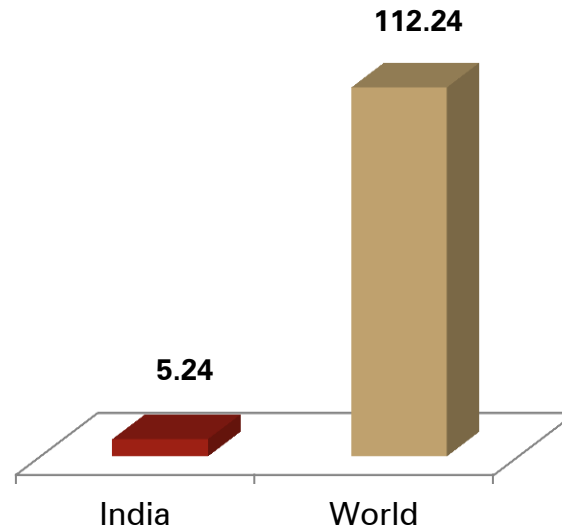
Bauxite Reserves & Resources

(Million Tonnes)



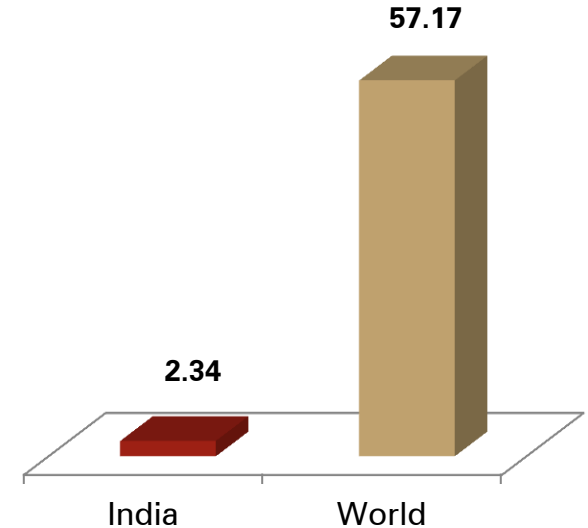
Alumina Production

(Million Tonnes)



Aluminium Production

(Million Tonnes)



India

- Ⓐ Bauxite reserves : 3.19% of world reserve & resources
- Ⓐ Alumina Production : 4.7% of world production
- Ⓐ Aluminium Production : 4.1% of world production

Global and Indian Aluminium Industry



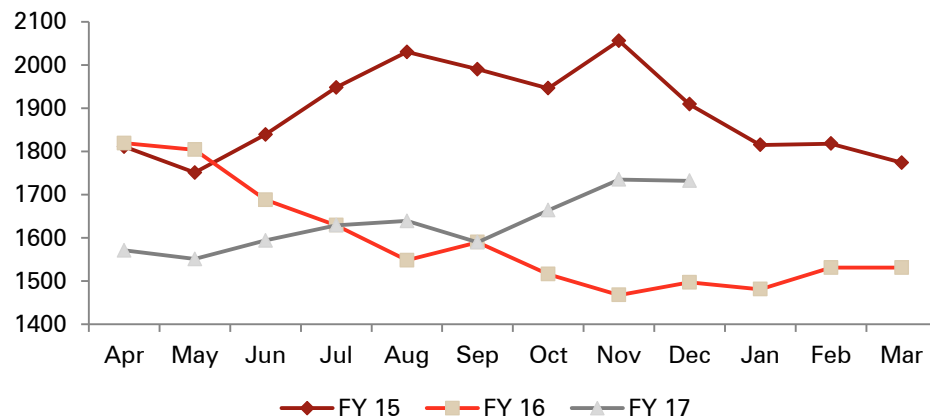
China vs. Rest of the World

- The global economy grew by 3.1%¹ in 2015
 - Expected to grow by 3.1%¹ in 2016 and 3.4%¹ in 2017
- Global aluminium production increased by 7.3% in 2015²
 - Growth in production:
 - China: 11.8%
 - Rest of world: 2.4%
- China continues to be the world's largest producer and consumer of aluminium²

Source:
 1. International Monetary Fund
 2. Bloomberg

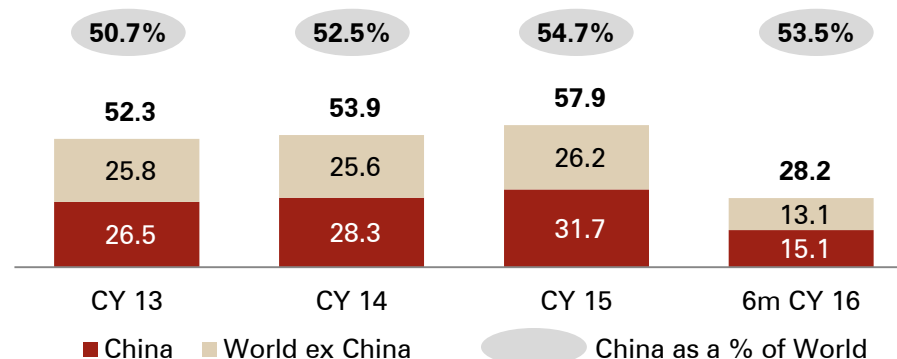
London Metal Exchange (LME) Aluminium Price (\$/te)

Prices have recovered in current year after decreasing in FY16



Source: Bloomberg

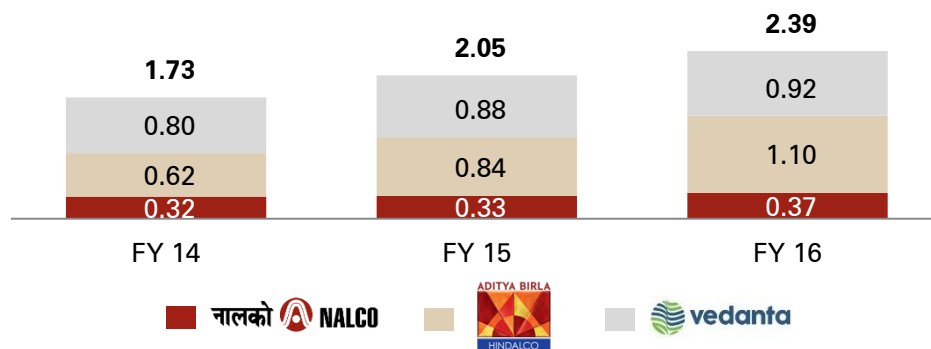
World Aluminium Production (million tonnes)



Source: Bloomberg

The Indian Primary Aluminium Industry Consists of Three Major Players

Aluminium Production (million tonnes)

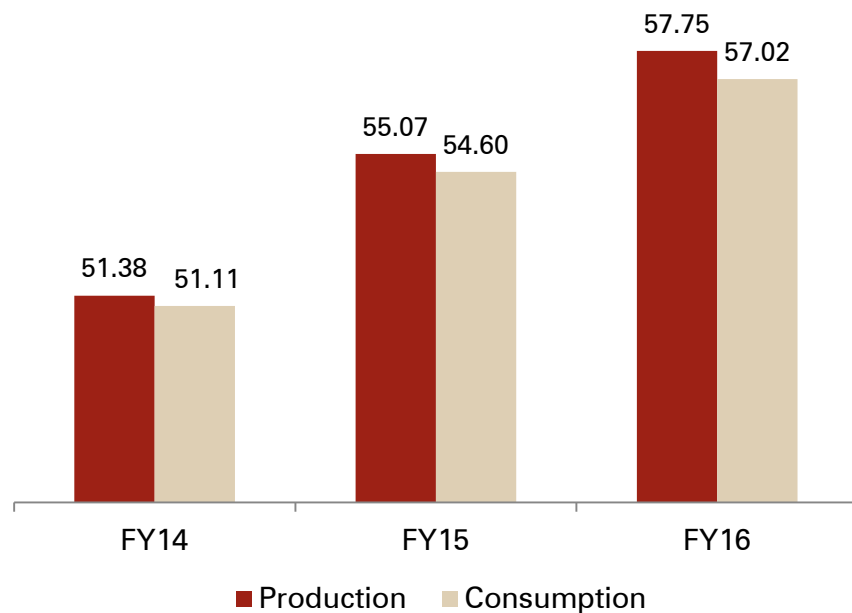


Source: Ministry of Mines, Annual Report 2015-16

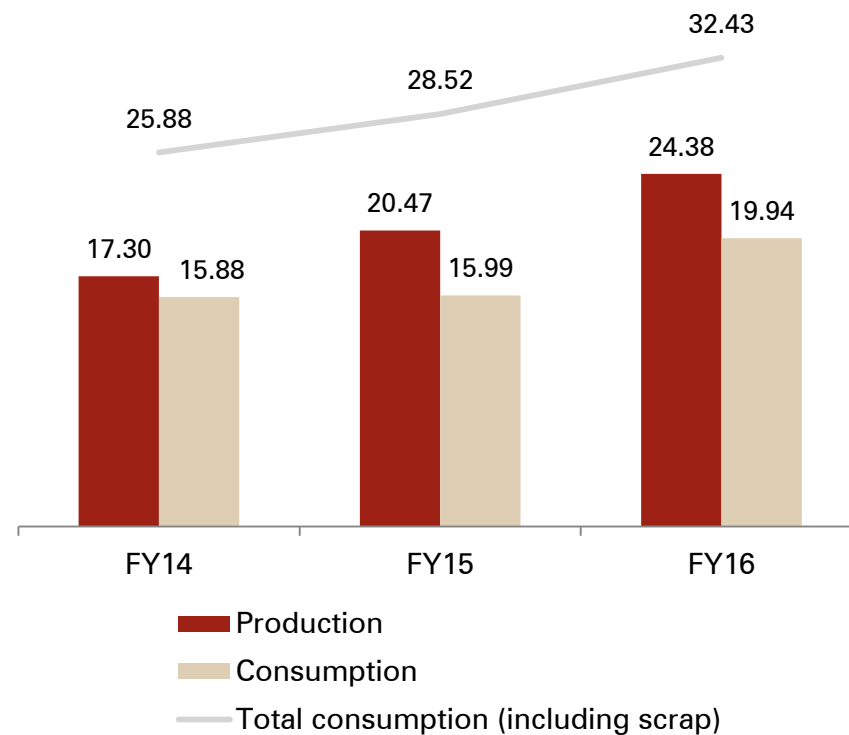
Primary Aluminium : Production & Consumption (Last three years)



Global (Million Tonnes)



India (Lakh Tonnes)



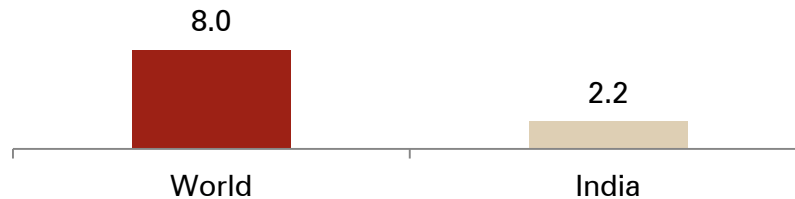
	March '2016	March'2015
Global Metal Stock	15.37	14.67

Power, construction and automobile sectors to drive long-term demand



India's Per Capita Aluminium Consumption Currently Low

(kg/person)

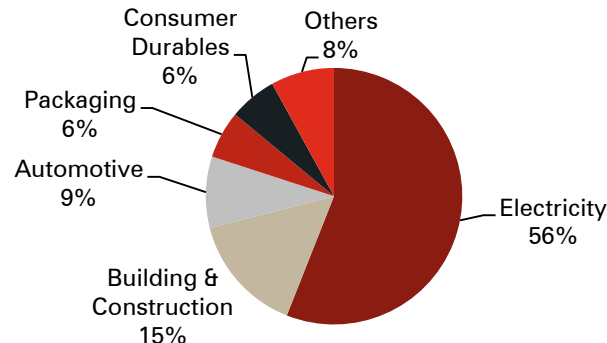


Demand for aluminium is expected to grow largely in line with the annual GDP growth rate

Source: Ministry of Mines, Annual Report 2015-16

Power, Construction and Automobile Sectors Account for ~80% of Aluminium Consumption

Primary Aluminium Consumption (FY 16)



Source: Aluminium Association of India

Growth Drivers

1 Power Sector

- ⚡ Gol is planning significant investments to expand India's transmission and distribution network over the next five years
- ⚡ Improved electricity demand and initiatives such as UDAY are expected to further support sectoral growth

2 Construction Sector

- ⚡ Aluminium is widely used to make window frames, doors and industry roofings
- ⚡ Rising urbanization is expected to contribute to housing demand
- ⚡ 100 Smart Cities and 500 AMRUT Cities likely to invite investments of Rs. 2 tn bn in the next five years

3 Automotive Sector

- ⚡ Improving consumer sentiments and urbanization are expected to increase sale of cars and two wheelers
- ⚡ Revival in industrial and commercial activity is expected to improve commercial vehicle sales



Recent Developments in Aluminium Sector

Global

- ⌚ Global demand expected to grow by about 5% in 2016.
- ⌚ Stronger USA economy expected to improve demand in USA.
- ⌚ Chinese demand expected to grow by 7%.
- ⌚ Subdued Europe growth
- ⌚ Both alumina and energy prices started hardening.
- ⌚ Logistic and transport constraints , environmental issues and caustic soda shortages supporting Alumina prices.
- ⌚ Alumina prices aided by the metal production growth.
- ⌚ Higher metal prices leading to Chinese restarts

India

- ⌚ Pick up in industrial activity and good monsoon expected to help robust domestic demand
- ⌚ Domestic demand, Improved LME (US\$/MT) price along with Rupee depreciation augurs well for domestic pricing in India.
- ⌚ Coal visibility improved with availability of e-auction coal.
- ⌚ Cheap imports impacts domestic players.
- ⌚ GST implementation will improve investors sentiment and domestic consumption

Company Overview

Leading Aluminium Producer in India¹



Long Standing Presence

- A 'Navratna' Company
- Over 35 years of experience in manufacturing and selling aluminium products
- Third largest aluminium producer in India
- Government of India (GoI) shareholding of 74.58 %

Fully Integrated Operations

- Integrated aluminium producer encompassing mining ore to metal
 - Bauxite Mines:** 6.825 MTPA
 - Alumina Refinery:** 2.275 MTPA
 - Aluminium Smelter:** 0.46 MTPA
 - Thermal Power:** 1,200 MW
 - Wind Power:** 148 MW

Extensive Product Portfolio

- Aluminium:** Ingots, Wire rods, Billets and Rolled products
- Alumina:** Alumina Hydrate, Calcined Alumina, Special Grade Alumina and Hydrate and Zeolite

Roadmap for Expansion and Diversification

- Plans to increase alumina refining capacity by 1 MTPA
- Greenfield plans: alumina refinery and smelter
- Value addition plans: aluminium park
- Diversification plans: solar, wind and caustic soda

Strong Financial Performance

- Market Capitalization – Rs. 12,854 Cr ²
- FY16 Revenue – Rs. 7,353 Cr ³, FY16 EBITDA – Rs. 1,475 Cr ³, FY16 PAT – Rs. 731 Cr ³
- Debt free Company

Notes:

- Ministry of Mines, Annual Report 2015-16
- BSE as of January 02, 2017
- Company annual report FY16



Fully Integrated Operations (1/2)

Bauxite Mining

- 8th largest bauxite deposit globally ¹
- Capacity: 6.825 MTPA
- Operational since November 1985
- Original resources of 310 million tonnes over 16 sq km
- Ore quality – 45% alumina
- Mechanized open-cast mines
- Transport through 14.6 km conveyor belt
- Available resource: 207 million tonnes

Aluminium Refining

- Capacity: 2.275 MTPA
- 14km from bauxite mine
- Atmospheric pressure digestion process
- Pre-desilication and inter-stage cooling for higher productivity
- Energy efficient fluidised bed calciners
- Co-generation of 4x18.5 MW power by use of back pressure turbine in steam generation plant
- Technology from Rio-Tinto-Alcan

Aluminium Smelting

- Capacity: 0.46 MTPA
- Integrated facility for manufacturing carbon anodes, bus bars, anode stems etc.
- Ingots, billets, wire rods, sows, strips & rolled products
- Hyper Dense Phase System (HDPS) for alumina feeding.
- Technology from Rio-Tinto-Alcan (RTA)

Captive Thermal Power Plant

- Capacity: 1,200 MW (10x120MW)
- Meets entire requirement of smelter, feeds 35MW to refinery
- 18.5 km captive railway system linked to Talcher coalfields
- High PLF, zero effluent discharge
- Advanced electro-static precipitator for pollution control



Operations across the aluminium value chain with access to large bauxite reserves and power & port infrastructure

Notes:

1. Geological Survey of India



Fully Integrated Operations (2/2)

Coal Blocks

- Utkal D & E coal blocks allotted by Centre
- 160 mn tonnes reserves
- Located near captive power plant in Angul
- Expected to assist in smooth operations and expansion plans

Port Facilities

- Capacity to handle ships up to 40,000 DWT
- Exporting alumina and importing caustic soda
- Mechanized mobile ship loader
- Mechanized storage and handling facility
- Alumina storage capacity: 3 x 25,000MT RCC Silos.
- Caustic soda Lye storage capacity: 3 x 10,000LMT

Rolled Product Units

- 50,000 MT per annum Rolled Products Unit
- Integrated with the Smelter Plant at Angul
- Production of aluminium cold rolled sheets and coils from continuous caster route
- Based on the advanced technology of FATA Hunter, Italy (part of Danieli group)

Renewable Energy Projects


Wind Projects

- 50.4 MW in Andhra Pradesh, 47.6 MW and another 50 MW in Rajasthan (Commissioned in September 2016)

- 50.4 MW under erection and commissioning in Maharashtra

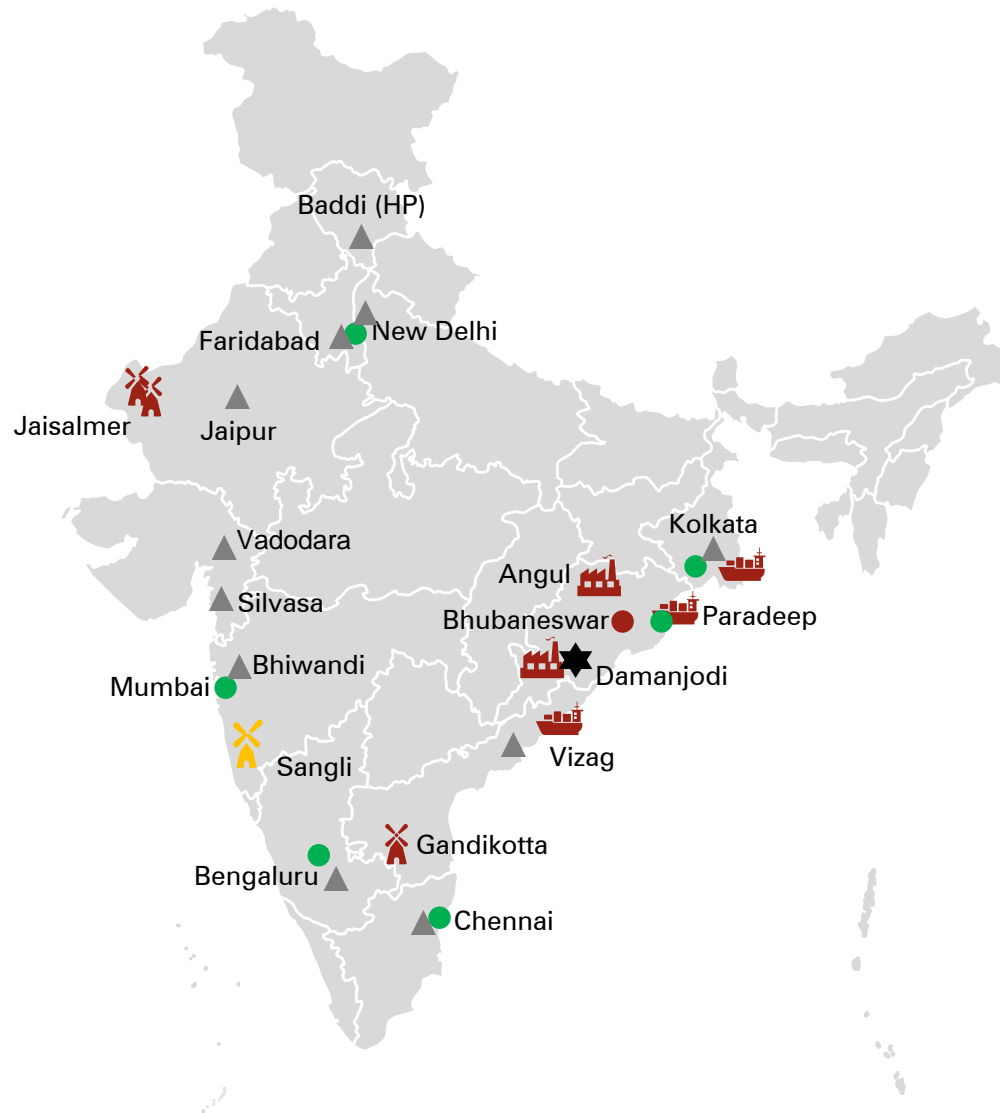
Solar Projects

- 260 kwp rooftop solar at corporate office and NALCO township, Bhubaneswar
- 50 kwp commissioning in progress at NALCO Research and Technology Centre



Operations across the aluminium value chain with access to large bauxite reserves and power & port infrastructure

Our Presence



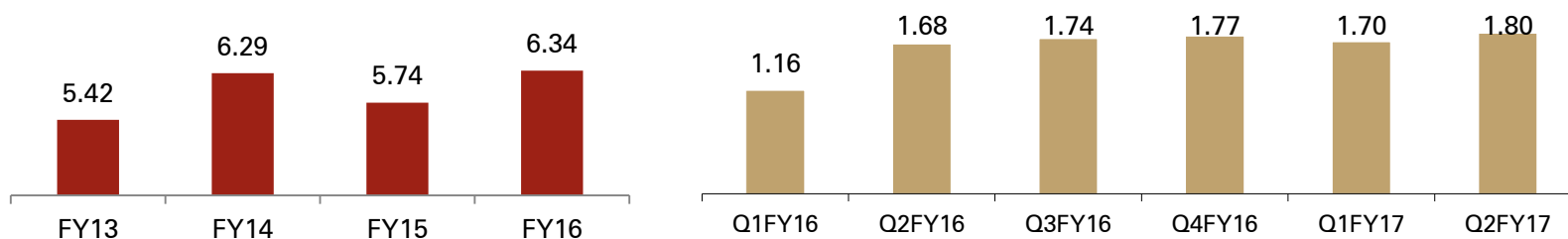
- Registered Office
- Regional Offices - 6
- Production Centers - 2
- Ports - 3
- Bauxite Mines - 1
- Stockyards - 11
- Wind Power-3
- Wind Power under construction -1

Production and Sales

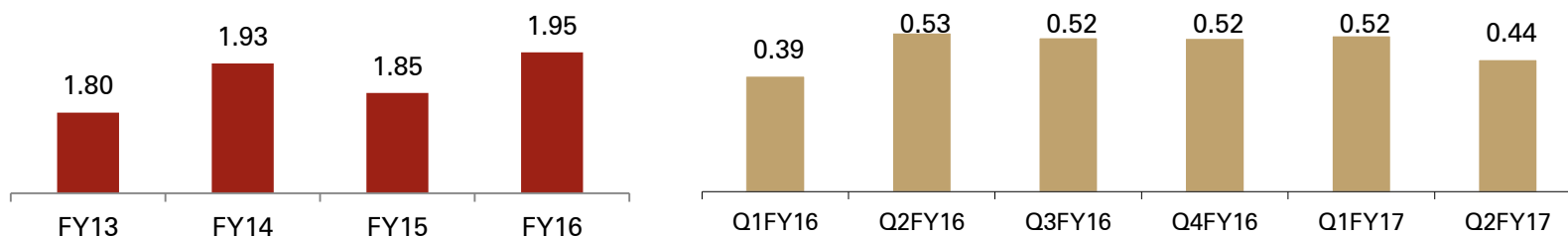
Production Growth



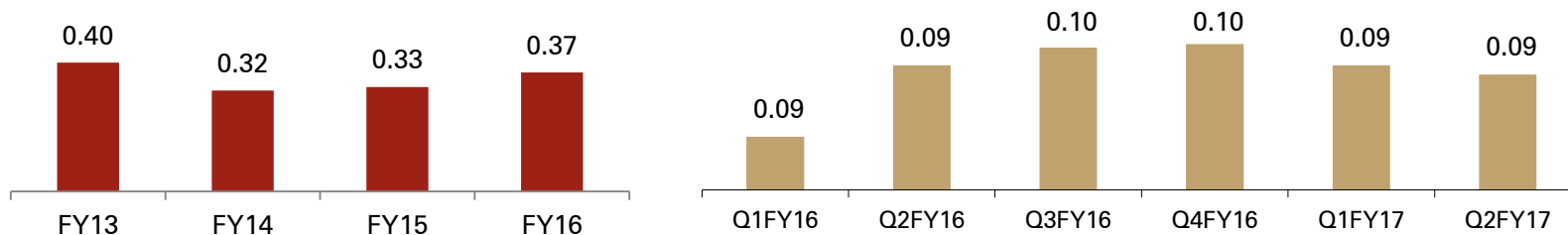
**Bauxite
(Million Tonnes)**



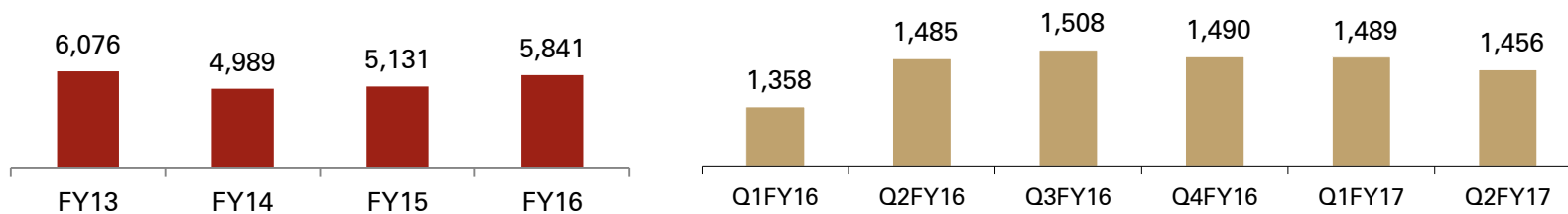
**Alumina
(Million Tonnes)**



**Aluminium
(Million Tonnes)**



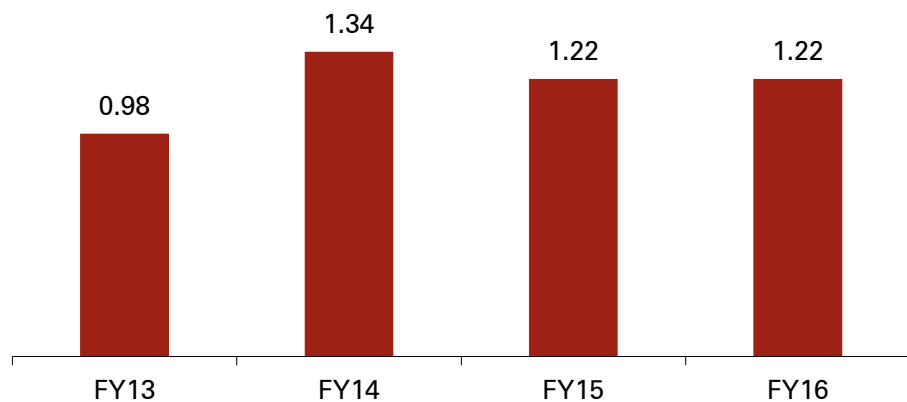
**Power
(Million Units)**



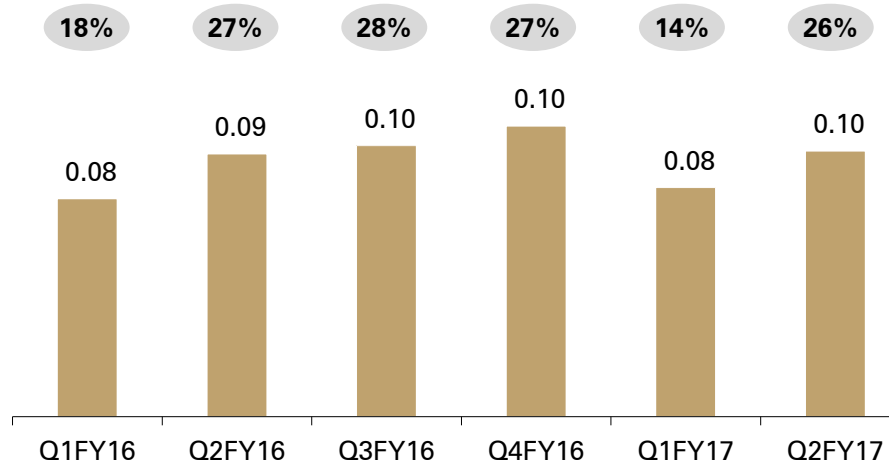
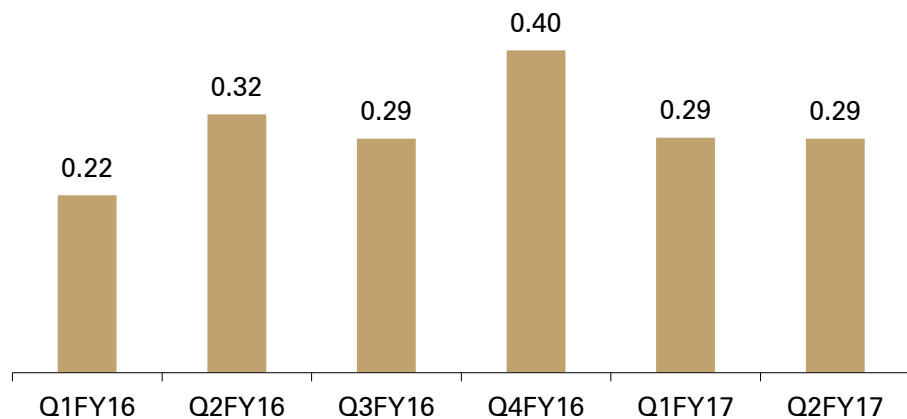
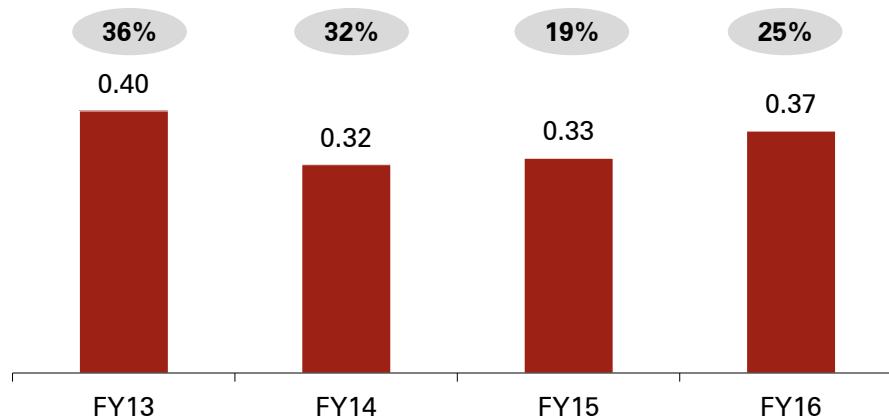
Sales Volume



Alumina (Million Tonnes)



Aluminium (Million Tonnes)

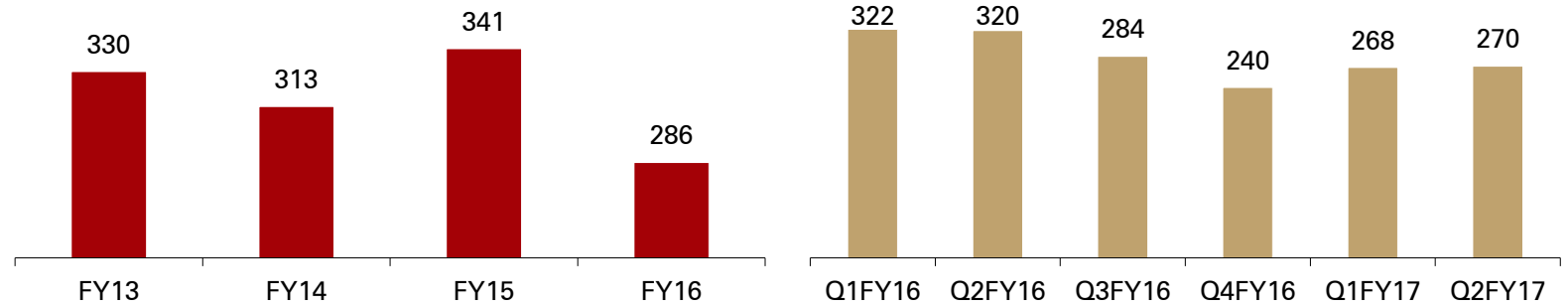


Aluminium export %

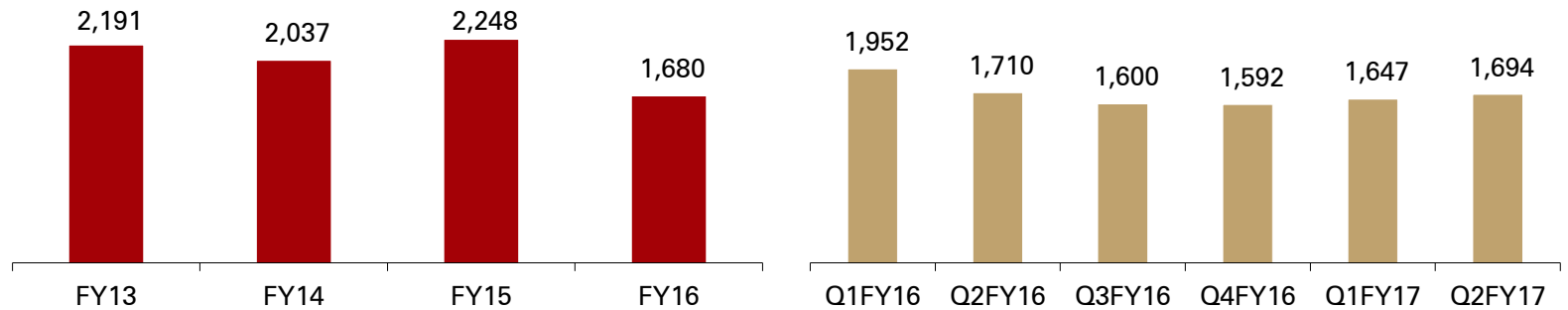


Average Realization

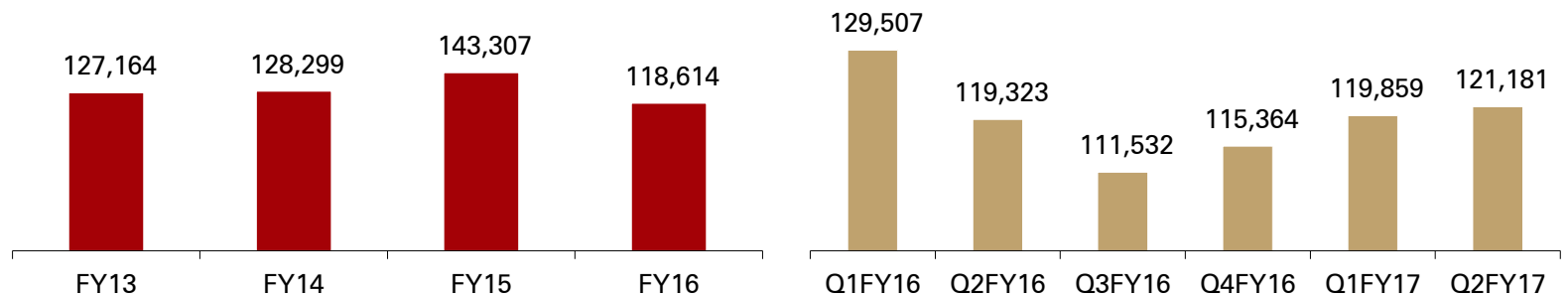
Alumina
Export
(\$/t)



Aluminium
Export
(\$/t)



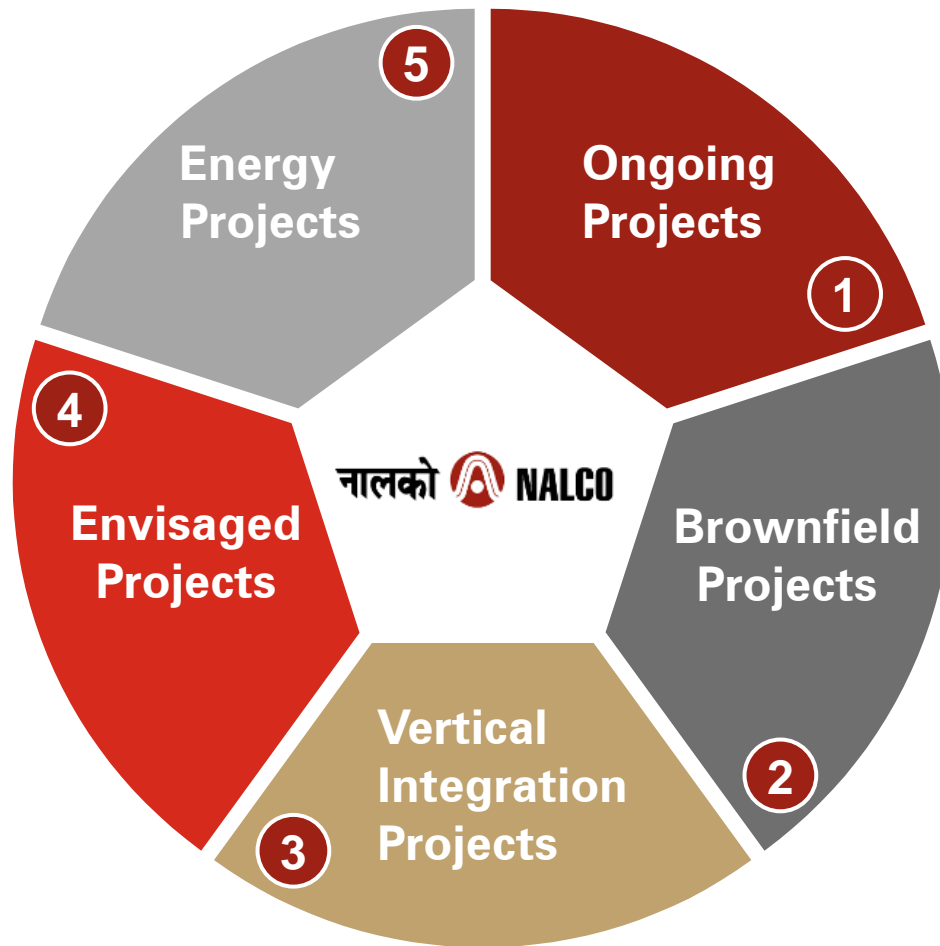
Aluminium
Domestic
(Rs/t)



Expansion and Diversification Plans



Expansion and Diversification Strategy



1

- Utkal D & E Coal Blocks
- 100 MW Wind Power Plants

2

- 5th Stream Alumina Refinery Expansion
- Brownfield Expansion of Smelter and Captive Power Plant

3

- Caustic Soda plant in collaboration with Gujarat Alkalies Chemicals Limited
- Angul Aluminium Park – JV with Odisha Industrial Infrastructure Development Corporation

4

- Smelter in Odisha
- Mines and Refinery in Andhra Pradesh
- Overseas Tolling/Smelter

5

- NTPC-NALCO Power Company
- 20 MW Solar Power plant in Madhya Pradesh
- 50 MW Wind Power Plant
- 50 MW Solar Power Plant



On-going & Brownfield Projects

On-going Projects

Location	Capacity	Estimated Investment (Rs. Cr)	Status	Likely Completion
Utkal D & E Coal Blocks				
Talcher, Odisha	2 MTPA	534	<ul style="list-style-type: none"> Utkal-E along with Utkal-D re-allocated vide notification dated September 11, 2015 Allotment order issued by Ministry of Coal in May 2016 Central Mine Planning and Design Institute engaged for preparation of mining plan 	January, 2020
100 MW Wind Power Projects				
Sangli Maharashtra & Jaisalmer, Rajasthan	100 MW	700	<ul style="list-style-type: none"> 50 MW commissioned in Rajasthan in September 2016 90% progress achieved for 50.4 MW WPP in Maharashtra. Commissioning expected by January, 2017 subject to project registration approval from Maharashtra Energy Development Agency (MEDA). 	January, 2017

Brownfield Projects

Location	Capacity	Estimated Investment (Rs. Cr)	Status	Likely Completion
5th Stream Alumina Refinery Expansion				
Damanjodi, Odisha	1 MTPA	5,540	<ul style="list-style-type: none"> Investment approval accorded by Board. Statutory Clearances underway Public Hearing for Environment Clearance held on September 28, 2016 	2021
Brownfield Expansion of Existing Smelter Plant				
Angul, Odisha	0.5 MTPA	10,000	<ul style="list-style-type: none"> Preliminary Discussions held with RTAIL in Nov'16. Power at viable rate to be availed from NTPC 	-

Vertical Integration Projects



Location	Capacity	Estimated Investment (Rs. Cr)	Status	Likely Completion
Caustic Soda plant in collaboration with Gujarat Alkalies Chemicals Limited (GACL)				
Dahej, Gujarat	Caustic Soda: 0.27 MTPA CPP: 130 MW	1999 (NALCO's equity in the project: Rs. 240 crore)	<ul style="list-style-type: none"> JV Company GACL-NALCO Alkalies & Chemicals Private Limited formed in December 2015 NALCO holds 40% equity interest in JV NALCO to source minimum 50,000 tonne of caustic soda from the JV Company Project clearances, detailed project report updation etc. are underway Location of the project has changed due to regulatory issues 	2019-20
Angul Aluminium Park – JV with Odisha Industrial Infrastructure Development Corporation (IDCO)				
Angul, Odisha	Aluminium downstream industries	99.60 (NALCO's equity in the project: Rs. 37 crore)	<ul style="list-style-type: none"> NALCO to supply 50,000 MT of molten aluminium per year for a period of 20 years Project approved by DIPP, GoI under Modified Industrial Infrastructure Upgradation Scheme (MIUS) for Central grant 224 acre Land acquisition for the project done Equity interest of NALCO revised to 49% Pricing mechanism of hot metal under finalisation 	2019-20

Envisaged Projects



Location	Capacity	Likely Investment (Rs. Cr)	Status
Smelter Plant, Odisha			
Greenfield Smelter, at Kamakhyanagar and Sundergarh, Odisha	Dhenkenal: 0.6 MTPA Sundergarh: 0.5 MTPA	22,000	Power at viable rate on sustainable basis from NTPC/NLC.
Mines and Alumina Refinery in Andhra Pradesh			
Andhra Pradesh	Bauxite: 6.0 MTPA Alumina: 2.0 MTPA	11,000	<ul style="list-style-type: none"> Gudem & KR Konda Mine reserved for NALCO by Govt. Viability will improve on allocation of Jerrela Bauxite Mines. Soft CSR activities going on.
Overseas Smelter & Power Plant			
Iran, Oman & Indonesia have been identified suitable destinations	Smelter: 0.5 MTPA Power: 1050 MW	19,000	<ul style="list-style-type: none"> MOU signed with Iranian Mines & Mining Industries Development & Renovation Organization (IMIDRO), Iran in May 2016 to explore business opportunity including toll smelting with alumina supplied from NALCO's refinery in India. A Joint Task Force (JTF) comprising members from NALCO and IMIDRO has been formed to recommend further course of action.

Energy Projects



Location	Capacity	Estimated Investment (Rs. Cr)	Status	Likely Completion
NTPC-NALCO Power Company				
Gajamara Power Project	2,400 MW	14,000	<ul style="list-style-type: none"> NALCO & NTPC, the Maharatna Power Producer, have entered into a MoU for developing power projects and other business collaborations in India The companies to float a JV, NTPC-NALCO Power Company, to set up power plants First power plant of 2,400 MW is planned in Odisha to supply uninterrupted power to NALCO's smelter in Angul and proposed Greenfield Smelter at Kamakhyanagar . 	-
Solar Power Plant, Madhya Pradesh				
Madhya Pradesh	20 MW	140	<ul style="list-style-type: none"> 20 MW solar project being set up to meet Renewable Purchase Obligation New & Renewable Energy Department (MPNRED) has accorded in-principle approval Selection of solar power developer for the project under process 	September, 2017
50 MW Wind Power Plant				
Wind potential location in the Country	50 MW	350	<ul style="list-style-type: none"> Selection of Wind Power Developer is underway 	January, 2018
50 MW Solar Power Plant				
Solar potential location in the Country	50 MW	310	<ul style="list-style-type: none"> Tender for selection of solar power developer to be issued shortly 	January, 2018

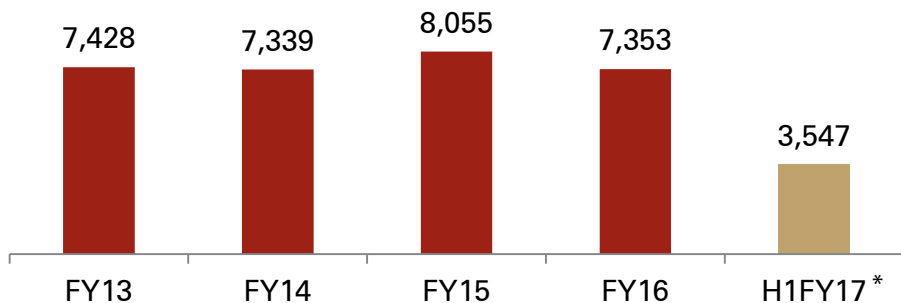
Key Financials



Key Financials (1/2)

Revenue

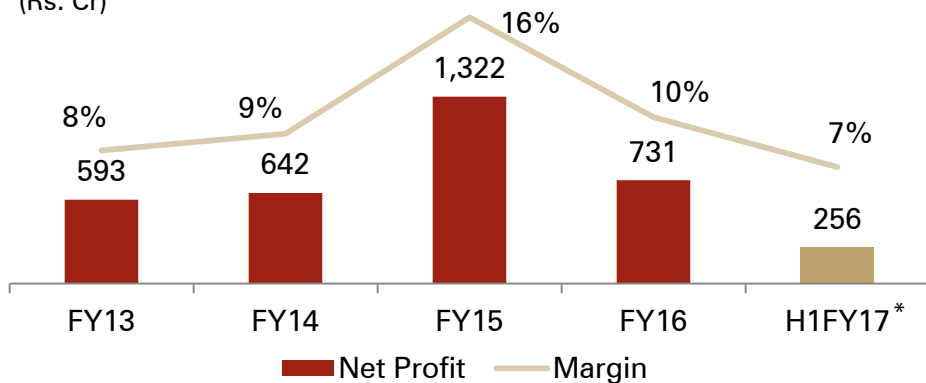
(Rs. Cr)



Note:
1 Revenue includes other income

Net Profit

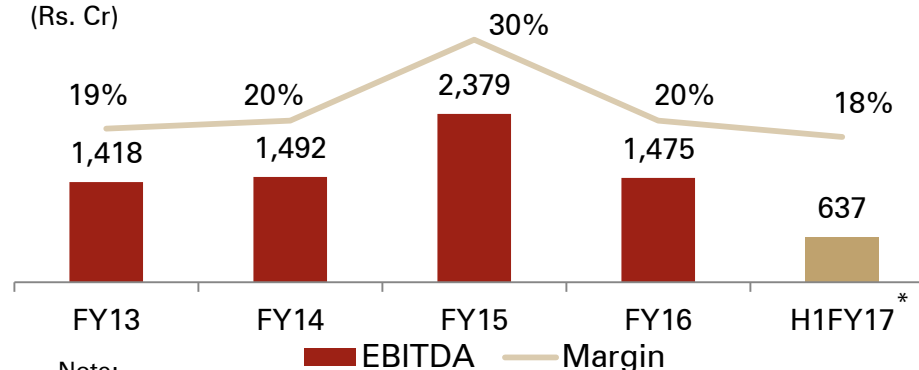
(Rs. Cr)



Note:
1 Net Profit margin = Net Profit/ Revenues (including other income)

EBITDA

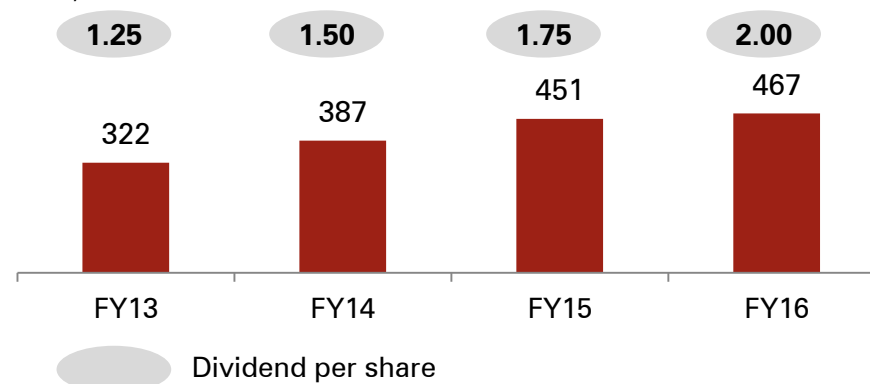
(Rs. Cr)



Note:
1 EBITDA includes other income excluding exceptional items
2 EBITDA margin = EBITDA (including other income) / Revenues (including other income)

Dividend

(Rs. Cr)

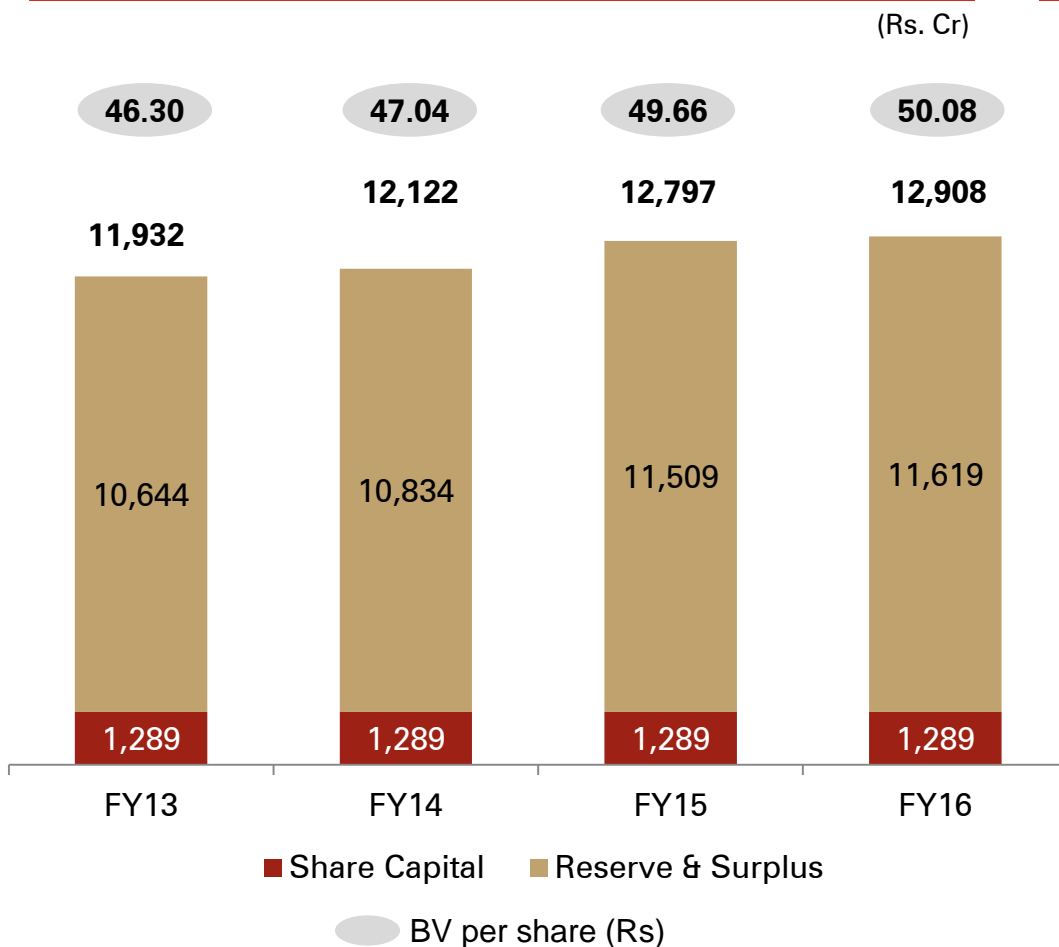


Note:
1 Dividend for FY 16 (Rs. 467 Cr.) includes interim dividend of Rs. 322 Cr. and final dividend of Rs. 145 Cr., post buy-back of shares



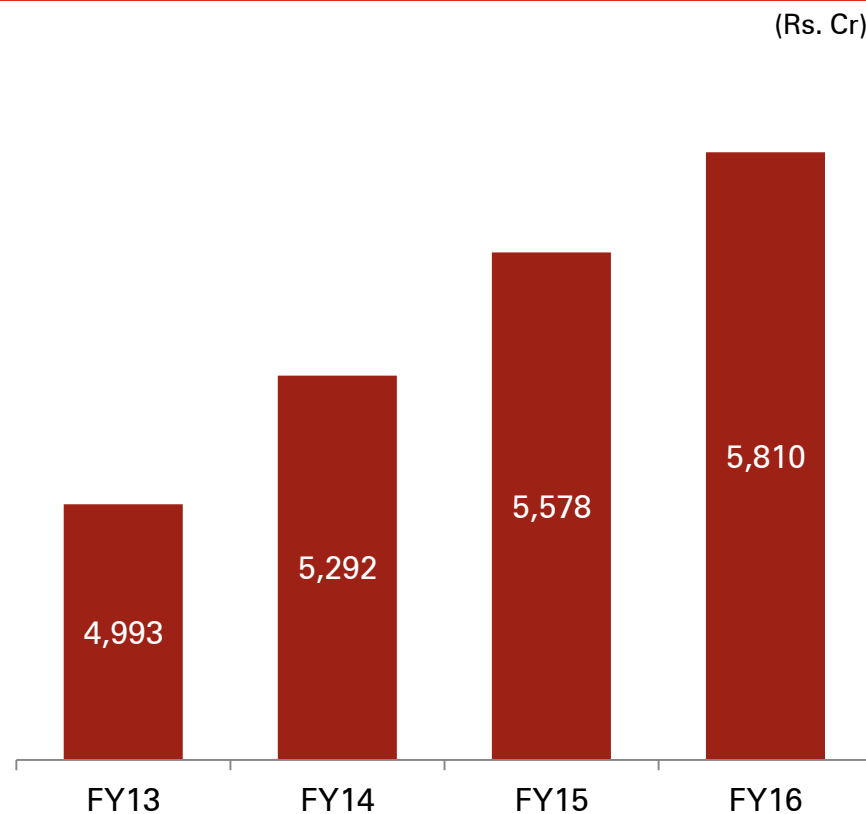
Key Financials (2/2)

Net Worth



Figures above the bar indicate Net Worth

Cash and Bank Balance



Note:

1 Cash and Bank Balance includes investment in Mutual Funds



Appendix



Buy Back of Shares

- Ⓐ Buy Back process of 25% of paid up capital (64.43 crore shares) completed in Sep'16
- Ⓐ Total cash outflow: Rs. 2,835 crore @ Rs. 44 per share (face value: Rs. 5 each)

	Total No. of Equity Share (mn)	No. of Shares held by Gol (mn)	No. of Shares held by Other Shareholders (mn)	Gol Holding	Share Capital (Rs. Cr)
Before Buy Back	2,577.2	2,085.8	491.5	80.93%	1,288.62
After Buy Back	1,932.9	1,441.5	491.4	74.58%	966.46