

ੴ ਸ੍ਰੀ ਵਾਹਿਗੁਰੂ ਜੀ ਕੀ ਫਤਹ ॥



ਪੰਜਾਬ ਐਂਡ ਸਿੰਧ ਬੈਂਕ
Punjab & Sind Bank
ਪੰਜਾਬ ਐਂਡ ਸਿੰਧ ਬੈਂਕ

ਪੀ.ਐਸ.ਬੀ. (ਭਾਰਤ ਸਰਕਾਰ ਦਾ ਉਪਕਰਮ/A Govt. of India Undertaking)

Phone : 011-25782926, 25812922, 25817353, 25728930, Telefax : 25781639, 15728919, Email : complianceofficer@psb.co.in

ਪ੍ਰ.ਕਾ. ਲੇਖਾ ਏਵੰ ਲੇਖਾ ਪਰਿਕਸ਼ਾ ਵਿਭਾਗ
"ਸ਼ੇਅਰ ਕਲੱਬ" ਬੈਂਕ ਹਾਊਸ, ਪ੍ਰਥਮ ਤਲ,
21, ਰਾਜੇਨ੍ਦਰ ਪਲੇਸ, ਨਵੀਂ ਦਿੱਲੀ-110008
H.O. Account & Audit Department
"SHARES CELL" Bank House, 1st Floor
21, Rajendra Place, New Delhi-110008

ਸੰਦਰਭ/Ref. No.

ਦਿਨਾਂਕ/Dated:

Ref: PSB/HO/Shares Cell/ /2015-16

February 11th, 2016

To,
Bombay Stock Exchange Limited,
Department of Corporate Services,
25th floor, Phiroze Jeejeebhoy Towers,
Dalal Street, Fort,
Mumbai – 400 001.

FAX: 022-22723121 / 2039
SCRIP CODE : 533295
SCRIP ID : PSB
email: corp.relations@bse.com

National Stock Exchange of India Ltd.,
Exchange Plaza, C – 1, Block – G,
Bandra Kurla Complex, Bandra (East),
Mumbai – 400 051.

FAX: 022-26598237 / 8238
: 022-26598347 / 8348
SYMBOL: PSB SERIES: EQ
email: cmlist@nse.co.in

Dear Sir,

**Reg: Regulation 33 of SEBI(Listing Obligations and Disclosure Requirements) Regulations, 2015
Reviewed Un-audited financial results for the quarter(Q3)/nine months ended 31.12.2015.**

Please note that the Board of Directors of the Bank, in its meeting held on 11.02.2016, has considered and adopted reviewed, un-audited financial results of the Bank for the quarter (Q3)/ nine months period ended 31.12.2015. We are forwarding a copy of the reviewed financial results, segment reporting, limited review by the auditors.

You are requested to take note of the above, pursuant to Regulation 33 of SEBI(Listing Obligations and Disclosure Requirements) Regulations, 2015. The information may kindly be uploaded on your website.

Yours faithfully,

[Ajit/Singh Ahuja]
Company Secretary

d.stockchanges@nse.co.in/SINSEwf/01072014

PUNJAB & SIND BANK

Head Office: 21, Rajendra Place, New Delhi 110 008

Reviewed Un-audited Financial Results for the Quarter and Nine Months ended 31st December, 2015

(Rupees in lacs)

Sl. No.	Particulars	QUARTER ENDED			9 Months ended		YEAR ENDED 31.03.2015 Audited
		31.12.2015	30.09.2015	31.12.2014	31.12.2015	31.12.2014	
		Reviewed	Reviewed	Reviewed	Reviewed	Reviewed	
1	INTEREST EARNED (a+b+c+d)	214437	222862	218332	661773	647759	858855
	a).Interest/ discount on advances/bills	163233	169641	160585	505773	478894	637481
	b) Income on Investments	46814	47335	50407	141634	152500	200885
	c) Interest on Balances with RBI & Other Inter Bank Funds	528	453	2742	1245	5972	6469
	d) Others	3862	5433	4598	13121	10393	14020
2	Other Income	11619	7507	8302	30282	30481	42875
3	TOTAL INCOME (1+2)	226056	230369	226634	692055	678240	901730
4	Interest Expended	158459	165894	175163	497123	518988	690935
5	Operating Expenses (i)+(ii)	37745	38485	35342	111681	101915	133250
	i) Employees Cost	25592	24888	23156	74890	68100	87433
	ii) Other Operating Expenses	12153	13597	12186	36791	33815	45817
6	TOTAL EXPENDITURE (4+5) (excluding Provisions & Contingencies)	196204	204379	210505	608804	620903	824185
7	Operating Profit before Provisions & Contingencies (3-6)	29852	25990	16129	83251	57337	77545
8	Provisions (other than tax) and Contingencies	17156	11651	10493	50437	36514	62733
9	Exceptional Items	0	0	0	0	0	0
10	Profit (+)/ Loss (-) from Ordinary Activities before tax (7-8-9)	12696	14339	5636	32814	20823	14812
11	Tax Expense	5664	1902	-159	9029	1664	2677
12	Net Profit (+)/ Loss (-) from Ordinary Activities after tax (10-11)	7032	12437	5795	23785	19159	12135
13	Extraordinary items (net of tax expense)	0	0	0	0	0	0
14	Net Profit (+)/ Loss (-) for the period (12-13)	7032	12437	5795	23785	19159	12135
15	Paid-up Equity Share Capital (Face Value Rs.10/-)	40041	40041	40041	40041	40041	40041
16	Reserves excluding Revaluation Reserve (as per Balance Sheet of previous accounting year)						441121
17	Analytical Ratios						
	(i). Percentage of shares held by Government of India	79.62	79.62	79.62	79.62	79.62	79.62
	(ii) Capital Adequacy Ratio: Basel-II	11.35	11.28	12.15	11.35	12.15	11.88
	Basel-III	10.68	10.61	11.58	10.68	11.58	11.24
	(iii) Earning per share (of Rs.10/- each) (Not Annualised) (Rs.)						
	(a) Basic and diluted EPS before Extraordinary items (net of tax expense) for the period, for the year to date and for the previous year (not annualized)	1.76	3.11	1.45	5.94	6.03	3.59
	(b) Basic and diluted EPS after Extraordinary items for the period, for the year to date and for the previous year (not annualized)	1.76	3.11	1.45	5.94	6.03	3.59
	(iv) (a) Amount of Gross Non Performing Assets	343414	319404	299605	343414	299605	308219
	(b) Amount of Net Non Performing Assets	236496	216129	225316	236496	225316	226600
	(c) % of Gross NPAs	5.29	4.92	5.01	5.29	5.01	4.76
	(d) % of Net NPAs	3.71	3.39	3.81	3.71	3.81	3.55
	(v) Return on Assets (Annualised)	0.29	0.51	0.25	0.33	0.27	0.13



Sl. No.	Particulars	QUARTER ENDED			9 Months ended		YEAR ENDED 31.03.2015 Audited
		31.12.2015	30.09.2015	31.12.2014	31.12.2015	31.12.2014	
		Reviewed	Reviewed	Reviewed	Reviewed	Reviewed	
18	Public Shareholding:						
	No. of Shares	81588252	81588252	81588252	81588252	81588252	81588252
	Percentage of Shareholding	20.38	20.38	20.38	20.38	20.38	20.38
19	Promoters and promoter group Share holding						
	(a) Pledged/ Encumbered						
	Number of shares	Nil	Nil	Nil	Nil	Nil	Nil
	Percentage of Shares (as a % of the total shareholding of promoter and promotor group)	Nil	Nil	Nil	Nil	Nil	Nil
	Percentage of Shares (as a % of the total share capital of the Bank)	Nil	Nil	Nil	Nil	Nil	Nil
	(b) Non-encumbered						
	Number of shares	318822775	318822775	318822775	318822775	318822775	318822775
	Percentage of Shares (as a % of the total shareholding of promoter and promotor group)	100.00	100.00	100.00	100.00	100.00	100.00
	Percentage of Shares (as a % of the total share capital of the Bank)	79.62	79.62	79.62	79.62	79.62	79.62

Segment Reporting:
A: BUSINESS SEGMENT:

For the purpose of segment reporting in terms of AS-17 of ICAI and as prescribed in RBI guidelines, the business of the Bank has been classified into four segments i.e. a) Treasury Operations b) Corporate/wholesale Banking, c) Retail Banking and d) Other Banking Operations. Segmental Revenue, Results, Assets & Liabilities in respect of Corporate / Wholesale and Retail Banking segment have been bifurcated on the basis of exposure to these segments. Assets and Liabilities, wherever directly related to segments have been accordingly allocated to segments and wherever not directly related have been allocated on the basis of pro-rata segment revenue.

(Rupees in Lacs)

Particulars	Quarter ended			Nine Months ended		Year ended
	31.12.15 (Reviewed)	30.09.15 (Reviewed)	31.12.14 (Reviewed)	31.12.15 (Reviewed)	31.12.14 (Reviewed)	31.03.15 (Audited)
1. Segment Revenue						
a) Treasury	49139	48598	52361	148129	163787	214251
b) Corporate/ Wholesale Banking	130426	119380	142161	385461	377700	478562
c) Retail Banking	46477	62358	32090	158341	136674	208818
d) Other Banking Operations	13	33	22	123	79	99
Total	226055	230369	226634	692054	678240	901730
2. Segment Result						
a) Treasury	6478	7715	1587	18680	10866	13741
b) Corporate/ Wholesale Banking	24511	18075	20142	67630	56284	70210
c) Retail Banking	8868	9774	4320	27781	20367	30636
d) Other Banking Operations	13	33	22	123	79	99
Total	39870	35597	26071	114214	87596	114686
3. Unallocated Expenses	10018	9607	9941	30963	30259	37141



Particulars	Quarter ended			Nine Months ended		Year ended
	31.12.15 (Reviewed)	30.09.15 (Reviewed)	31.12.14 (Reviewed)	31.12.15 (Reviewed)	31.12.14 (Reviewed)	31.03.15 (Audited)
4. Operating Profit	29852	25990	16130	83251	57337	77545
5. Provisions & Contingencies	17156	11651	10494	50437	36514	62733
6. Income Tax	5664	1902	-159	9029	1664	2677
7. Extra Ordinary Profit/ Loss	0	0	0	0	0	0
8. Net Profit	7032	12437	5795	23785	19159	12135
Other Information:						
9. Segment Assets						
a) Treasury	2455225	2411450	2587733	2455225	2587733	2449623
b) Corporate/ Wholesale Banking	5184417	5028673	4992990	5184417	4992990	5049831
c) Retail Banking	2129677	2205675	1806754	2129677	1806754	2203462
d) Other Banking Operations	0	0	0	0	0	0
e) Unallocated Assets	69894	65179	73365	69894	73365	72425
Total Assets	9839213	9710977	9460842	9839213	9460842	9775341
10. Segment Liabilities						
a) Treasury	2321438	2279945	2446999	2321438	2446999	2323239
b) Corporate/ Wholesale Banking	4901914	4754441	4721445	4901914	4721445	4789296
c) Retail Banking	2013629	2085392	1708493	2013629	1708493	2089779
d) Other Banking Operations	0	0	0	0	0	0
e) Unallocated Liabilities	20928	16228	13218	20928	13218	13409
Total Liabilities	9257909	9136006	8890155	9257909	8890155	9215723

B: GEOGRAPHIC SEGMENT:

Since the Bank does not have any overseas branch, reporting under Geographic Segment is not applicable.

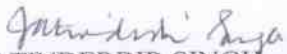
NOTES FORMING PART OF THE LIMITED REVIEW:

1. The above results have been taken on record by the Board of Directors at the meeting held on February 11, 2016 and have been reviewed by the Statutory Central Auditors.
2. During the period under review, there is no change in the Accounting Policy of the Bank.
3. The working Results have been arrived at after considering provisions for Non-Performing Assets, Standard Assets, Amortization of premium relating to Investment under 'Held to Maturity' category, Depreciation on Investments and Diminution in respect of Restructured Accounts as per RBI norms.
4. Provision for Depreciation on Fixed Assets, applicable taxes and other usual & necessary provisions have been made on estimated basis, which are subject to adjustment, if any, at the year end.
5. The provision for Employees' Benefits, namely Pension, Gratuity, Leave Encashment etc. have been made on estimated basis.



6. The Provision Coverage Ratio and Liquidity Coverage Ratio as at 31.12.2015 works out to 50.53% and 60.14% respectively.
7. The figures of previous period have been regrouped and reclassified wherever necessary in order to make them comparable with the figures of the current period.
8. Details of Investors complaint for the quarter ended 31.12.2015:

Beginning	Received	Disposed off	Lying unresolved
Nil	3	2	1


 JATINDERBIR SINGH
 CHAIRMAN & MG. DIRECTOR


 MUKESH KUMAR JAIN
 EXECUTIVE DIRECTOR


~~ARVIND KUMAR JAIN~~
~~EXECUTIVE DIRECTOR~~


 S. R. MEHAR
 DIRECTOR


 ANITA KARNAVAR
 DIRECTOR

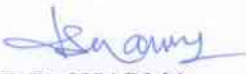

 S. P. BABUTA
 DIRECTOR


 M. S. SARANG
 DIRECTOR



 ATANU SEN
 DIRECTOR


 DEEPAK MAINI
 GENERAL MANAGER


 G.S. DHALL
 GENERAL MANAGER


 D.D. SHARMA
 GENERAL MANAGER


 VARINDER GUPTA
 GENERAL MANAGER


 G.S. NARANG
 GENERAL MANAGER


 HARVINDER SINGH
 GENERAL MANAGER

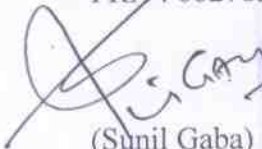

 R. K. BANSAL
 GENERAL MANAGER


G. S. DHINGRA
GENERAL MANAGER


V. K. MEHROTRA
ASSTT. GEN. MANAGER


C.M. SINGH
CHIEF MANAGER

For Dhillon & Associates.
Chartered Accountants
FRN : 002783N


(Sunil Gaba)
Partner
M. No. 507916



For Tiwari & Associates.
Chartered Accountants
FRN : 002870N


(Krishan Kumar)
Partner
M. No. 085415




For Dhawan & Co.
Chartered Accountants
FRN : 002864N


(Sunil Gogia)
Partner
M. No. 073740



For Davinder Pal Singh & Co.
Chartered Accountants
FRN : 007601N


(Davinder Pal Singh)
Partner
M. No. 86596



Place: New Delhi
Dated: February 11, 2016

To

The Board of Directors,
Punjab & Sind Bank
New Delhi

Limited Review Report for the Quarter and Nine Months ended 31st December, 2015

We have reviewed the accompanying financial results of Punjab & Sind Bank for the quarter and nine months ended 31st December, 2015 except for the disclosures regarding 'Public Shareholding' and 'Promoter and Promoter Group Shareholding' which have been traced from disclosures made by the management and have not been audited by us. These financial results are the responsibility of the Bank's management and have been taken on record by the Board of Directors.

We conducted our review in accordance with the Standard on Review Engagement (SRE) 2410, Review of Interim financial information performed by the independent auditors of the entity, issued by the Institute of Chartered Accountants of India. This standard requires that we plan and perform the review to obtain moderate assurance as to whether the financial statements are free from material misstatement. A review is limited primarily to inquiries of Bank personnel's and analytical procedures applied to financial data and thus provide less assurance than an audit. We have not performed an audit and accordingly, we do not express an audit opinion.

The financial results incorporate the relevant returns of 20 branches reviewed by us and un-reviewed returns in respect of 1023 branches. In the conduct of our Review, we have taken note of the review reports in respect of non-performing assets submitted by the concurrent auditors of 427 branches to the bank management. These review reports cover 88.08 % of the advances portfolio of the bank and 75.20% of Gross NPA as on 31st December, 2015.

A review of Financial Results consists principally of applying analytical procedures to financial data and making enquires of persons responsible for financial and accounting matters. It is substantially less in scope than an audit conducted in accordance with the generally accepted auditing standards, the objective of which is the expression of an opinion regarding the financial statements taken as a whole. Accordingly, we do not express an audit opinion.

Based on our review as aforesaid and without qualifying our opinion, attention is invited to:-

- i) Note No. 4 & 5 regarding certain provisions made on estimated basis.
- ii) Non creation of Deferred Tax Assets of Rs.3.78 crore for the quarter ended 31.12.2015 (cumulative liability of Rs.373.03 crore up to 31.12.2015) in respect of differences on account of variation in the value of investment as per books of accounts and for income tax computation considering the difference to be permanent.
- iii). Capital Adequacy as per Basel-II, Basel-III, Earning Per Share and other ratios disclosed by the Bank is subject to adjustments arising out of the Notes on Accounts, Accounting Policies and our remarks in para (i) & (ii) above.

Based on our review conducted as above, nothing has come to our attention that causes us to believe that the accompanying statement of unaudited financial results prepared in accordance



with applicable accounting standards and other recognized accounting practices and policies has not disclosed the information required to be disclosed in terms of Regulation 33 of the SEBI (Listing Obligations and Disclosure Requirements) Regulations, 2015 including the manner in which it is to be disclosed, or that it contains any material misstatement or that it has not been prepared in accordance with the relevant prudential norms issued by the Reserve Bank of India in respect of income recognition, asset classification, provisioning and other related matters.

For Dhillon & Associates.
Chartered Accountants
FRN : 002783N

(Sunil Gaba)
Partner
M. No. 507916



For Tiwari & Associates.
Chartered Accountants
FRN : 002870N

(Krishan Kumar)
Partner
M. No. 085415



For Dhawan & Co.
Chartered Accountants
FRN :002864N

(Sunil Gogia)
Partner
M. No. 073740



For Davinder Pal Singh & Co.
Chartered Accountants
FRN : 007601N

(Davinder Pal Singh)
Partner
M. No. 086596



Place: New Delhi
Dated: February 11, 2016