

Statement showing Shareholding Pattern


Name of the Company : Infosys Limited
Scrip Code, Name of the scrip, class of security : INFY
As on Date : 30-Sep-2015

Partly paid-up shares	No. of partly paid-up shares	As a % of total no. of partly paid-up Shares	As a % of total no. of shares of the company
Held by promoter/promoter group	-	-	-
Held by public	-	-	-
Total	-	-	-
Outstanding convertible securities	No. of outstanding securities	As a % of total no. of outstanding convertible securities	As a % of total no. of shares of the company, assuming full conversion of the convertible securities
Held by promoter/promoter group	-	-	-
Held by public	-	-	-
Total	-	-	-
Warrants	No. of warrants	As a % of total no. of warrants	As a % of total no. of shares of the company, assuming full conversion of Warrants
Held by promoter/promoter group	-	-	-
Held by public	-	-	-
Total	-	-	-
Total paid-up capital of the company, assuming full conversion of warrants and convertible securities		₹11,48,47,23,320 total paid up share capital, divided into 2,29,69,44,664 equity shares of ₹5 each	




(I)(a) Statement showing Shareholding Pattern

Sr. no.	Category of shareholder (II)	Number of shareholders (III)	Total number of shares (IV)	Number of shares held in dematerialized form (V)	Total shareholding as a percentage of total number of shares		Shares Pledged or otherwise encumbered		
					As a percentage of (A+B) ¹ (VI)	As a percentage of (A+B+C) (VII)	Number of shares (VIII)	As a percentage (IX) = (VIII) / (IV) * 100	
(A) Promoter and Promoter Group									
(1) Indian									
(a)	Individuals/Hindu Undivided Family	19	30,04,31,272	30,04,31,272	15.72	13.08	-	-	-
(b)	Central Government/State Government(s)	-	-	-	-	-	-	-	-
(c)	Bodies Corporate	-	-	-	-	-	-	-	-
(d)	Financial Institutions/Banks	-	-	-	-	-	-	-	-
(e)	Any Other (Total)	-	-	-	-	-	-	-	-
	Sub-Total (A)(1)	19	30,04,31,272	30,04,31,272	15.72	13.08	-	-	-
(2) Foreign									
(a)	Individuals (Non-Resident Individuals/Foreign Individuals)	-	-	-	-	-	-	-	-
(b)	Bodies Corporate	-	-	-	-	-	-	-	-
(c)	Institutions	-	-	-	-	-	-	-	-
(d)	Qualified Foreign Investor	-	-	-	-	-	-	-	-
(e)	Any Other (Total)	-	-	-	-	-	-	-	-
	Sub-Total (A)(2)	-	-	-	-	-	-	-	-



	Total Shareholding of Promoter and Promoter Group (A) = (A)(1)+(A)(2)	19	30,04,31,272	30,04,31,272	15.72	13.08	-
(B) Public shareholding							
(1) Institutions							
(a)	Mutual Funds/UTI	438	14,90,97,726	14,90,97,726	7.80	6.49	-
(b)	Financial Institutions/Banks	37	19,86,227	19,86,227	0.10	0.09	-
(c)	Central Government/State Government(s)	-	-	-	-	-	-
(d)	Venture Capital Funds	-	-	-	-	-	-
(e)	Insurance Companies	201	24,34,59,631	24,34,59,631	12.74	10.60	-
(f)	Foreign Institutional Investors	1,051	91,61,56,935	91,61,44,135	47.93	39.89	-
(g)	Foreign Venture Capital Investors	-	-	-	-	-	-
(h)	Qualified Foreign Investor	-	-	-	-	-	-
(i)	Any Other (Total)	-	-	-	-	-	-
	Sub-Total (B)(1)	1,727	131,07,00,519	1,31,06,87,719	68.56	57.06	-
(2) Non-institutions							
(a)	Bodies Corporate	3,770	1,99,01,990	1,98,50,790	1.04	0.87	-
(b)	Individuals - i. Individual Shareholders Holding Nominal Share Capital Up To >Rs. 1 Lakh.	5,46,241	11,36,31,851	11,28,63,857	5.94	4.95	-
	Individuals - ii. Individual Shareholders Holding Nominal Share Capital In Excess Of Rs. 1 Lakh	1,794	11,41,23,687	11,00,27,991	5.97	4.97	-
(c)	Qualified Foreign Investor	-	-	-	-	-	-



(d)	Any Other (Total)	11,763	5,28,37,408	5,28,30,998	2.76	2.30	-
(d1)	Foreign Bodies-DR	2	2,50,552	2,50,552	0.01	0.01	-
(d2)	NRI/OCB	11,696	3,57,54,635	3,57,48,225	1.87	1.56	-
(d3)	Trusts	65	1,68,32,221	1,68,32,221	0.88	0.73	-
	Sub-Total (B)(2)	5,63,568	30,04,94,936	29,55,73,636	15.72	13.08	-
	Total Public Shareholding (B)= (B)(1)+(B)(2)	5,65,295	1,61,11,95,455	1,60,62,61,355	84.28	70.15	-
	TOTAL (A)+(B)	5,65,314	1,91,16,26,727	1,90,66,92,627	100.00	83.22	-
(C)	Shares held by Custodians and against which Depository Receipts have been issued	1	38,53,17,937	38,53,17,937	-	16.78	-
C1	Promoter and Promoter Group	-	-	-	-	-	-
C2	Public	1	38,53,17,937	38,53,17,937	-	16.78	-
	GRAND TOTAL (A)+(B)+(C)	5,65,315	2,29,69,44,664	2,29,20,10,564	-	100.00	-




(I)(b) Statement showing Shareholding of persons belonging to the category "Promoter and Promoter Group"

Sr. No.	Name of the shareholder (II)	PAN of the Shareholder (III)	Total Shares held		Shares pledged or otherwise encumbered		Details of warrants		Details of convertible securities		Total shares (including underlying shares assuming full conversion of warrants and convertible securities) as a % of diluted share capital (XIII)
			Number (IV)	as a % of grand total (A) + (B) + (C) (V)	Number (VI)	as a percentage (VII) = (VI) / (IV) * 100 (VIII)	Number of warrants held (XI)	As a % total number of warrants of the same class (X)	Number of convertible securities held (XI)	As a % total number of convertible securities of the same class (XII)	
1	SUDHA GOPALAKRISHNAN	ACHPG0900G	4,91,78,500	2.14	-	-	-	-	-	-	-
2	ROHAN MURTY	AHXPM7590B	3,17,99,128	1.38	-	-	-	-	-	-	-
3	S GOPALAKRISHNAN	ABDPG5014C	2,66,26,904	1.16	-	-	-	-	-	-	-
4	NANDAN M NILEKANI	AAGPN2195R	2,13,83,480	0.93	-	-	-	-	-	-	-
5	AKSHATA MURTY	ADBPM6857H	2,04,25,648	0.89	-	-	-	-	-	-	-
6	JASHA DINESH	ABIPA8074H	2,01,89,928	0.88	-	-	-	-	-	-	-
7	SUDHA N MURTY	ADQPM7361R	1,80,58,640	0.79	-	-	-	-	-	-	-
8	ROHINI NILEKANI	ABUPN4381L	1,80,04,696	0.78	-	-	-	-	-	-	-
9	DINESH KRISHNASWAMY	ABPPS0463H	1,69,86,148	0.74	-	-	-	-	-	-	-
10	SHREYAS SHIBULAL	BMAPS6333M	1,47,04,928	0.64	-	-	-	-	-	-	-
11	SHRUTI SHIBULAL	ARKZPS9974M	1,46,87,696	0.64	-	-	-	-	-	-	-
12	S D SHIBULAL	ADFPS1420E	98,78,844	0.43	-	-	-	-	-	-	-
13	N R NARAYANA MURTHY	AAGPN2197P	87,18,688	0.38	-	-	-	-	-	-	-
14	NIHAR NILEKANI	AEBPN5413M	66,63,240	0.29	-	-	-	-	-	-	-
15	JANHAVI NILEKANI	AEPN7326H	66,63,164	0.29	-	-	-	-	-	-	-
16	KUMARI SHIBULAL	AEPSS0009A	60,44,176	0.26	-	-	-	-	-	-	-
17	DEEKSHA DINESH	ALGPD1007M	40,00,000	0.17	-	-	-	-	-	-	-
18	DIVYA DINESH	ALGPD2314R	40,00,000	0.17	-	-	-	-	-	-	-
19	MEGHANA	APRPM6460Q	24,17,464	0.11	-	-	-	-	-	-	-
	TOTAL		30,04,31,272	13.08	-	-	-	-	-	-	-



D(c) Statement showing Shareholding of persons belonging to the category "Public" and holding more than 1% of the total number of shares

Sr. No.	Name of the shareholder	PAN of the Shareholder	Number of shares	Shares as a percentage of total number of shares {i.e., Grand Total (A)+(B)+(C) indicated in Statement at para (D)(a) above}	Details of warrants		Details of convertible securities		Total shares (including underlying shares assuming full conversion of warrants and convertible securities) as a % of diluted
					Number of warrants held	As a % total number of warrants of the same class	Number of convertible securities held	% w.r.t total number of convertible securities of the same class	
1	LIFE INSURANCE CORPORATION OF INDIA	AAACL0582H	12,70,70,876	5.53	-	-	-	-	-
2	ABU DHABI INVESTMENT AUTHORITY	AAACA4380N	5,61,93,022	2.45	-	-	-	-	-
3	OPPENHEIMER DEVELOPING MARKETS FUND	AAATO0090N	5,13,50,215	2.24	-	-	-	-	-
4	GOVERNMENT OF SINGAPORE	AAAJG0594R	4,99,90,219	2.18	-	-	-	-	-
5	HDFC TRUSTEE CO LTD	AAATH1809A	3,75,20,207	1.63	-	-	-	-	-
6	VANGUARD EMERGING MARKETS STOCK INDEX FUND	AAATY0918K	3,18,83,633	1.39	-	-	-	-	-
7	ICICI PRUDENTIAL LIFE INSURANCE COMPANY LIMITED	AAACI7351P	2,67,17,625	1.16	-	-	-	-	-
8	STICHTING DEPOSITARY APG EMERGING MARKETS EQUITY	AAVCS6547E	2,30,15,420	1.00	-	-	-	-	-
	TOTAL		40,37,41,217	17.58	-	-	-	-	-



D(c) Statement showing Shareholding of persons belonging to the category "Public" and holding more than 5% of the total number of shares

Sr. No.	Name of the shareholder	PAN of the Shareholder	Number of shares	Shares as a percentage of total number of shares {i.e., Grand Total (A)+(B)+(C) indicated in Statement at para (D)(a) above}	Details of warrants		Details of convertible securities		Total shares (including underlying shares assuming full conversion of warrants and convertible securities) as a % of diluted
					Number of warrants held	As a % total number of warrants of the same class	Number of convertible securities held	% w.r.t total number of convertible securities of the same class	
	LIFE INSURANCE CORPORATION OF INDIA		12,70,70,876	5.53	-	-	-	-	-
	TOTAL		12,70,70,876	5.53	-	-	-	-	-

D(d) Statement showing details of locked-in shares

Sr. No.	Name of the shareholder	PAN of the Shareholder	Number of locked-in shares	Locked-in shares as a percentage of total number of shares {i.e., Grand Total (A)+(B)+(C) indicated in Statement at para (D)(a) above}
				NIL



(II)(a) Statement showing details of Depository Receipts (DRs)

Sr. No.	Type of outstanding DR (ADRs, GDRs, SDRs, etc.)	Number of outstanding DRs	Number of shares underlying outstanding DRs	Shares underlying outstanding DRs as a percentage of total number of shares {i.e., Grand Total (A)+(B)+(C) indicated in Statement at para (I)(a) above}
1	ADR	1	38,53,17,937	16.78
	TOTAL	1	38,53,17,937	16.78

(II)(b) Statement showing holding of Depository Receipts (DRs), where underlying shares held by 'promoter/promoter group' are in excess of 1% of the total number of shares

Sr. No.	Name of the DR Holder	Type of outstanding DR (ADRs, GDRs, SDRs, etc.)	Number of shares underlying outstanding DRs	Shares underlying outstanding DRs as a percentage of total number of shares {i.e., Grand Total (A)+(B)+(C) indicated in Statement at para (I)(a) above}
				NIL

