

Introductory sub-table (I)(a)


Name of the Company:	STAR DELTA TRANSFORMERS LTD	
Scrip Code, Name of the scrip, class of security:		
Quarter ended:	30/06/2015	

Partly paid-up shares:-	As a % of total no. of partly paid-up shares		As a % of total no. of shares of the company
	No. of partly paid-up shares		
Held by promoter/promoter group	0	NIL	0
Held by public	0	NIL	0
Total - D	NIL	NIL	NIL

Outstanding convertible securities:-	As a % of total no. of outstanding convertible securities		As a % of total no. of shares of the company, assuming full conversion of the convertible securities
	No. of outstanding securities		
Held by promoter/promoter group	0	NIL	NIL
Held by public	0	NIL	NIL
Total - E	NIL	NIL	NIL


Warrants:-	As a % of total no. of warrants		As a % of total no. of shares of the company, assuming full conversion of warrants
	No. of warrants		
Held by promoter/promoter group	0	NIL	NIL
Held by public	0	NIL	NIL
Total - F	NIL	NIL	NIL

Total paid-up capital of the company, assuming full conversion of warrants and convertible securities	As a % of total no. of shares of the company, assuming full conversion of warrants	
	No. of shares	
	3000200	




Statement Showing Shareholding Pattern

Category code	Category of Shareholder	Number of Shareholders	Table (I)(a)			Total shareholding as a percentage of total number of shares		Shares Pledged or otherwise encumbered	
			Total number of shares	Number of shares held in dematerialized form	As a percentage of (A+B) ¹	As a percentage of (A+B+C)	Number of shares		As a percentage
(A)	Shareholding of Promoter and Promoter Group²								
1	Indian								
(a)	Individuals/ Hindu Undivided Family	10	2189800	2189800	72.99	72.99	405000	18.49	
(b)	Central Government/ State Government(s)	0	0	0	0.00	0.00	0		
(c)	Bodies Corporate	1	60000	60000	2.00	2.00	0		
(d)	Financial Institutions/ Banks	0	0	0	0.00	0.00	0		
(e)	Any Others(Specify)	0	0	0	0.00	0.00	0		
(e-i)	Other Individuals	0	0	0	0.00	0.00	0		
(e-ii)	Mutual Fund	0	0	0	0.00	0.00	0		
(e-iii)	Body Corp in Concert	0	0	0	0.00	0.00	0		
(e-iv)	Non Government Institutions	0	0	0	0.00	0.00	0		
	Sub Total(A)(1)	11	2249800	2249800	74.99	74.99	405000	18.00	
2	Foreign								
a	Individuals (Non-Residents Individuals/ Foreign Individuals)	0	0	0	0.00	0.00	0		
b	Bodies Corporate	0	0	0	0.00	0.00	0		
c	Institutions	0	0	0	0.00	0.00	0		
d	Any Others(Specify)	0	0	0	0.00	0.00	0		
	Sub Total(A)(2)	0	0	0	0.00	0.00	0		
	Total Shareholding of Promoter and Promoter Group (A)= (A)(1)+(A)(2)	11	2249800	2249800	74.99	74.99	405000	18.00	
(B)	Public shareholding								
1	Institutions								
(a)	Mutual Funds/ UTI	0	0	0	0.00	0.00	0		
(b)	Financial Institutions / Banks	0	0	0	0.00	0.00	0		
(c)	Central Government/ State Government(s)	0	0	0	0.00	0.00	0		
(d)	Venture Capital Funds	0	0	0	0.00	0.00	0		
(e)	Insurance Companies	0	0	0	0.00	0.00	0		
(f)	Foreign Institutional Investors	0	0	0	0.00	0.00	0		
(g)	Foreign Venture Capital Investors	0	0	0	0.00	0.00	0		
(h)	Any Other (specify)	0	0	0	0.00	0.00	0		
	Sub-Total (B)(1)	0	0	0	0.00	0.00	0	0.00	




B 2	Non-institutions								
(a)	Bodies Corporate	44	102511	102511	3.42	3.42			
(a-i)	Corporate Client Bene	0	0	0	0.00	0.00			
(a-ii)	Corporate client Margin	0	0	0	0.00	0.00			
(a-iii)	Corporate Body (Offer)	0	0	0	0.00	0.00			
(b)	Individuals				0.00	0.00			
I	Individuals -i. Individual shareholders holding nominal share capital up to Rs 1 lakh	705	323797	293397	10.79	10.79			
II	Individual shareholders holding nominal share capital in excess of Rs. 1 lakh	14	322992	322992	10.77	10.77			
(c)	Any Other (specify)	0	0	0	0.00	0.00			
(c-i)	NRI Individuals (Non Rep)	0	0	0	0.00	0.00			
(c-ii)	OCB	0	0	0	0.00	0.00			
(c-iii)	Foreign Bodies	0	0	0	0.00	0.00			
(c-iv)	NRI (Repatriation)	3	1100	1100	0.04	0.04			
	Sub-Total (B)(2)	766	750400	720000	25.01	25.01			13.50
(B)	Total Public Shareholding (B)= (B)(1)+(B)(2)	766	750400	720000	25.01	25.01			
	TOTAL (A)+(B)	777	3000200	2969800	100.00	100.00			
(C)	Shares held by Custodians and against which Depository Receipts have been issued								
(1)	Promoter and Promoter Group	0	0	0					0.00
(2)	Public	0	0	0					0.00
	GRAND TOTAL (A)+(B)+(C)	777	3000200	2969800	100	100			13.50




(1)(b) STAR DELTA TRANSFORMERS LTD
category "Promoter and Promoter Group"

Sr. No.	Name of the shareholder	Pan No.	Details of Shares held		Encumbered shares (*)		Details of warrants		Details of convertible securities		Total shares (including underlying shares assuming full conversion of warrants and convertible securities) as a % of diluted share capital	
			Number of shares held	As a % of grand total (A)+(B)+(C)	No.	As a percentage (VII)=(VI)/(IV)*100	As a % of grand total (A)+(B)+(C) of sub-clause (I)(a)	Number of warrants held	As a % total number of warrants of the same class	Number of convertible securities held		As a % total number of convertible securities of the same class
(i)	(ii)	(iii)	(iv)	(v)	(vi)	(vii)=(vi)/(iv)*100	(viii)	(ix)	(x)	(xi)	(xii)	
1	ARCHANA GUPTA	AAYPG5959N	268300	8.942737	120000	44.73	3.999733	0	0.000000	0	0.000000	8.942737
2	ARCHIT GUPTA	AWLPG5288P	20000	0.666622	0	0.00	0.000000	0	0.000000	0	0.000000	0.666622
3	ARK TRANSFORMERS PVT	AABCA2562R	60000	1.999867	0	0.00	0.000000	0	0.000000	0	0.000000	1.999867
4	KISHORE GUPTA	AAWPG4766F	583500	19.448703	15000	2.57	0.499967	0	0.000000	0	0.000000	19.448703
5	LAXMI NARAYAN GUPTA	AAWPG4768M	4600	0.153323	0	0.00	0.000000	0	0.000000	0	0.000000	0.153323
6	MANALI GUPTA	AUYPG3874E	70000	2.333178	0	0.00	0.000000	0	0.000000	0	0.000000	2.333178
7	MANJU GUPTA	AAYPG5958P	241500	8.049463	15000	6.21	0.499967	0	0.000000	0	0.000000	8.049463
8	MAYANK GUPTA	AHVPG4778K	428300	14.275715	135000	31.52	4.99700	0	0.000000	0	0.000000	14.275715
9	NEETA GUPTA	ACHPG0150C	1500	0.049997	0	0.00	0.000000	0	0.000000	0	0.000000	0.049997
10	RAKESH GUPTA	AAWPG9477C	562100	18.735418	120000	21.35	3.999733	0	0.000000	0	0.000000	18.735418
11	TUSHARIKA GUPTA	AUXPG9617Q	10000	0.333311	0	0.00	0.000000	0	0.000000	0	0.000000	0.333311
Total			2249800	74.988334	405000	18.00	13.499100	0	0.000000	0	0.000000	74.988334




(1)(c)(i) STAR DELTA TRANSFORMERS LTD
category "Public" and holding more than 1% of the total number of shares

Sr. No.	Name of the shareholder	Pan No.	Number of shares held	Shares as a percentage of total number of shares (i.e., Grand Total (A)+(B)+(C) indicated in Statement at para (1)(a) above)	Details of warrants		Details of convertible securities		Total shares (including underlying shares assuming full conversion of warrants and convertible securities) as a % of diluted share capital
					Number of warrants held	As a % total number of warrants of the same class	Number of convertible securities held	% w.r.t total number of convertible securities of the same class	
1	ARIHANT CAPITAL MARHA	BCA6832G	80909	2.696787	0	0.000000	0	0.000000	2.696787
2	OM PRAKASH GUPTA	AGOPG4845R	38400	1.279915	0	0.000000	0	0.000000	1.279915
Total			119309	3.976702	0	0.000000	0	0.000000	3.976702



(1)(c)(ii) STAR DELTA TRANSFORMERS LTD
 PACI belonging to the category "Public" and holding more than 5% of the total number of shares of the company


Sr. No.	Name(s) of the shareholder(s) and the Persons Acting in Concert (PAC) with them	Pan No.	Number of shares	Shares as a percentage of total number of shares (i.e., Grand Total (A)+(B)+(C) indicated in Statement at para (1)(a) above)	Details of warrants		Details of convertible securities		Total shares (including underlying shares assuming full conversion of warrants and convertible securities) as a % of diluted share capital
					Number of warrants	As a % total number of warrants of the same class	Number of convertible securities held	% w.r.t total number of convertible securities of the same class	
1	NIL		0	0.000000	0	0.000000	0	0.000000	0.000000
Total			0	0.000000	0	0.000000	0	0.000000	0.000000



STAR DELTA TRANSFORMERS LTD

(I)(d) Statement showing details of locked-in shares


Sr. No.	Name of the shareholder	Pan No.	Number of locked-in shares	Locked-in shares as a (%) of shares (i.e., Grand Total (A)+(B)+(C) indicated in Statement at para (I)(a) above}	Promoter / Promoter Group / Public
1	NIL		Nil	Nil	Public
Total			0	0	



STAR DELTA TRANSFORMERS LTD

(II)(a) Statement showing details of Depository Receipts (DRs)

Sr. No.	Type of outstanding DR (ADRs, GDRs, SDRs, etc.)	Number of outstanding DRs	Number of shares underlying outstanding DRs	Shares underlying outstanding DRs as a percentage of total number of shares (i.e., Grand Total (A)+(B)+(C) indicated in Statement at para (I)(a) above)
1	NIL	Nil	Nil	Nil
Total		0	0	0



STAR DELTA TRANSFORMERS LTD

(II)(b) Statement showing Holding of Depository Receipts (DRs), where underlying shares held by 'promoter/promoter group' are in excess of 1% of the total number of shares

Sr. No.	Name of the DR Holder	Type of outstanding DR (ADRs, GDRs, SDRs, etc.)	Number of shares underlying outstanding DRs	Shares underlying outstanding DRs as a percentage of total number of shares {i.e., Grand Total (A)+(B)+(C) indicated in Statement at para (I)(a) above}
1	NIL		Nil	Nil
Total			0	0

